REVISIONS					
REV	ECO	DESCRIPTION	DATE	BY	APPR
01	--	PRELIMINARY	14AUG15	FLAN	KING

TOLERANCE
0–2.99 M = +100.0/–25.0mm
3–8.99 M = +150.0/–25.0mm
9–14.99 M = +300.0/–25.0mm
15–OVER M = +450.0/–25.0mm

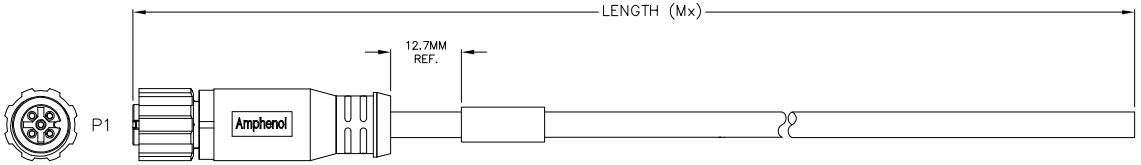

WIRING DIAGRAM

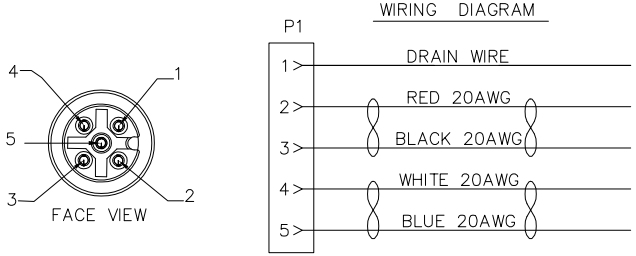

TECHNICAL DATA:

1) MATERIALS:
   COUPLING NUT: THERMOPLASTIC, NYLON, UL94 V-0
   INSULATION INSERT: THERMOPLASTIC, NYLON, UL 94V-0
   CONTACT: GOLD FLASH PLATING OVER COPPER ALLOY
   SEAL:EPDM,RED
   PREMOLD MATERIAL: HOTMELT;
   OVERMOLD MATERIAL: THERMOPLASTIC, PVC COLOR: GRAY
   CABLE, 1P*20AWG, SIGNAL PAIR, DOUBLE FOAM-PE INSULATOR, 1P*20AWG, POWER PAIR, PVC INSULATOR AND NYLON COATED;
   CABLE RATING: 80°C, 300V;
   CABLE JACKET MATERIAL: PVC
   FIXED INSTALLATION BENDING RADIUS : 7*OD
2) ELECTRICAL DATA:
   CURRENT (MAX): 4A
   VOLTAGE (MAX): 300V
   DIELECTRIC TEST VOLTAGE: 500V
3) MECHANICAL DATA:
   TEMPERATURE RANGE: -40°C TO 80°C
   PROTECTION: IP67 (MATED CONDITION)
   MATING CYCLES: >100
4) RoHS COMPLIANT

LABEL DETAI:



customer drawing

QUANTITY	PART NUMBER	DESCRIPTION	ITEM
	MATERIALS LIST		

UNLESS OTHERWISE SPECIFIED
1) All dimensions are in metric(mm).
2) Tolerances are as follows:
1 PL DEC ±0.30 | Fractions ±1/64
2 PL DEC ±0.15 | Angles ±1°
3 PL DEC ±0.08
3) Note reference = X

MATERIAL SPECIFICATIONS: NOTED

PROCESS SPECIFICATIONS:

NEXT ASS'Y:

SIGNATURES		DATE
DRAWN:	FLAN	14AUG15
CHECKED:	CHELSEA	14AUG15
ENGINEER:		
APPROVAL:	KING	14AUG15
CUSTOMER:		

THIS DRAWING IS SUPPLIED FOR INFORMATION ONLY. DESIGN FEATURES, SPECIFICATIONS AND PERFORMANCE DATA SHOWN HEREON ARE THE PROPERTY OF THE AMPHENOL CORPORATION. NO RIGHTS OF REPRODUCTION ARE IMPLIED. ALL DIMENSIONS ARE SUBJECT TO NORMAL MANUFACTURING VARIATIONS.

Amphenol
Sine Systems - www.amphenol-sine.com
44724 Morley Drive
Clinton Township, MI 48036

M12 FEMALE SINGLE ENDED CABLE

SIZE	TYPE	DWG NO:	REVISION
A4	C-	AM-N05S-Mx	01

SCALE: NONE | AM-N05S-Mx | SHEET 1 OF 1

TITLE: M12 FEMALE SINGLE ENDED CABLE
DWG NO: AM-N05S-Mx
REV: 01
SH: 1
OF: 1