

Shock-Safe Fuseholder, 5 x 20 mm, Slotted Cap/Fingerrip, Rear-Side, IP 40 / IP 67, IEC 60335-1



Fingerrip

250 VAC · 2.5W/10A (VDE) · 400V · 16A (UL/CSA)



Description

- Meets the new requirements of IEC 60335-1 for appliances in unattended use (clause 30.2.3). This includes the enhanced requirements of glow wire tests acc. to IEC 60695-2-12 and -13. Order numbers: xxxx.xxxx.15
- Mounting from rear-side

Standards

- IEC 60127-6
- UL 4248-1
- CSA 22.2 no. 4248-1

Approvals

- VDE Certificate Number: 127216
- UL File Number: E39328


Applications

- Industrial electronic
- Household appliances
- Medical equipment

Weblinks

[pdf-datasheet](#), [html-datasheet](#), [General Product Information](#), [Approvals](#), [CE declaration of conformity](#), [RoHS](#), [CHINA-RoHS](#), [REACH](#), [e-Shop](#), [SCHURTER-Stock-Check](#), [Distributor-Stock-Check](#), [Detailed request for product](#)

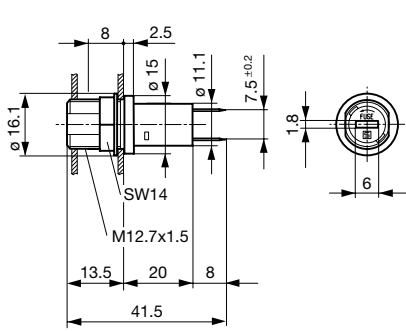
Technical Data

Shock-Safe Category	PC2
Fuse-Link	5 x 20mm
Mounting	Panel Mount, Rear Side
Mounting	Fixing Nut
Terminal	Solder or Quick-Connect 4.8 x 0.5 mm
Rated Voltage	250VAC (VDE), 400V (UL/CSA)
Rated current	6.3/10A (VDE), 16A (UL/CSA)
Rated Power Acceptance IEC	2.5W / 10A @ Ta 23°C Admissible power acceptance at higher ambient temperature see derating curves
Degree of Protection	IP 40 / IP 67
Protection Class	Suitable for appliances with protection class I acc. to IEC 61140
Admissible Ambient Air Temp.	-40°C to 85°C
Climatic Category	40/085/21 acc. to IEC 60068-1
Material: Socket	Thermoplastic, black, UL 94V-0
Material: Terminals	Tin-Plated Copper Alloy
Unit Weight	6.01 g
Storage Conditions	0°C to 60°C, max. 70% r.h.
Product Marking	 Type, Rated voltage, Rated current, Power Rating, Approvals

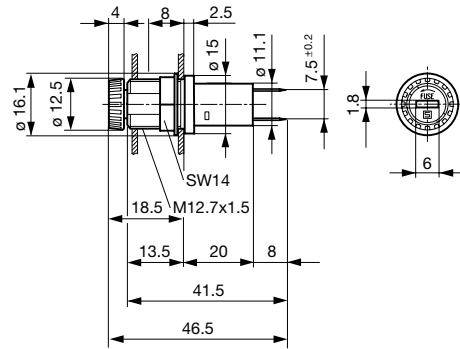
Soldering Methods	Iron Soldering Profile
Solderability	350°C / 3sec acc. to IEC 60068-2-20, Test Ta, method 2
Resistance to Soldering Heat	350°C / 10sec acc. to IEC 60068-2-20, Test Tb, method 2
Contact Resistance	≤ 10mΩ at 20 mV acc. to IEC 60127-6
Dielectric Strength	> 3kV between Life parts (50Hz; 1 min)
Impulse Withstand Voltage	> 4kV between Life parts
Insulation Resistance	≥ 10MΩ between Life parts (500VDC; 1 min)
Overvoltage Category	I - III acc. to IEC 60664-1
Pollution Degree	3 acc. to IEC 60664-1
Resistance to Vibration	acc. to IEC 60068-2-6, test Fc
Admissible Torque on Fixing Nut	max 1.2Nm
Panel Thickness s	max 8mm

Dimension

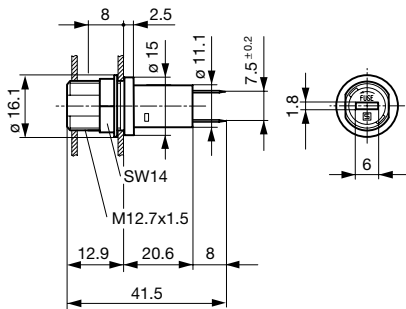
46.5 mm



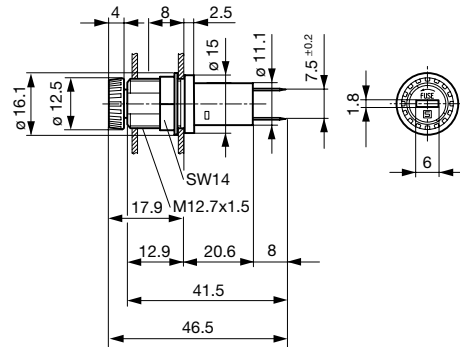
IP40 / Variants 3101.0020 and 3101.0220



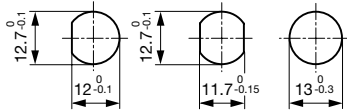
IP40 / Variants Fingergrasp 3101.0025 and 3101.0225



IP67 / Variants 3101.0120 and 3101.0320

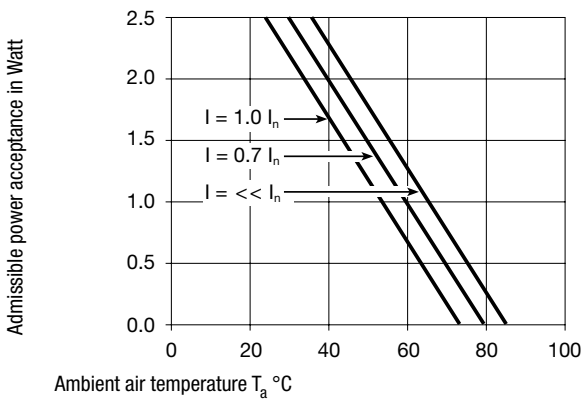


IP67 / Variants Fingergrasp 3101.0125 and 3101.0325



Mounting holes

Derating Curves



All Variants

Holder	Cap	Terminal	Degree of Protection	Material	Remark	Order Number
●	slotted	Solder	IP 40	Thermoplastic	-	3101.0020
●	slotted	Solder	IP 40	Spec. Thermoplastic 1	-	3101.0020.15
●	slotted	Quick-Connect 4.8 x 0.5 mm	IP 40	Thermoplastic	-	3101.0220
●	slotted	Quick-Connect 4.8 x 0.5 mm	IP 40	Spec. Thermoplastic 1	-	3101.0220.15
●	Fingergrip	Solder	IP 40	Thermoplastic	-	3101.0025
●	Fingergrip	Solder	IP 40	Spec. Thermoplastic 1	-	3101.0025.15
●	Fingergrip	Quick-Connect 4.8 x 0.5 mm	IP 40	Thermoplastic	-	3101.0225
●	Fingergrip	Quick-Connect 4.8 x 0.5 mm	IP 40	Spec. Thermoplastic 1	-	3101.0225.15
●	slotted	Solder	IP 67	Thermoplastic	-	3101.0120
●	slotted	Solder	IP 67	Spec. Thermoplastic 1	-	3101.0120.15
●	slotted	Quick-Connect 4.8 x 0.5 mm	IP 67	Thermoplastic	-	3101.0320
●	slotted	Quick-Connect 4.8 x 0.5 mm	IP 67	Spec. Thermoplastic 1	-	3101.0320.15
●	Fingergrip	Solder	IP 67	Thermoplastic	-	3101.0125
●	Fingergrip	Solder	IP 67	Spec. Thermoplastic 1	-	3101.0125.15
●	Fingergrip	Quick-Connect 4.8 x 0.5 mm	IP 67	Thermoplastic	-	3101.0325
●	Fingergrip	Quick-Connect 4.8 x 0.5 mm	IP 67	Spec. Thermoplastic 1	-	3101.0325.15

Most Popular.

Availability for all products can be searched real-time: <http://www.schurter.com/en/Stock-Check/Stock-Check-SCHURTER>

Spec. thermoplastic meets the new requirements of IEC 60335-1 for appliances in unattended use (clause 30.2.3). This standard includes the enhanced requirements of glow wire tests acc. to IEC 60695-2-12 and -13.

White and grey colours available on request

Packaging Unit Bulk 186 x 91 x 110 mm (100 pcs.)