

Thermistor overload relay for machine protection, 1N/O+1N/C, 24-240VAC/DC, without reclosing lockout



Part no. EMT6-K
Article no. 269470
Catalog No. EMT6-K

Delivery programme

Product range			EMT6 thermistor overload relay for machine protection
Function			Without manual reset Mains and fault LED display Trip with short-circuit in the sensor cable Test button
Rated operational current			
AC-15			
240 V	I_e	A	3
AC--14			
300 V	I_e	A	3
400 V	I_e	A	3
			Value applies starting with release 001.
conventional thermal current	I_{th}	A	6
Rated control voltage	U_s	V	24 - 240 V 50 - 400 Hz 24 - 240 V DC

Notes



BVS 14 ATEX F003 X

II(2)G [Ex e] [Ex d] [Ex px]

II(2)D [Ex t] [Ex p]

Observe manual MN03407006Z-DE/EN.

Can be snap fitted on a top-hat rail to IEC/EN 60715.

Technical data

General

Standards			IEC/EN 60947, VDE 0660, EN 55011
Climatic proofing			Damp heat, constant, to IEC 60068-2-78; Damp heat, cyclic, to IEC 60068-2-30
Ambient temperature			
Open		°C	-25 - +60
Enclosed		°C	- 25 - 45
Storage		°C	- 45 - 85
Mounting position			As required
Weight		kg	0.15
Mechanical shock resistance half-sinusoidal shock 10 ms to IEC 60068-2-27		g	10
Degree of Protection			IP20
Protection against direct contact when actuated from front (EN 50274)			Finger and back-of-hand proof
Safe isolation to EN 61140			
between the contacts		V AC	250
between contacts and power supply		V AC	250

Auxiliary and control circuits

Rated impulse withstand voltage	U_{imp}	V AC	4000
Rated impulse withstand voltage	U_{imp}	V AC	6000

Overvoltage category/pollution degree			Value applies starting with release 001.
Terminal capacities Auxiliary and control circuits			III/3
Solid		mm ²	1 x (0.5 - 2.5) 2 x (0.5 - 1.5)
Flexible with ferrule		mm ²	1 x (0.5 - 2.5) 2 x (0.5 - 1.5)
Solid or stranded		AWG	20 - 14
Terminal screw			M3.5
Tightening torque		Nm	1.2
Tools			
Pozidriv screwdriver		Size	2
Standard screwdriver		mm	1 x 6

Auxiliary power circuit

Rated insulation voltage	U _i	V	300
Rated insulation voltage	U _i	V	400
			Value applies starting with release 001.
Rated operational current	I _e	A	
AC--14			
Make contact			
300 V	I _e	A	3
380 V 400 V 415 V	I _e	A	3
			Value applies starting with release 001.
Break contact			
300 V	I _e	A	3
380 V 400 V 415 V	I _e	A	3
			Value applies starting with release 001.
AC-15			
Make contact			
220 V 230 V 240 V	I _e	A	3
300 V	I _e	A	1
380 V 400 V 415 V	I _e	A	1
			Value applies starting with release 001.
Break contact			
220 V 230 V 240 V	I _e	A	3
300 V	I _e	A	1
380 V 400 V 415 V	I _e	A	1
			Value applies starting with release 001.
Max. short-circuit protective device			
Fuse	gG/gL	A	6

Control circuit

Rated insulation voltage	U _i	V	240
Rated operational voltage	U _e	V	240
Pick-up and drop-out values		x U _e	0.85 - 1.1
Power consumption			
AC		VA	3.5
DC		W	2
Trip at approx.		Ω	3600
Recovery at approx.		Ω	1600

Electromagnetic compatibility (EMC)

Electrostatic discharge (ESD)			
applied standard			IEC/EN 61000-4-2
Air discharge		kV	8
Contact discharge		kV	6
Electromagnetic fields (RFI)			

applied standard		IEC/EN 61000-4-3
	V/m	80 - 1000 MHz: 10 1.4 - 2 GHz: 3 2.0 - 2.7 GHz: 1
Radio interference suppression		EN 55011 Class B
Burst	kV	Supply cables: 2 Signal cables: 1 according to IEC/EN 61000-4-4
power pulses (Surge)		2 kV (symmetrical) 4 kV (asymmetrical) according to IEC/EN 61000-4-5
Immunity to line-conducted interference to (IEC/EN 61000-4-6)	V	10

Design verification as per IEC/EN 61439

Technical data for design verification		
Operating ambient temperature min.	°C	-25
Operating ambient temperature max.	°C	60

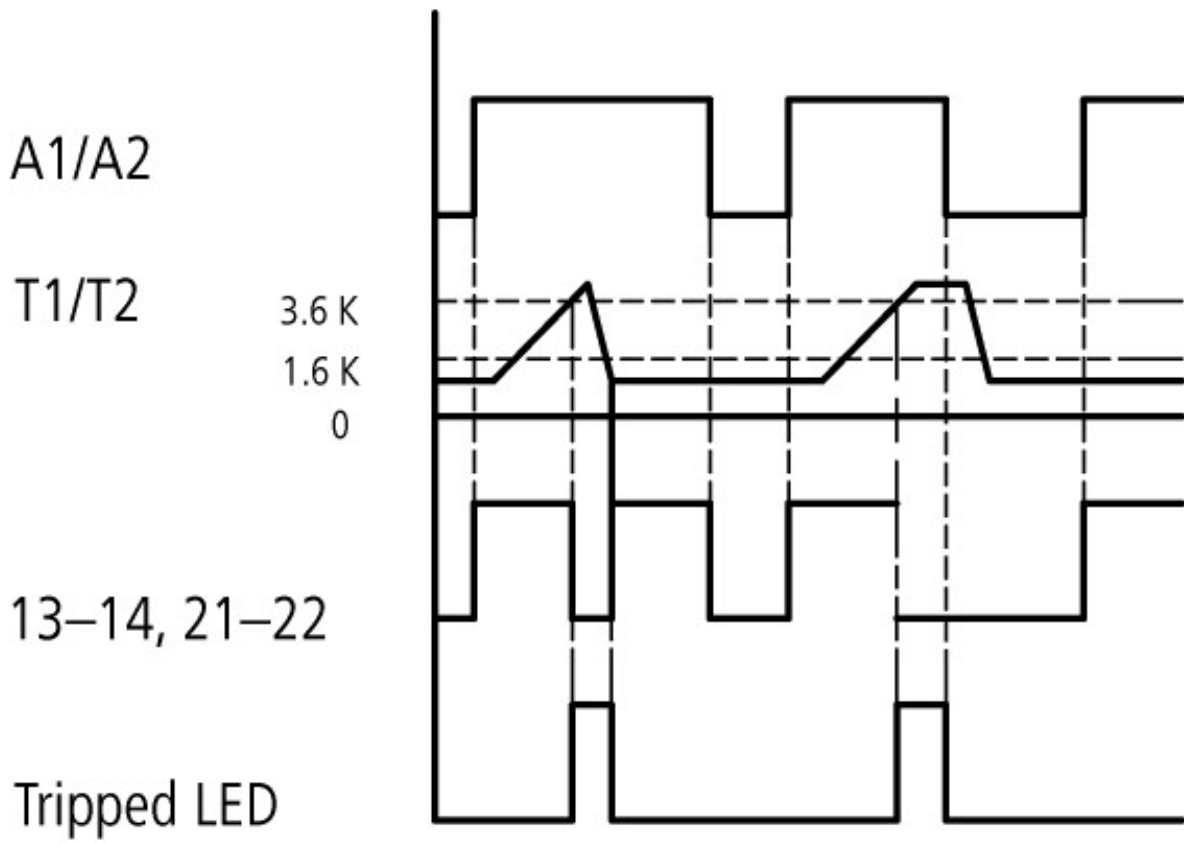
Technical data ETIM 6.0

Relays (EG000019) / Temperature monitoring relay (EC001446)		
Electric engineering, automation, process control engineering / Low-voltage switch technology / Monitoring equipment (low-voltage switch technology) / Temperature monitoring equipment (ecI@ss8.1-27-37-18-10 [AKF104011])		
Type of electric connection		Screw connection
Rated control supply voltage Us at AC 50HZ	V	24 - 240
Rated control supply voltage Us at AC 60HZ	V	24 - 240
Rated control supply voltage Us at DC	V	24 - 240
Voltage type for actuating		AC/DC
With detachable clamps		No
Number of measuring circuits		1
Error registration possible		No
External reset possible		No
Number of contacts as normally closed contact		1
Number of contacts as normally open contact		1
Number of contacts as change-over contact		0
Width	mm	23
Height	mm	84
Depth	mm	104

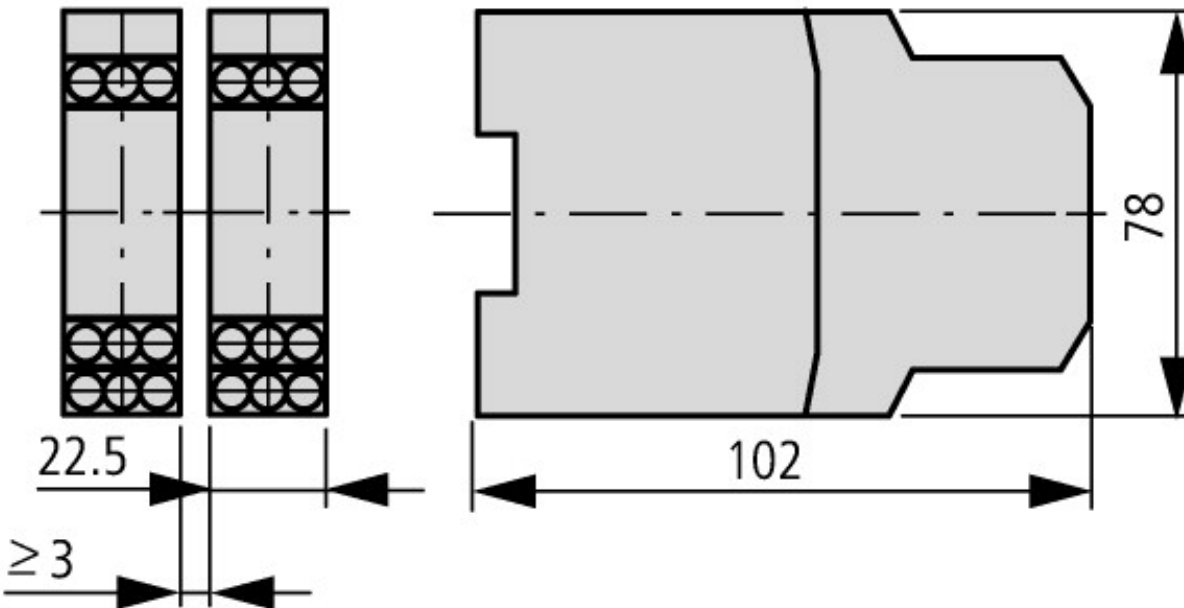
Approvals

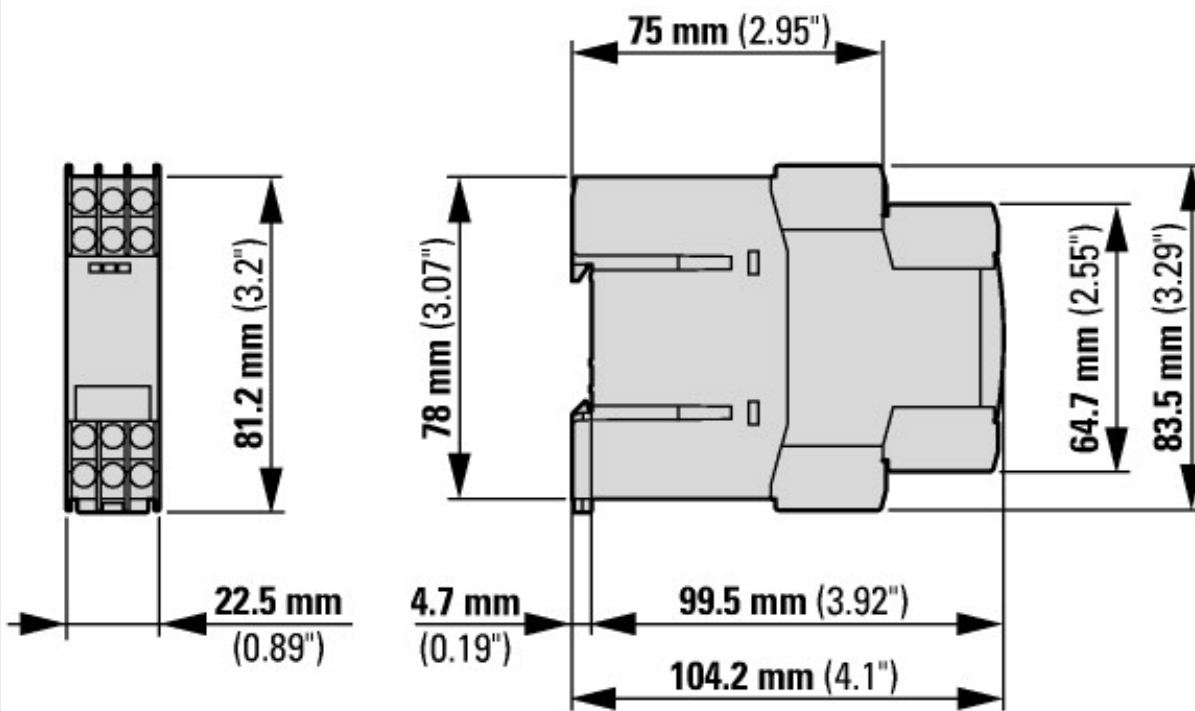
		UL 508; CSA-C22.2 No. 14; IEC/EN 60947-8; CE marking
		E29184
		NKCR
		12528
		3211-03
		UL listed, CSA certified
		No
		600 V AC
		IEC: IP20, UL/CSA Type: -

Characteristics



Dimensions





Applies to release 001 and higher

Additional product information (links)

IL03407100Z (AWA2327-1454) thermistor overload relay for machine protection

IL03407100Z (AWA2327-1454) thermistor overload relay for machine protection

ftp://ftp.moeller.net/DOCUMENTATION/AWA_INSTRUCTIONS/IL03407100Z2014_11.pdf

MN03407006Z (AWB2327-1446) EMT6 machine protection relays - overload monitoring for machines in Ex e areas

MN03407006Z (AWB2327-1446) EMT6 machine protection relays - overload monitoring for machines in Ex e areas - English

ftp://ftp.moeller.net/DOCUMENTATION/AWB_MANUALS/MN03407006Z_DEEN.pdf

terminal markings and sensor circuit

<http://de.ecat.moeller.net/flip-cat/?edition=HPLTEv1&startpage=6.21>