

Connector - SACC-M 8FS-4CON-M-SH - 1506930

Please be informed that the data shown in this PDF Document is generated from our Online Catalog. Please find the complete data in the user's documentation. Our General Terms of Use for Downloads are valid (<http://phoenixcontact.com/download>)




Connector, 4-position, shielded, Socket straight M8, A-coded, Solder connection, Knurl material: Nickel-plated brass, External cable diameter 3.5 mm ... 5 mm

Why buy this product

- Safe use in the field, thanks to a high degree of protection
- Flexible: connectors for on-site assembly
- Reliable signal transmission - 360° shielding in environments with electromagnetic interference



Key Commercial Data

Packing unit	1 pc
GTIN	 4 017918 881160
Weight per Piece (excluding packing)	18.0 g
Custom tariff number	85366990
Country of origin	Germany
Product key	BF2BJA

Technical data

Dimensions

External cable diameter	3.5 mm ... 5 mm
Stripping length of the sheath	21 mm
Stripping length of the individual wire	3 mm

Ambient conditions

Ambient temperature (operation)	-40 °C ... 85 °C (Plug / socket)
Degree of protection	IP67

General

Rated current at 40°C	4 A
Rated voltage	30 V
Number of positions	4

Connector - SACC-M 8FS-4CON-M-SH - 1506930

Technical data

General

Insulation resistance	≥ 100 MΩ
Coding	A - standard
Standards/regulations	M8 connector IEC 61076-2-104
Status display	No
Overvoltage category	II
Degree of pollution	3
Connection method	Solder connection
Conductor cross section	0.08 mm ² ... 0.25 mm ²
Conductor cross section AWG	28 ... 22
Insertion/withdrawal cycles	≥ 100
Torque	0.2 Nm (M8 knurl)

Material

Flammability rating according to UL 94	HB
Contact material	CuZn
Contact surface material	Au
Contact carrier material	PA
Material of grip body	Nickel-plated brass
Material, knurls	Nickel-plated brass
Sealing material	NBR

Standards and Regulations

Standard designation	M8 connector
Standards/regulations	IEC 61076-2-104
Flammability rating according to UL 94	HB

Classifications

eCl@ss

eCl@ss 4.0	27140815
eCl@ss 4.1	27140815
eCl@ss 5.0	27260701
eCl@ss 5.1	27260701
eCl@ss 6.0	27279221
eCl@ss 7.0	27440104
eCl@ss 8.0	27440104
eCl@ss 9.0	27440102

ETIM

ETIM 2.0	EC001121
ETIM 3.0	EC002062
ETIM 4.0	EC002062

Connector - SACC-M 8FS-4CON-M-SH - 1506930

Classifications

ETIM

ETIM 5.0	EC002062
----------	----------

UNSPSC

UNSPSC 6.01	31251501
UNSPSC 7.0901	31251501
UNSPSC 11	31251501
UNSPSC 12.01	31251501
UNSPSC 13.2	31251501

Approvals

Approvals

Approvals

EAC / EAC / UL Recognized / cUL Recognized

Ex Approvals

Approvals submitted

Approval details

EAC

EAC

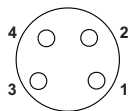
UL Recognized	
Nominal current IN	4 A
Nominal voltage UN	30 V

cUL Recognized	
Nominal current IN	4 A
Nominal voltage UN	30 V

Drawings

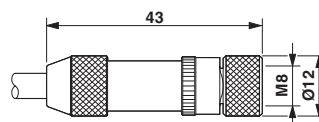
Connector - SACC-M 8FS-4CON-M-SH - 1506930

Schematic diagram



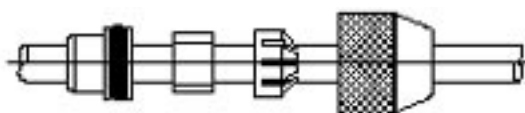
Pin assignment M8 socket, 4-pos., view female side

Dimensional drawing

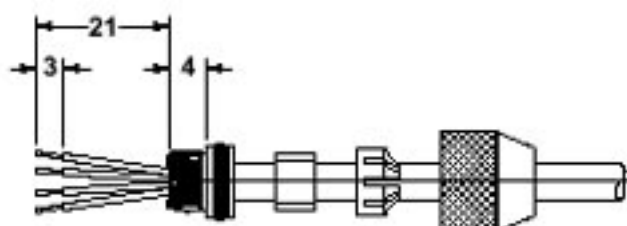


Socket M8 x 1, straight, shielded

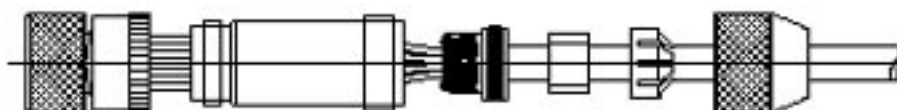
Functional drawing



Slide parts onto the conductor



Strip conductor, widen shield and lay around the shielding ring, cut off projecting mesh.

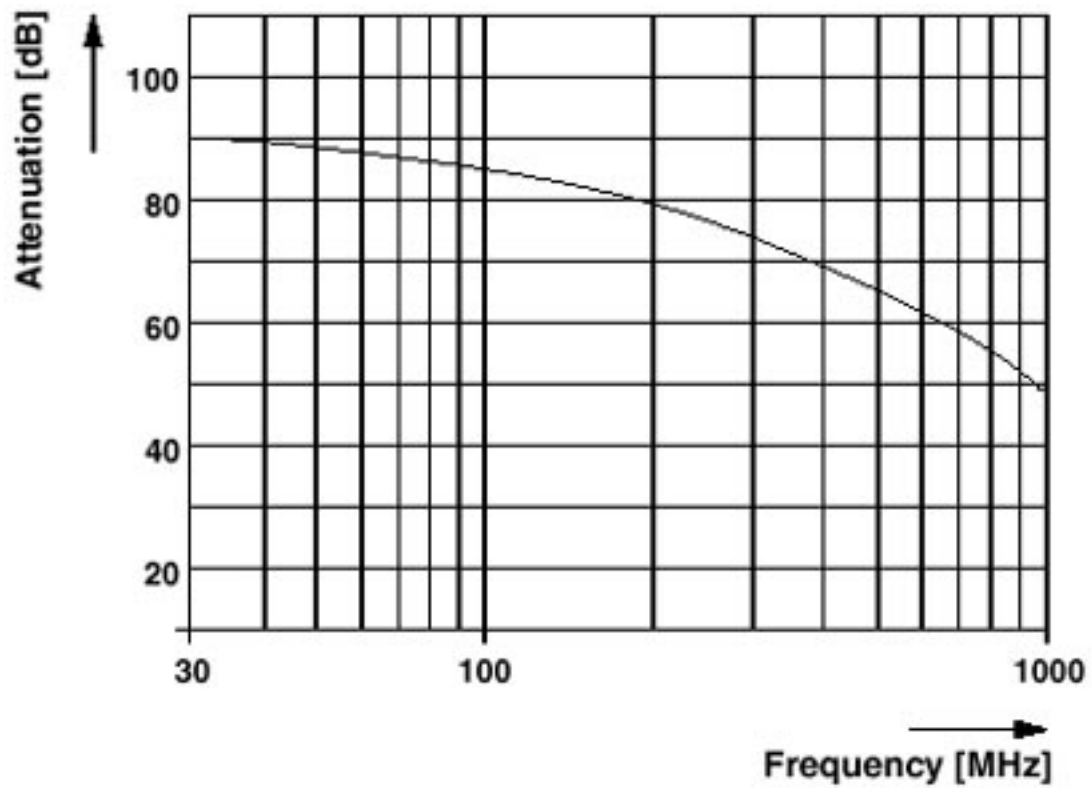


Slide cores through the housing, mount shielding ring, gasket and clamping cage. Tighten pressure screw to fix the cable. Solder on cores, mount male/female connector part and tighten pressure screw.

Assembly steps for M8 male/female plug and conductor

Connector - SACC-M 8FS-4CON-M-SH - 1506930

Diagram



Attenuation curve of the SACC... male/female connectors