

Connector - SACC-M 8FS-3CON-M-0,34-SH - 1542907

Please be informed that the data shown in this PDF Document is generated from our Online Catalog. Please find the complete data in the user's documentation. Our General Terms of Use for Downloads are valid (<http://phoenixcontact.com/download>)




Connector, 3-position, shielded, Socket straight M8, A-coded, Screw connection, Knurl material: Nickel-plated brass, External cable diameter 3.5 mm ... 5.5 mm

Why buy this product

- Safe use in the field, thanks to a high degree of protection
- Flexible: connectors for on-site assembly
- Screw connection: proven connection technology for a large selection of different conductors
- Reliable signal transmission - 360° shielding in environments with electromagnetic interference



Key Commercial Data

Packing unit	1 pc
GTIN	 4 046356 097802
Weight per Piece (excluding packing)	29.94 g
Custom tariff number	85366990
Country of origin	Germany
Product key	BF2BBA

Technical data

Dimensions

External cable diameter	3.5 mm ... 5.5 mm
Stripping length of the sheath	12 mm +1 mm (Shield diameter ≤ 3.5 mm)
	18 mm +1 mm (Shield diameter > 3.5 mm)
Stripping length of the individual wire	4 mm

Ambient conditions

Ambient temperature (operation)	-40 °C ... 85 °C (Plug / socket)
Degree of protection	IP67

General

Rated current at 40°C	4 A
-----------------------	-----

Connector - SACC-M 8FS-3CON-M-0,34-SH - 1542907

Technical data

General

Rated voltage	60 V
Number of positions	3
Insulation resistance	≥ 100 MΩ
Coding	A - standard
Standards/regulations	M8 connector IEC 61076-2-104
Status display	No
Overvoltage category	II
Degree of pollution	3
Connection method	Screw connection
Conductor cross section	0.14 mm ² ... 0.5 mm ²
Conductor cross section AWG	26 ... 20
Insertion/withdrawal cycles	≥ 100
Torque	0.2 Nm (M8 knurl)
	0.3 Nm ... 0.4 Nm (Pressure screw for outer cable diameter 3 mm ... 4 mm)
	0.8 Nm ... 1 Nm (Pressure screw for outer cable diameter 4 mm ... 8 mm)
	0.1 Nm (Screw terminal blocks)
Tightening torque	Screw plug insert with sleeve housing as far it will go
Assembly instructions	The wires can be connected both with ferrules (without insulation) and without ferrules.

Material

Flammability rating according to UL 94	HB
Contact material	CuZn
Contact surface material	Au
Contact carrier material	PA
Material of grip body	Nickel-plated brass
Material, knurls	Nickel-plated brass
Sealing material	NBR

Standards and Regulations

Standard designation	M8 connector
Standards/regulations	IEC 61076-2-104
Flammability rating according to UL 94	HB

Classifications

eCl@ss

eCl@ss 4.0	27250313
eCl@ss 4.1	27250313
eCl@ss 5.0	27143423
eCl@ss 5.1	27143423

Connector - SACC-M 8FS-3CON-M-0,34-SH - 1542907

Classifications

eCl@ss

eCl@ss 6.0	27143423
eCl@ss 7.0	27449001
eCl@ss 8.0	27440104
eCl@ss 9.0	27440102

ETIM

ETIM 3.0	EC002062
ETIM 4.0	EC002062
ETIM 5.0	EC002062

UNSPSC

UNSPSC 6.01	31251501
UNSPSC 7.0901	31251501
UNSPSC 11	31251501
UNSPSC 12.01	31251501
UNSPSC 13.2	31251501

Approvals

Approvals

Approvals

EAC / EAC / UL Recognized / cUL Recognized

Ex Approvals

Approvals submitted

Approval details

EAC

EAC

UL Recognized	
Nominal current I _N	4 A
Nominal voltage U _N	60 V

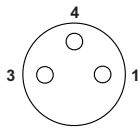
Connector - SACC-M 8FS-3CON-M-0,34-SH - 1542907

Approvals

cUL Recognized	
Nominal current I _N	4 A
Nominal voltage U _N	60 V

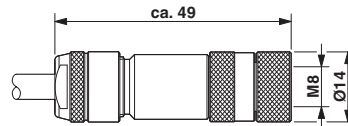
Drawings

Schematic diagram



Pin assignment M8 socket, 3-pos., view female side

Dimensional drawing



Socket M8 x 1, straight, shielded