


# Ditto™ Wire-to-Wire Connectors with Positive and Friction Lock

**molex**®


Available in glow wire capable and positive lock versions, Ditto wire-to-wire interconnects halve the tooling and setup costs of low-amperage consumer and lighting applications for increased cost-savings and operational efficiency

## Features and Benefits

Positive (dual) lock feature on polarized housing	Keeps connectors correctly mated during rigorous operations
Anti-twist housing feature	Ensures proper seating of terminal in the housing; prevents contact wipe against connector housing during insertion
Glow wire housings	Ensures safety and protection of end-users in the event of glow wire overload
Reinforced wing-style crimp terminals	Protects locking lance from operator or assembly-processing damage
Polarization features on terminal	Prevents flipped (upside down) insertion into connector housing
Pre-assembled 6 and 12-inch pigtail wire harnesses	Allow fast integration into applications requiring design flexibility and customization capability



Ditto™ 3.00mm Pitch Connector Housing with Positive Lock (Series 150170; 150201 - Glow wire capable)




Ditto™ 2.50mm Pitch Connector Housing with Friction Lock (Series 36877)



Wing-shaped Crimp Terminals (used with positive lock housings) (Series 150200)



Crimp Terminals (used with friction lock housings) (Series 36876)



Ditto™ Pigtail Wire Harnesses (2 to 8 circuits; 6 and 12-inch configurations)

# Ditto™ Wire-to-Wire Connectors with Positive and Friction Lock



## Unique And Useful Differentiation vs. Similar Ditto™ Connectors

Product and Technical Differences		
Attribute	Friction-lock Housing	Positive-lock Housing
Type	Genderless wire-to-wire interconnect solution	
Pitch	2.50mm	3.00mm
Current rating	5.6 to 8.0A max.	4.2 to 5.0A max.
Applicable wire sizes	26 to 20 AWG	
Voltage rating	350V	350V
Genderless connector	Yes	Yes
Mated length	30.70mm	30.70mm (without TPA accessory)
Mated volume (mm and by %)	2,165 mm <sup>3</sup> (without ears) 2,870 mm <sup>3</sup> (with ears)	3,960mm <sup>3</sup>
Crimp Terminal Design	Reinforced, sheared locking tang ensures no terminal back-out	Reinforced wing-style feature-protected locking tang
Special Features	Friction lock used for connector mating	Dual positive lock on housing ensures no accidental disconnects

### Applicable Wiring

The table below shows the range and sizes of UL style wires supported by the Ditto connector system

Barrel-type terminals are used for universal support of a variety of wire gauge and styles

Wire Size	Max Outer Diameter (mm)		
	AWG	UL 1007	UL 1061
26		1.40	1.05
24		1.50	1.15
22		1.70	1.35
20		N.A.	1.55

### Ordering Information

Positive Lock Crimp Housings		Friction Lock Crimp Housing	6 or 12-inch Pigtail Wire Harnesses
Non Glow wire versions	Glow wire Capable	Non-Glow wire version	
<a href="#">150170</a>	<a href="#">150201</a>	<a href="#">36877</a>	<a href="#">150207</a>

Crimp Terminals, reinforced, wing-shaped (used with Positive Lock Crimp Housings)	Crimp Terminals (for use with Friction Lock Crimp Housings)
<a href="#">150200</a> (Tin-Brass)	<a href="#">36876</a>

Application Tooling			Terminal	Insulation Diameter	Strip Length
Applicator	Hand Tool	Extraction Tool			
<a href="#">63903-8400</a>	<a href="#">63827-8500</a>	<a href="#">63813-1400</a>	<a href="#">150200-0001</a> (AWG: 20 to 22)	1.70 to 1.35mm	2.3 to 2.8mm
<a href="#">63903-8500</a>	<a href="#">63827-8600</a>		<a href="#">150200-0002</a> (AWG: 24 to 26)	1.50 to 1.05mm	

[www.molex.com/link/ditto.html](http://www.molex.com/link/ditto.html)