



Low Energy



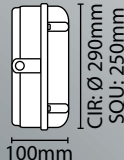
Opal square diffuser



Prismatic circular diffuser

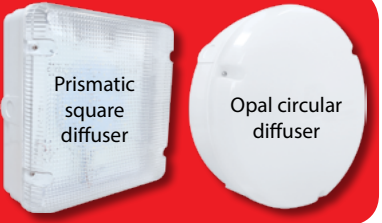
LED LAMP SPECIFICATIONS:

Luminaire lumens (opal)	1200 lm
Luminaire lumens (prismatic)	1550 lm
Lumens from chip (no diffuser)	1675 lm
Rated Wattage	18.5W
Rated luminous flux	1600 lm
Nominal life time of the lamp	25,000 hrs
Colour temperature	3100K
Number of switching cycles before premature lamp failure	≥15,000
Warm-up time up to 60 % of the full light output	Instant full light
Dimmable	No
LED array dimensions (Ø)	130mm
Nominal beam angle	120°
Rated power	18.5W
Rated lamp lifetime	25,000 hrs
Lamp power factor	>0.93
Lumen maintenance factor at end of nominal life	≥0.70
Starting time	<0.1s
Colour rendering	≥80
Colour consistency	Within 6 step Macadam ellipse
Rated peak intensity	450cd
Rated beam angle	120°
Voltage	240V
Not suitable for accent lighting	



Code	Diffuser	Version	Wattage	Colour Temp.	Luminaire Lumens	Avg. Rated Life (Hrs)	IP Rating	Energy Rating
CIRCULAR FITTINGS								
OPALCIRSTD	Opal	Standard	18.5W	3100K	1200 lm	25,000 hrs	IP65	A+
OPALCIRMW	Opal	Multi-function Microwave Sensor	18.5W	3100K	1200 lm	25,000 hrs	IP65	A+
OPALCIREM3	Opal	Emergency	18.5W	3100K	1200 lm	25,000 hrs	IP65	A+
OPALCIRMW3	Opal	Multi-function MW Sensor + Emergency	18.5W	3100K	1200 lm	25,000 hrs	IP65	A+
PRISCIRSTD	Prismatic	Standard	18.5W	3100K	1550 lm	25,000 hrs	IP65	A+
PRISCIRMW	Prismatic	Multi-function Microwave Sensor	18.5W	3100K	1550 lm	25,000 hrs	IP65	A+
PRISCIREM3	Prismatic	Emergency	18.5W	3100K	1550 lm	25,000 hrs	IP65	A+
PRISCIRMW3	Prismatic	Multi-function MW Sensor + Emergency	18.5W	3100K	1550 lm	25,000 hrs	IP65	A+
SQUARE FITTINGS								
OPALSQSTD	Opal	Standard	18.5W	3100K	1200 lm	25,000 hrs	IP65	A+
OPALSQMW	Opal	Multi-function Microwave Sensor	18.5W	3100K	1200 lm	25,000 hrs	IP65	A+
OPALSQEM3	Opal	Emergency	18.5W	3100K	1200 lm	25,000 hrs	IP65	A+
OPALSQMW3	Opal	Multi-function MW Sensor + Emergency	18.5W	3100K	1200 lm	25,000 hrs	IP65	A+
PRISSQSTD	Prismatic	Standard	18.5W	3100K	1550 lm	25,000 hrs	IP65	A+
PRISSQMW	Prismatic	Multi-function Microwave Sensor	18.5W	3100K	1550 lm	25,000 hrs	IP65	A+
PRISSQEM3	Prismatic	Emergency	18.5W	3100K	1550 lm	25,000 hrs	IP65	A+
PRISSQMW3	Prismatic	Multi-function MW Sensor + Emergency	18.5W	3100K	1550 lm	25,000 hrs	IP65	A+

WHITE FRESH PRINCE CIRCULAR / SQUARE LED UTILITY FITTINGS WITH OPAL OR PRISMATIC DIFFUSER



Prismatic square diffuser
Opal circular diffuser

High output, energy saving utility LED wall / ceiling fixtures with standard, emergency & multi-function microwave control versions. Both opal & clear versions are available for either smooth diffused effect or maximum light output. Diffusers are supplied not fitted to bases and fully captive diffuser fixing screws are utilised to save installation time. Multi-function microwave versions provide the best in flexibility & energy saving options.

- This luminaire contains built-in LED lamps and the lamps cannot be changed in the luminaire
- Hinged gear tray
- Four 20mm cable entries on the side and one to the rear
- M.O.M: 1 / O.P.Q: 1

EMERGENCY VERSIONS:

- 3 hour maintained mode as standard which can also be configured for non maintained operation



MULTI-FUNCTION MICROWAVE SENSOR VERSIONS:

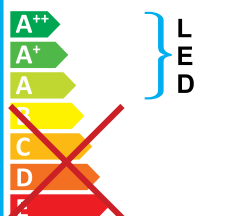
- Detection sensitivity adjustable - 10/50/75/100%
- Daylight sensor adjustable - 5/15/50 Lux/Disable
- Mounting height - maximum 6mtr
- Detection zone - maximum 16mtr diameter x 6mtr height
- Detection angle - 150° (wall mounted), 360° (ceiling mounted)

MULTI-FUNCTION MICROWAVE SENSOR WITH 3 INSTALLER OPTIONS:



- **Standard On/Off Mode:** operation at 100% light level then off after last presence detection. Operation on time can be set at 5 seconds/90 seconds/3 minutes/10 minutes
- **“Corridor Mode”:** operation at 100% light level after last presence detection which can be set at 5 seconds/90 seconds/3 minutes/10 minutes, then continuous operation at 10% light level
- **“Corridor” & Off Mode:** operation at 100% light level after last presence detection which can be set at 5 seconds/90 seconds/3 minutes/10 minutes, then operation at 10% light level which can be set at 30 seconds or 10 minutes, then off

This luminaire contains built-in LED lamps.



The lamps cannot be changed in the luminaire.

