

## FN 280

### Compact power entry module

- current rating from 1 to 10A
  - IEC 950-compliant
  - general-purpose application
  - for one or two fuses (Ø5 x 20mm)
- 
- Nennstrom von 1 bis 10A
  - IEC 950 konform
  - Universeller Einsatz
  - Für eine oder zwei Sicherungen (Ø5 x 20mm)
- 
- courant de service entre 1 et 10A
  - conforme à CEI 950
  - applications universelles
  - pour un ou deux fusibles (Ø5 x 20mm)



#### Filter selection table

Choose the family FN xxx with the required body style and features, and add -?? to determine current rating, and /?? for output connections. Example: FN 284-1/06 is a horizontal screw-mounting filter for twin fuses, rated for 1A, with fast-on outputs.

#### Approvals



Family	Current ratings A at 40°C (25°)					Output	Housing style			For fuse(s) Nbr.
	1 (1.2)	2 (2.4)	4 (4.8)	6 (7.2)	10 (12)					
FN 281 -?? /??	-1	-2	-4	-6	-10	/06	✓			1
FN 282 -?? /??	-1	-2	-4	-6	-10	/06	✓			2
FN 283 -?? /??	-1	-2	-4	-6	-10	/06		✓		1
FN 284 -?? /??	-1	-2	-4	-6	-10	/06		✓		2
FN 285 -?? /??	-1	-2	-4	-6	-10	/06			✓	1
FN 286 -?? /??	-1	-2	-4	-6	-10	/06			✓	2

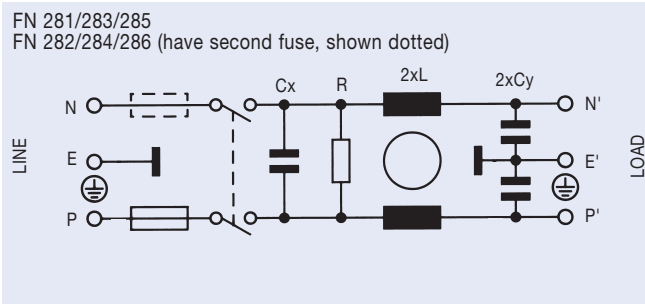
Inductance L mH				
7.5	2	1	0.45	0.34

#### Additional specifications

Filter type	Capacitance		Maximum leakage µA/phase	Res. R MΩ	Weight g	Maximum operating voltage		Operating frequency Hz	Hipot test voltage	
	Cx nF	Cy nF				VAC	Hz		PN→E VAC	P→N VAC
All standard types	220	2.2	190	1	140	250	50/60	50 to 400	2000	760
B types (medical)	220	-	2	1	140	250	50/60	50 to 400	2500	760

MTBF at 40°C, 230V, per Mil-HB-217F: 1,500,000 hours

#### Electrical schematics

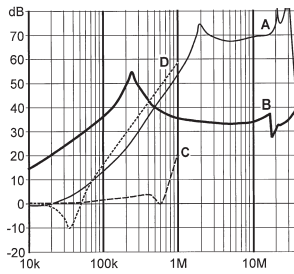


See tables for component values

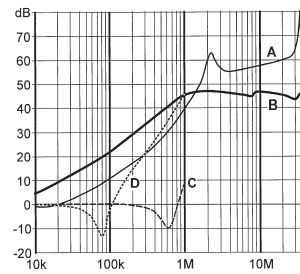
## FN 280 insertion loss

Per CISPR 17; A = 50Ω/50Ω sym, B = 50Ω/50Ω asym, C = 0.1Ω/100Ω sym, D = 100Ω/0.1Ω sym

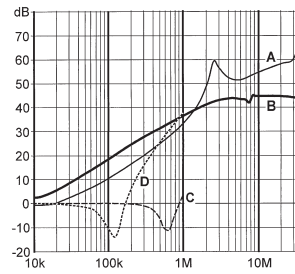
### 1 amp types



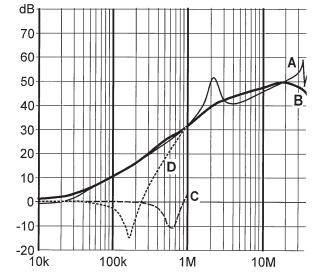
### 2 amp types



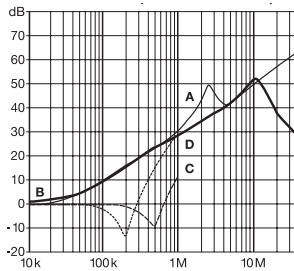
### 4 amp types



### 6 amp types



### 10 amp types

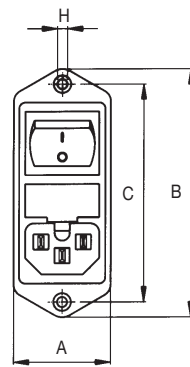


## Mechanical data

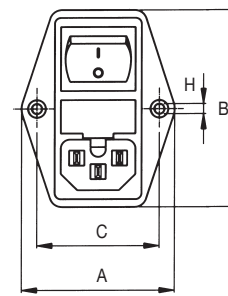
	FN 281 FN 282	FN 283 FN 284	FN 285 FN 286	Tol. mm
<b>A</b>	32	50	32	± 0.3
<b>B</b>	82	65		± 0.3
<b>C</b>	72	40		± 0.1
<b>D</b>	43.1		43.6	± 0.3
<b>F</b>	5.5		5	± 0.3
<b>H</b>	∅3.3			-
<b>M</b>	R≤2.5			-
<b>N</b>	60.8		61.6	± 0.1
<b>P</b>	29.3			± 0.2
<b>R</b>	M3			-
<b>S</b>	90°			-

Panel thickness FN 285 / FN 286: 0.8-3 mm

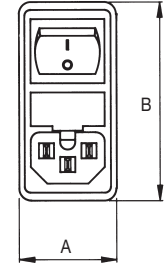
### FRONT



FN 281, 282

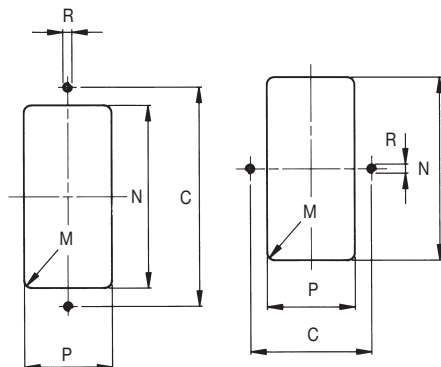


FN 283, 284

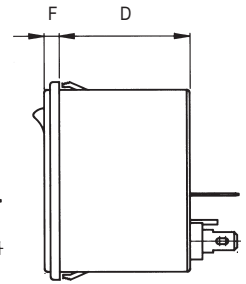
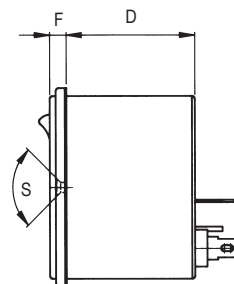
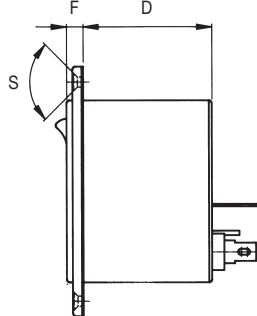


FN 285, 286

### PANEL CUT-OUT



### SIDE



All dimensions in mm; 1 inch = 25.4mm