

## Connector - SACC-M12FS-4CON-PG11-M PWR - 1404416

Please be informed that the data shown in this PDF Document is generated from our Online Catalog. Please find the complete data in the user's documentation. Our General Terms of Use for Downloads are valid (<http://phoenixcontact.com/download>)




Connector, 4-position, Socket straight M12, A-coded, Screw connection, Knurl material: Zinc die-cast, nickel-plated, Cable gland Pg11, External cable diameter 8 mm ... 10 mm

### Why buy this product

- Safe use in the field, thanks to a high degree of protection
- Flexible: connectors for on-site assembly
- Screw connection: proven connection technology for a large selection of different conductors



### Key Commercial Data

Packing unit	1 pc
GTIN	 4 046356 694483
Weight per Piece (excluding packing)	28.11 g
Custom tariff number	85366990
Country of origin	Germany
Product key	BF2CAA

### Technical data

#### Dimensions

External cable diameter	8 mm ... 10 mm
-------------------------	----------------

#### Ambient conditions

Degree of protection	IP67
----------------------	------

#### General

Note	Strip 22 mm off the cable sheath, strip 7 mm off the conductor insulation, crimp the ferrule, then shorten this to 5 mm. Length of conductor with shortened ferrule: 20 mm. Connect conductors and tighten the mounting screws with 0.2 Nm.
Rated current at 40°C	8 A
Rated voltage	250 V
Number of positions	4

# Connector - SACC-M12FS-4CON-PG11-M PWR - 1404416

## Technical data

### General

Insulation resistance	> 10 GΩ
Coding	A - standard
Standards/regulations	M12 connector IEC 61076-2-101
Status display	No
Overvoltage category	II
Degree of pollution	3
Connection method	Screw connection
Conductor cross section	1.5 mm <sup>2</sup>
Conductor cross section AWG	16
Insertion/withdrawal cycles	≥ 100
Torque	0.4 Nm (M12 knurl)
	1 Nm ... 1.4 Nm (Pressure nut with coupling sleeve)
	0.4 Nm (Connector with coupling sleeve)
	0.2 Nm (Screw terminal blocks)
Assembly instructions	The wires can be connected both with ferrules and without ferrules

### Material

Flammability rating according to UL 94	V0
Contact material	CuZn
Contact surface material	Au
Contact carrier material	PA
Material of grip body	PA
Material, knurls	Zinc die-cast, nickel-plated

### Standards and Regulations

Standard designation	M12 connector
Standards/regulations	IEC 61076-2-101
Flammability rating according to UL 94	V0

## Classifications

### eCl@ss

eCl@ss 4.0	27140815
eCl@ss 4.1	27140815
eCl@ss 5.0	27260701
eCl@ss 5.1	27260701
eCl@ss 6.0	27279221
eCl@ss 7.0	27440104
eCl@ss 8.0	27440104
eCl@ss 9.0	27440102

# Connector - SACC-M12FS-4CON-PG11-M PWR - 1404416

## Classifications

### ETIM

ETIM 2.0	EC001121
ETIM 3.0	EC002062
ETIM 4.0	EC002062
ETIM 5.0	EC002062

### UNSPSC

UNSPSC 6.01	31251501
UNSPSC 7.0901	31251501
UNSPSC 11	31251501
UNSPSC 12.01	31251501
UNSPSC 13.2	31251501

## Approvals

### Approvals

---

Approvals

EAC / EAC

---

Ex Approvals

---

Approvals submitted

---

### Approval details

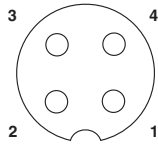
EAC
-----

EAC
-----

## Drawings

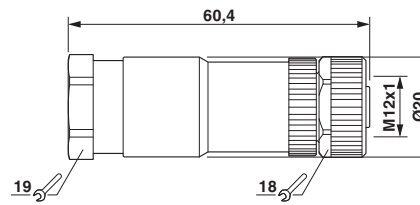
## Connector - SACC-M12FS-4CON-PG11-M PWR - 1404416

Schematic diagram



Pin assignment M12 socket, 4-pos., A-coded,  
view female side

Dimensional drawing



M12 x 1 socket, straight