

## Connector - SACC-M12MS-4CON-PG 9-SH - 1501540

Please be informed that the data shown in this PDF Document is generated from our Online Catalog. Please find the complete data in the user's documentation. Our General Terms of Use for Downloads are valid (<http://phoenixcontact.com/download>)




Connector, 4-position, shielded, Plug straight M12, A-coded, Screw connection, Knurl material: Zinc die-cast, nickel-plated, Cable gland Pg9, External cable diameter 6 mm ... 8 mm

### Why buy this product

- Safe use in the field, thanks to a high degree of protection
- Flexible: connectors for on-site assembly
- Screw connection: proven connection technology for a large selection of different conductors
- Reliable signal transmission - 360° shielding in environments with electromagnetic interference



### Key Commercial Data

Packing unit	1 pc
GTIN	 4 017918 614393
Weight per Piece (excluding packing)	44.97 g
Custom tariff number	85366990
Country of origin	Germany
Product key	BF2CBA

### Technical data

#### Dimensions

External cable diameter	6 mm ... 8 mm
Stripping length of the sheath	35 mm
Stripping length of the individual wire	5 mm

#### Ambient conditions

Ambient temperature (operation)	-40 °C ... 85 °C (Plug / socket)
Degree of protection	IP67

#### General

Rated current at 40 °C	4 A
Rated voltage	60 V

# Connector - SACC-M12MS-4CON-PG 9-SH - 1501540

## Technical data

### General

Number of positions	4
Insulation resistance	≥ 100 MΩ
Coding	A - standard
Standards/regulations	M12 connector IEC 61076-2-101
Status display	No
Overvoltage category	II
Degree of pollution	3
Connection method	Screw connection
Conductor cross section	0.25 mm <sup>2</sup> ... 0.75 mm <sup>2</sup>
Conductor cross section AWG	24 ... 18
Insertion/withdrawal cycles	≥ 100
Torque	0.4 Nm (M12 knurl) 0.2 Nm (Screw terminal blocks) 0.8 Nm ... 1 Nm (Pressure nut with coupling sleeve)
Tightening torque	Screw plug insert with sleeve housing as far it will go
Assembly instructions	The wires can be connected both with ferrules and without ferrules

### Material

Flammability rating according to UL 94	HB
Contact material	CuZn
Contact surface material	Au
Contact carrier material	PA
Material of grip body	Zinc die-cast, nickel-plated
Material, knurls	Zinc die-cast, nickel-plated
Sealing material	NBR

### Standards and Regulations

Standard designation	M12 connector
Standards/regulations	IEC 61076-2-101
Connection in acc. with standard	CUL
Flammability rating according to UL 94	HB

### Classifications

#### eCl@ss

eCl@ss 4.0	27140815
eCl@ss 4.1	27140815
eCl@ss 5.0	27143423
eCl@ss 5.1	27143423
eCl@ss 6.0	27143423
eCl@ss 7.0	27449001
eCl@ss 8.0	27440104

# Connector - SACC-M12MS-4CON-PG 9-SH - 1501540

## Classifications

### eCl@ss

eCl@ss 9.0	27440102
------------	----------

### ETIM

ETIM 2.0	EC001121
ETIM 3.0	EC002062
ETIM 4.0	EC002062
ETIM 5.0	EC002062

### UNSPSC

UNSPSC 6.01	31251501
UNSPSC 7.0901	31251501
UNSPSC 11	31251501
UNSPSC 12.01	31251501
UNSPSC 13.2	31251501

## Approvals

### Approvals

---

#### Approvals

UL Recognized / cUL Recognized / EAC / EAC

---

#### Ex Approvals

---

#### Approvals submitted

---

### Approval details

UL Recognized
---------------

cUL Recognized
----------------

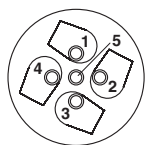
EAC
-----

EAC
-----

# Connector - SACC-M12MS-4CON-PG 9-SH - 1501540

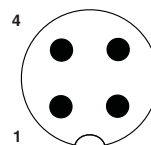
## Drawings

Schematic diagram



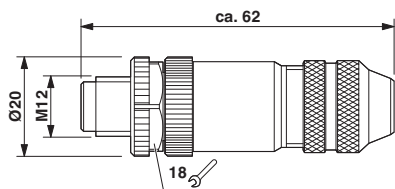
Cable connection side M12 (screw connection)

Schematic diagram



Pin assignment M12 plug, 4-pos., A-coded, view plug side

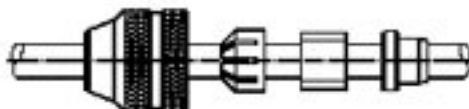
Dimensional drawing



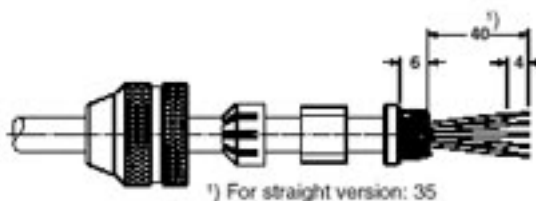
Plug, M12 x 1, straight, shielded

Functional drawing

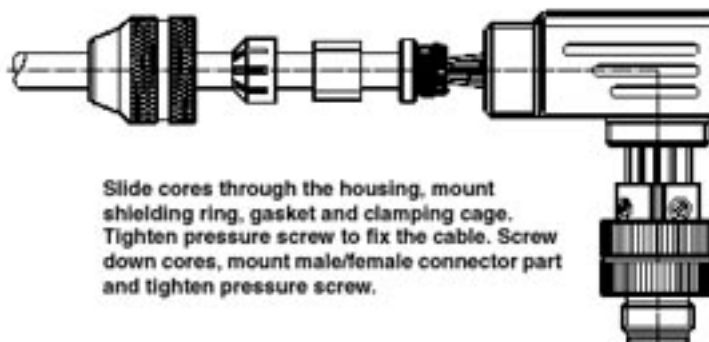
### Assembly steps for M 12 male/female connector and conductor



Slide parts onto the conductor



Strip conductor, widen shield and lay around the shielding ring, cut off projecting mesh.



Slide cores through the housing, mount shielding ring, gasket and clamping cage. Tighten pressure screw to fix the cable. Screw down cores, mount male/female connector part and tighten pressure screw.