

Bus system connector - SACC-M12FS-5CON-PG 9 SH AU - 1508365

Please be informed that the data shown in this PDF Document is generated from our Online Catalog. Please find the complete data in the user's documentation. Our General Terms of Use for Downloads are valid (<http://phoenixcontact.com/download>)




Bus system connector, female straight, 5-pos., M12, shielded, gold-plated contacts, A-coded, screw connection, metal knurl, cable screw connection Pg9

Why buy this product

- Safe use in the field, thanks to a high degree of protection
- Flexible: connectors for on-site assembly
- Screw connection: proven connection technology for a large selection of different conductors
- Reliable signal transmission - 360° shielding in environments with electromagnetic interference



Key Commercial Data

Packing unit	1 pc
GTIN	 4 017918 900458
Weight per Piece (excluding packing)	48.06 g
Custom tariff number	85366990
Country of origin	Germany
Product key	BF2CBA

Technical data

Dimensions

External diameter	6 mm ... 8.5 mm
Stripping length of the sheath	33 mm (for outside cable diameter < 5.5 mm, strip 21 mm off and fold the cable shield back over the cable sheath)
Stripping length of the individual wire	5 mm

Ambient conditions

Ambient temperature (operation)	-40 °C ... 85 °C (Plug / socket)
Degree of protection	IP67

General

Rated current at 40°C	4 A
Rated voltage	60 V DC

Bus system connector - SACC-M12FS-5CON-PG 9 SH AU - 1508365

Technical data

General

	48 V AC
Number of positions	5
Insulation resistance	≥ 100 MΩ
Coding	A - standard
Standards/regulations	M12 connector IEC 61076-2-101
Status display	No
Overvoltage category	II
Degree of pollution	3
Connection method	Screw connection
Conductor cross section	0.25 mm ² ... 0.75 mm ²
Conductor cross section AWG	24 ... 18
Insertion/withdrawal cycles	≥ 100
Torque	0.4 Nm (M12 knurl)
	0.2 Nm (Screw terminal blocks)
	0.8 Nm ... 1 Nm (Pressure screw for outer cable diameter 4 mm ... 8 mm)
	1 Nm ... 1.4 Nm (Pressure screw for outer cable diameter 8 mm ... 12 mm)
Tightening torque	Screw plug insert with sleeve housing as far it will go
Assembly instructions	The wires can be connected both with ferrules and without ferrules

Material

Flammability rating according to UL 94	HB
Contact material	CuSn
Contact surface material	Au
Contact carrier material	PA 66
Material of grip body	Zinc die-cast, nickel-plated
Material, knurls	Zinc die-cast, nickel-plated
Sealing material	NBR

Standards and Regulations

Standard designation	M12 connector
Standards/regulations	IEC 61076-2-101
Connection in acc. with standard	CUL
Flammability rating according to UL 94	HB

Classifications

eCl@ss

eCl@ss 4.0	27140815
eCl@ss 4.1	27140815
eCl@ss 5.0	27260701

Bus system connector - SACC-M12FS-5CON-PG 9 SH AU - 1508365

Classifications

eCl@ss

eCl@ss 5.1	27260701
eCl@ss 6.0	27279221
eCl@ss 7.0	27440104
eCl@ss 8.0	27440104
eCl@ss 9.0	27440102

ETIM

ETIM 2.0	EC001121
ETIM 3.0	EC002062
ETIM 4.0	EC002062
ETIM 5.0	EC002062

UNSPSC

UNSPSC 6.01	31251501
UNSPSC 7.0901	31251501
UNSPSC 11	31251501
UNSPSC 12.01	31251501
UNSPSC 13.2	31251501

Approvals

Approvals

Approvals

UL Recognized / cUL Recognized / EAC / EAC

Ex Approvals

Approvals submitted

Approval details



Bus system connector - SACC-M12FS-5CON-PG 9 SH AU - 1508365

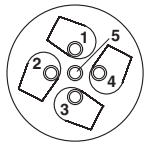
Approvals

EAC

EAC

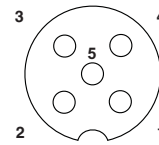
Drawings

Schematic diagram



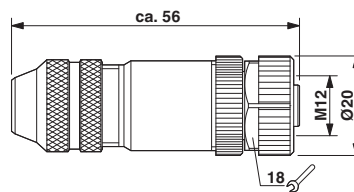
Cable connection side M12 (screw connection)

Schematic diagram



Pin assignment M12 socket, 5-pos., A-coded, socket side view

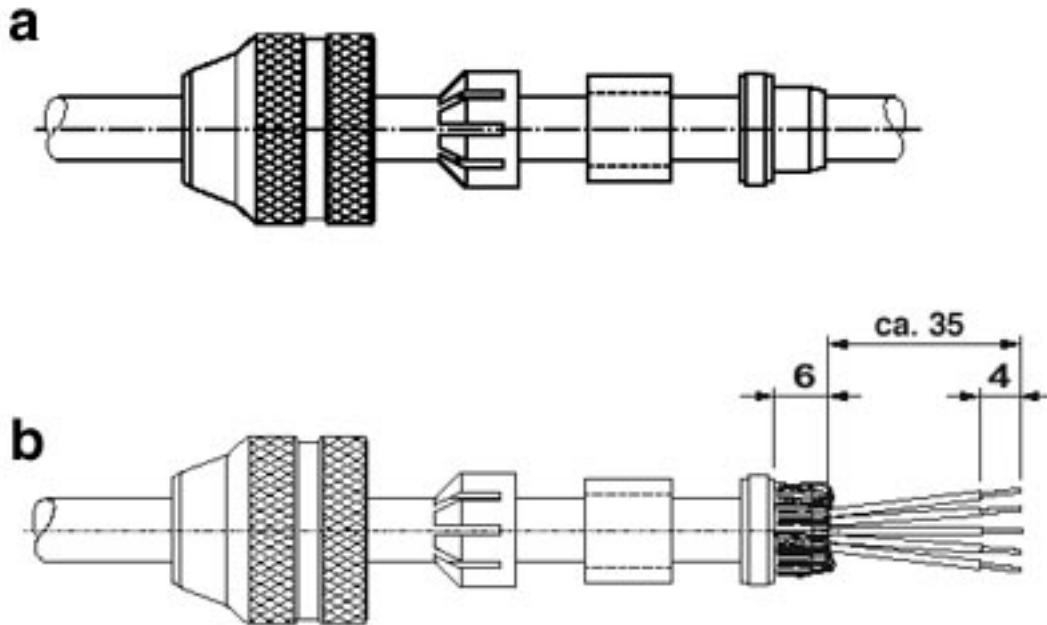
Dimensional drawing



M12 x 1 socket, straight, shielded

Bus system connector - SACC-M12FS-5CON-PG 9 SH AU - 1508365

Functional drawing



Assembly steps for M12 male/female plug and conductor

a = Slide on parts

b= Strip conductor, widen shield and lay around the shielding ring, cut off projecting mesh. Slide cores through the housing. Mount shielding ring, gasket and clamping cage. Tighten pressure screw to fix the cable. Screw down cores. Mount male/female part. Tighten pressure screw.