

Panel feed-through - SACC-DSI-FS-8CON-L180/SCO SH - 1553860

Please be informed that the data shown in this PDF Document is generated from our Online Catalog. Please find the complete data in the user's documentation. Our General Terms of Use for Downloads are valid (<http://phoenixcontact.com/download>)




Sensor/actuator flush-type socket, 8-pos., M12-SPEEDCON, shielded, rear/screw mounting with Pg9 thread, with straight solder connection

Why buy this product

- Easy PCB assembly: one-piece connectors for wave soldering
- All standard pin assignments and codings for signal, data, and power transmission with a uniform design-in design
- SPEEDCON fast locking system reduces cabling times
-



Key Commercial Data

Packing unit	20 pc
Minimum order quantity	20 pc
GTIN	 4 046356 162210
Weight per Piece (excluding packing)	13.37 g
Custom tariff number	85366990
Country of origin	Germany
Product key	ABQCAB

Technical data

Dimensions

Length of the solder pin	6 mm
--------------------------	------

Ambient conditions

Ambient temperature (operation)	-25 °C ... 85 °C (Plug / socket)
	-40 °C ... 85 °C (without mechanical actuation)
Degree of protection	IP67

General

Note	The electrical and mechanical data specified assume that the connector pair is correctly locked and mounted. If the connector is unlocked and if there is a danger of contamination, the connector must be sealed using
------	---

Panel feed-through - SACC-DSI-FS-8CON-L180/SCO SH - 1553860

Technical data

General

	a protective cap > IP54. Influences arising from litz wires, cables or PCB assembly must also be taken into consideration.
Rated current at 40°C	2 A
Rated voltage	30 V
Rated surge voltage	0.8 kV
Number of positions	8
Insulation resistance	≥ 100 MΩ
Coding	A - standard
Standards/regulations	M12 connector IEC 61076-2-101
Status display	No
Overvoltage category	III
Degree of pollution	3
Test voltage	0.8 kV
Connection method	Solder pins
Insertion/withdrawal cycles	> 100
Torque	3 Nm ... 4 Nm (Installation-side)
Mounting type	Rear mounting Pg9 With flat nut

Material

Flammability rating according to UL 94	V0
Contact material	CuZn
Contact surface material	Au
Contact carrier material	PA 66
Material, knurls	Zinc die-cast, nickel-plated
Sealing material	NBR

Standards and Regulations

Standard designation	M12 connector
Standards/regulations	IEC 61076-2-101
Flammability rating according to UL 94	V0

Classifications

eCl@ss

eCl@ss 4.0	27250313
eCl@ss 4.1	27250313
eCl@ss 5.0	27143423
eCl@ss 5.1	27143423
eCl@ss 6.0	27143423
eCl@ss 7.0	27449001
eCl@ss 8.0	27440103
eCl@ss 9.0	27440103

Panel feed-through - SACC-DSI-FS-8CON-L180/SCO SH - 1553860

Classifications

ETIM

ETIM 3.0	EC002061
ETIM 4.0	EC002061
ETIM 5.0	EC002061

UNSPSC

UNSPSC 6.01	31261501
UNSPSC 7.0901	31261501
UNSPSC 11	31261501
UNSPSC 12.01	31261501
UNSPSC 13.2	31261501

Approvals

Approvals


Approvals

UL Recognized / EAC / cULus Recognized / EAC / EAC

Ex Approvals

Approvals submitted

Approval details

UL Recognized 	
mm²/AWG/kcmil	26-20
Nominal current I _N	2 A
Nominal voltage U _N	30 V

EAC

cULus Recognized	
mm²/AWG/kcmil	22
Nominal current I _N	2 A

Panel feed-through - SACC-DSI-FS-8CON-L180/SCO SH - 1553860

Approvals

Nominal voltage UN	30 V
--------------------	------

EAC

EAC

Accessories

Accessories

Protective cap

Screw plug - PROT-M12 - 1680539



An M12 screw plug for the unoccupied M12 sockets of the sensor/actuator cable, boxes and flush-type connectors

Screw plug - PROT-M12 SH - 1503302



An M12 screw plug for the unoccupied M12 sockets of the shielded sensor/actuator cable, boxes and flush-type connectors

Screw plug - PROT-M12 FB - 1555538



M12 high-grade steel screw plug, for unoccupied M12 sockets of the sensor/actuator cables, boxes and flush-type connectors for the food industry

Seal

Flat gasket - SACC-PG9-SEAL CLM - 1556320

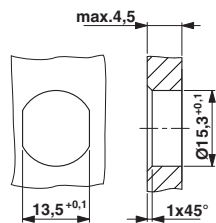


Pg9 flat gasket for the rear mounting of M12 flush-type connectors with Pg9 fastening threads

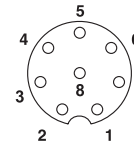
Panel feed-through - SACC-DSI-FS-8CON-L180/SCO SH - 1553860

Drawings

Dimensional drawing



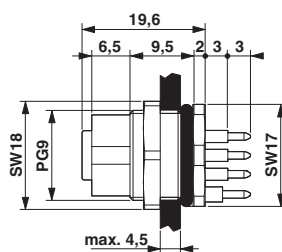
Schematic diagram



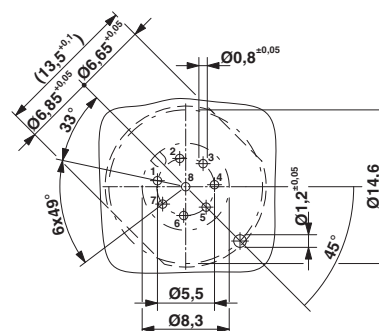
Pin assignment M12 socket, 8-pos., A-coded, view female side

Housing cutout for Pg9 fastening thread, mounting panel with feed-through hole (alternatively with area as anti-rotation protection for panel thicknesses > 2 mm up to max. 4.5 mm)

Dimensional drawing

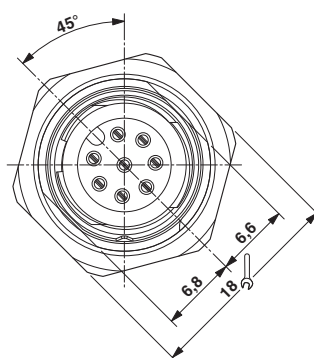


Drilling diagram



M12 flush-type connector

Dimensional drawing



M12 front view