

MEC2-05-01-L-DV-WT



MEC2 SERIES

(2.00 mm) .0787"

MICRO EDGE CARD SOCKET

SPECIFICATIONS

For complete specifications and recommended PCB layouts see www.samtec.com?MEC2-DV

Insulator Material:

- 01=Black Liquid Crystal Polymer
- 02=Natural Liquid Crystal Polymer

Contact Material:

BeCu

Plating:

- Sn or Au over 50µ" (1.27 µm) Ni

Operating Temp Range:

-55°C to +125°C

Current Rating:

3.5 A per pin
(2 adjacent pins powered)

Voltage Rating:

238 VAC

RoHS Compliant:

Yes

Processing:

Lead-Free Solderable:

Yes

SMT Lead Coplanarity:

- (0.10 mm) .004" max (05-30)
- (0.15 mm) .006" max (40-50)

RECOGNITIONS

For complete scope of recognitions see www.samtec.com/quality



ALSO AVAILABLE (MOQ Required)

- Non-polarized
 - Other platings
- Contact Samtec.

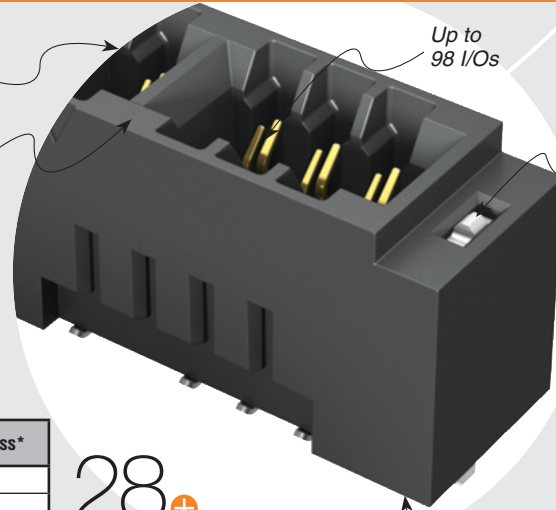
Mates with:
(1.60 mm) .062" card,
(2.36 mm) .093" card

Choice of two card thicknesses

Polarized

Up to 98 I/Os

Rugged Weld Tab option



28+
Gbps

Alignment Pins

MEC2 8.78 mm Stack Height	Rated @ 3dB Insertion Loss*
Single-Ended Signaling	12.5 GHz / 25 Gbps
Differential Pair Signaling	14.5 GHz / 29 Gbps

*Test board losses de-embedded from performance data.
Complete test data available at www.samtec.com?MEC2-DV or contact sig@samtec.com

MEC2

POSITIONS PER ROW

CARD THICKNESS

PLATING OPTION

DV

OPTION

-05, -08, -20,
-30, -40, -50

-01
= (1.60 mm) .062" thick card
-02
= (2.36 mm) .093" thick card

-L
= 10µ" (0.25 µm)
Gold on contact,
Matte Tin on tail

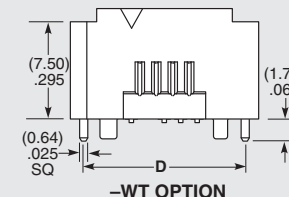
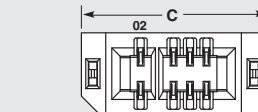
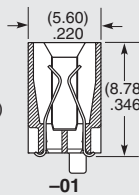
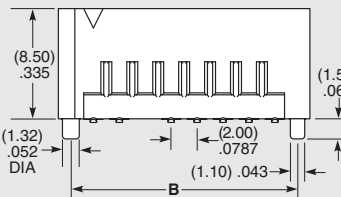
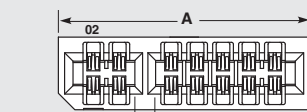
-WT
= Weld Tabs
(Standard on -02 card thickness, optional on -01 card thickness)

-K
= (5.00 mm) .197" DIA (-01 card thickness)
(5.70 mm) .224" DIA (-02 card thickness)
Polyimide film pick & place pad (-TR only)

-TR
= Tape & Reel packaging (-05 thru -30 positions only)

POSITIONS PER ROW	A	B	C	D
-05	(13.40) .528	(11.50) .453	(17.40) .685	(15.40) .606
-08	(19.40) .764	(17.50) .689	(23.40) .921	(21.40) .843
-20	(43.40) 1.709	(41.50) 1.634	(47.40) 1.866	(45.40) 1.787
-30	(63.40) 2.496	(61.50) 2.421	(67.40) 2.654	(65.40) 2.575
-40	(83.40) 3.283	(81.50) 3.209	(87.40) 3.441	(85.40) 3.362
-50	(103.40) 4.071	(101.50) 3.996	(107.40) 4.228	(105.40) 4.150

POSITIONS PER ROW	POLARIZED POSITIONS (No Contact)
-05	3, 4
-08	5, 6
-20	15, 16
-30	21, 22
-40	31, 32
-50	41, 42



Note: While optimized for 50Ω applications, this connector with alternative signal/ground patterns may also perform well in certain 75Ω applications. Contact Samtec for further information.

Note: Some sizes, styles and options are non-standard, non-returnable.