



ERM5-040-02.0-L-DV-K-TR



ERM5-020-05.0-L-DV-K-TR



ERM5 SERIES

(0,50 mm) .0197"

# RUGGED HIGH SPEED HEADER

## SPECIFICATIONS

For complete specifications and recommended PCB layouts see [www.samtec.com?ERM5](http://www.samtec.com?ERM5)

**Insulator Material:**

Black LCP

**Terminal Material:**

Phosphor Bronze or BeCu

**Plating:**

Au or Sn over

50µ" (1,27 µm) Ni

**Current Rating (-DV to -DV):**

1.5 A per pin

(1 pin powered per row)

**Current Rating (-DV to -RA):**

1.6 A per pin

(1 pin powered per row)

**Operating Temp Range:**

-55°C to +125°C

**Voltage Rating:**

194 VAC mated with ERF5

**RoHS Compliant:**

Yes

**Processing:**

**Lead-Free Solderable:**

Yes

**SMT Lead Coplanarity:**

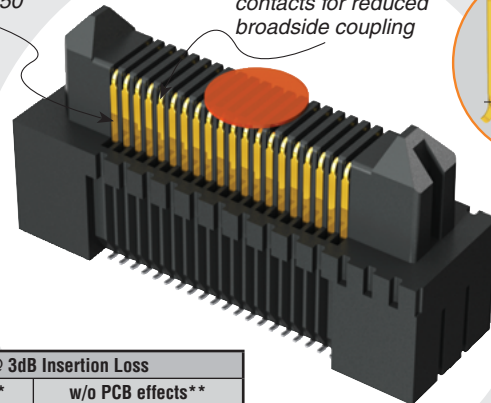
(0,10 mm) .004" max (010-040)

(0,13 mm) .005" max (050-075)

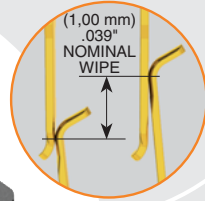
Mates with:  
ERF5



20 to 150 I/Os



Rugged Edge Rate® contacts for reduced broadside coupling



7 mm, 9 mm, 10 mm, 11 mm or 12 mm Stack Height

ERM5/ERF5 7 mm Stack Height	Rated @ 3dB Insertion Loss	
	with PCB effects*	w/o PCB effects**
Single-Ended Signaling	10.5 GHz / 21 Gbps	13.5 GHz / 27 Gbps
Differential Pair Signaling	9.5 GHz / 19 Gbps	20 GHz / 40 Gbps

\*Performance data includes effects of a non-optimized PCB.  
\*\*Test board losses de-embedded from performance data.

Performance data for other stack heights and complete test data available at [www.samtec.com?ERM5](http://www.samtec.com?ERM5) or contact [sig@samtec.com](mailto:sig@samtec.com)



## RECOGNITIONS

For complete scope of recognitions see [www.samtec.com/quality](http://www.samtec.com/quality)



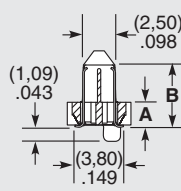
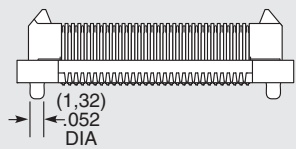
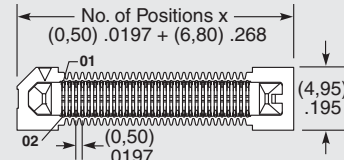
## ALSO AVAILABLE (MOQ Required)

- Friction Lock
  - Weld Tab
  - Other platings
- Contact Samtec.

<b>ERM5</b>	<b>NO. OF POSITIONS PER ROW</b>	<b>LEAD STYLE</b>	<b>PLATING OPTION</b>	<b>DV</b>	<b>K</b>	<b>TR</b>
	<b>-010, -020, -030, -040, -050, -060, -070, -075</b>	<b>-02.0</b> = 2 mm Body Height <b>-04.0</b> = 4 mm Body Height <b>-05.0</b> = 5 mm Body Height	<b>-L</b> = 10µ" (0,25µm) Gold on contact, Matte Tin on tail		<b>-K</b> = (3,50 mm) .138" DIA Polyimide Film Pick & Place Pad	<b>-TR</b> = Tape & Reel Packaging

MATED HEIGHT*		
ERM5 LEAD STYLE	ERF5 LEAD STYLE	
	-05.0	-07.0
-02.0	(7,00) .276	(9,00) .354
-04.0	(9,00) .354	(11,00) .433
-05.0	(10,00) .394	(12,00) .472

\*Processing conditions will affect mated height.



LEAD STYLE	A	B
-02.0	(1,94) .076	(4,84) .191
-04.0	(3,94) .155	(6,84) .269
-05.0	(4,94) .194	(7,84) .309

Note: Patented

Note: Some lengths, styles and options are non-standard, non-returnable.