

GRM1555C1H3R0CA01#

"#" indicates a package specification code.



< List of part numbers with package codes >
 GRM1555C1H3R0CA01D , GRM1555C1H3R0CA01W , GRM1555C1H3R0CA01J

Shape



| | |
|---------------------------------------|----------------|
| L size | 1.0 ± 0.05mm |
| W size | 0.5 ± 0.05mm |
| T size | 0.5 ± 0.05mm |
| External terminal width e | 0.15 to 0.35mm |
| Distance between external terminals g | 0.3mm min. |
| Size code in inch(mm) | 0402 (1005) |

References

| Packaging | Specifications | Minimum quantity |
|-----------|---|------------------|
| D | 180mm Paper taping | 10000 |
| J | 330mm Paper taping | 50000 |
| W | 180mm Paper taping (W8P1*) * Width : 8mm, Pocket pitch : 1mm | 20000 |

| Mass (typ.) | |
|-------------|-------|
| 1 piece | 1.6mg |
| 180mm Reel | 118g |

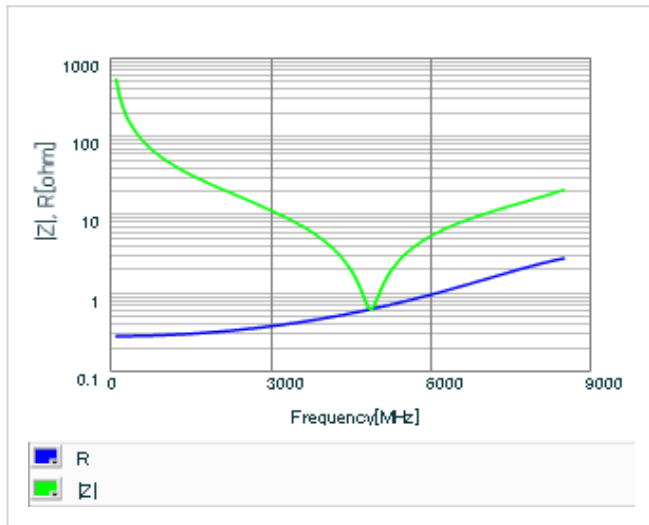
Specifications

| | |
|--|----------------|
| Capacitance | 3.0pF ± 0.25pF |
| Rated voltage | 50Vdc |
| Temperature characteristics (complied standard) | COG(EIA) |
| Temperature coefficient | 0 ± 30ppm/ |
| Temperature range of temperature characteristics | 25 to 125 |
| Operating temperature range | -55 to 125 |

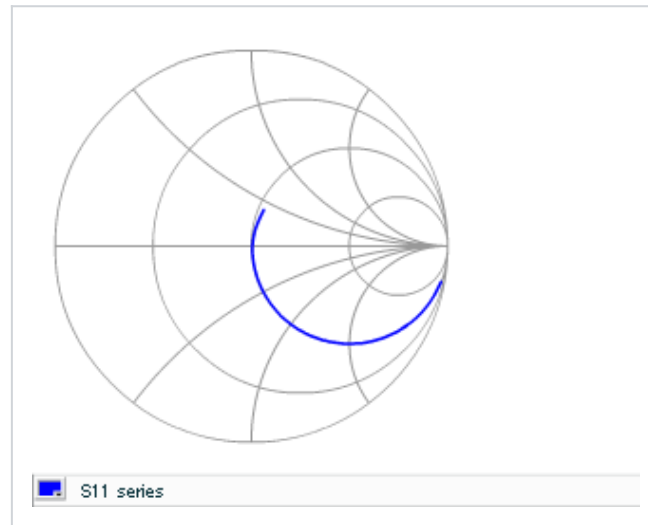
⚠ Attention

- 1.This datasheet is downloaded from the website of Murata Manufacturing Co., Ltd. Therefore, it ' s specifications are subject to change or our products in it may be discontinued without advance notice. Please check with our sales representatives or product engineers before ordering.
- 2.This datasheet has only typical specifications because there is no space for detailed specifications. Therefore, please review our product specifications or consult the approval sheet for product specifications before ordering.

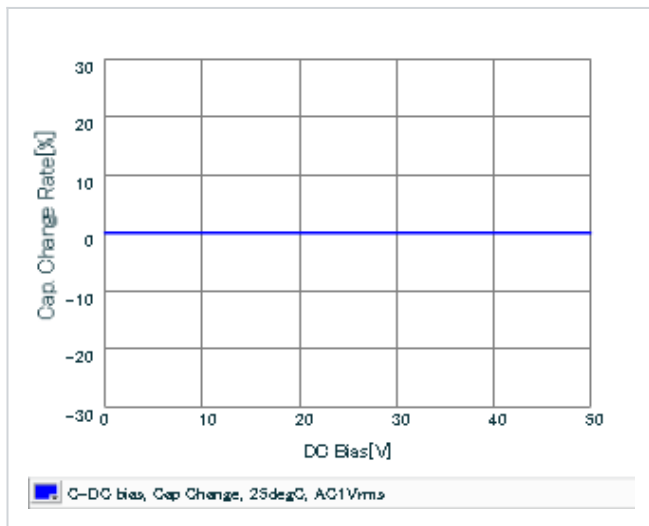
▪ Frequency characteristics (ESR, Impedance)



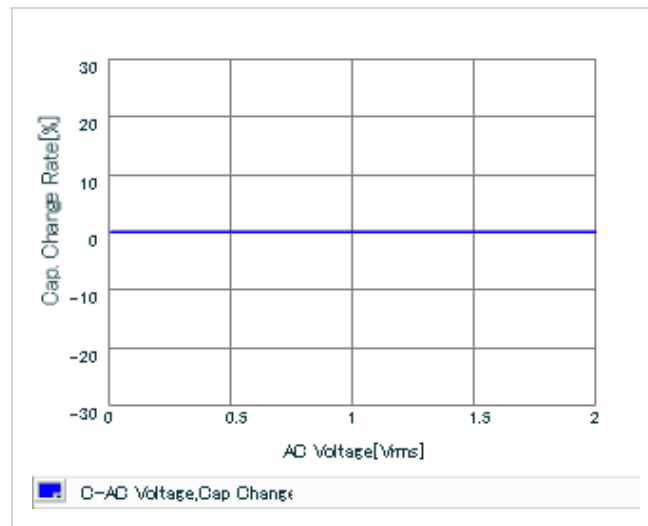
▪ S parameter (Smith chart S11)



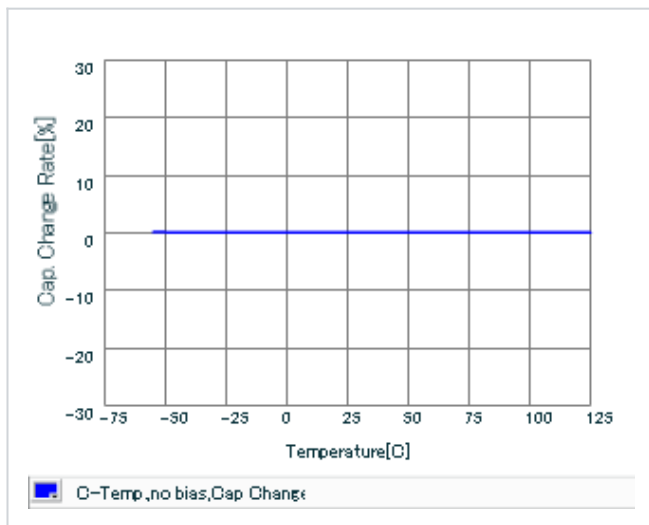
▪ DC bias characteristics



▪ AC voltage characteristics



▪ Capacitance - temperature characteristics



▪ Calorific property by ripple current

