

MPT-04-6.30-01-L-V

(5,00 mm) .1969"

MPT SERIES

30 A DUAL BLADE HEADER

SPECIFICATIONS

For complete specifications see www.samtec.com?MPT

Insulator Material:

Black LCP

Terminal Material:

Copper Alloy

Plating:

Sn or Au over 50µ" (1,27 µm) Ni

Operating Temp Range:

-55°C to +105°C with Tin;

-55°C to +125°C with Gold

Voltage Rating:

600 VAC/848 VDC

RoHS Compliant:

Yes

Lead-Free Solderable:

Yes

Mates with:

MPS, MPSS

Dual leaf blade contacts

5,00 mm pitch

Polarized alignment feature

MPT-V/MPS-V	
POWER PINS	CURRENT RATING (PER CONTACT)
1	28.8 A
2	24.7 A
3	24.1 A
4	22.3 A
All	18.5 A
-T PLATING	

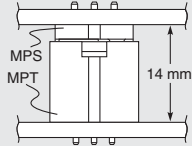
RECOGNITIONS

For complete scope of recognitions see www.samtec.com/quality



FILE NO. E111594

MATED HEIGHT



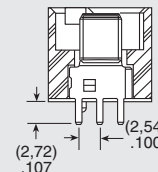
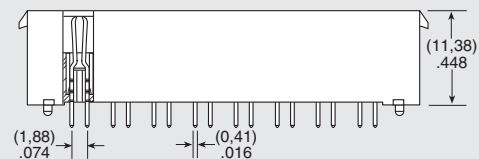
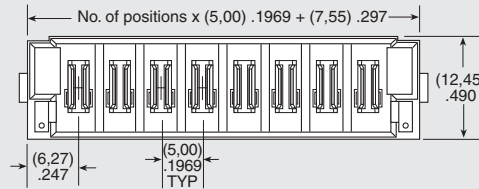
OTHER SOLUTIONS

- Power/Signal combination Headers (see MPTC Series)
- High Power Headers. (see PET Series)
- Right Angle (see MPT-RA Series)

ALSO AVAILABLE (MOQ Required)

- Locking Clip (Manual placement required) Contact Samtec.

MPT	POWER PINS	LEAD STYLE	TAIL LENGTH	PLATING OPTION	V
	-02, -03, -04, -06, -08	-6.30 = (6,30 mm) 0.248"	-01 = Use with (1,60 mm) .062" Thick PCB -03 = Use with (2,36 mm) .093" Thick PCB	-L = 10µ" (0,25 µm) Gold on contact, Matte Tin on tail -T = Matte Tin	



Note: Some sizes, styles and options are non-standard, non-returnable.