

LED GU10 4W SMD

4W GU10 PAR16 LED Lamp



Product Overview

The Reon range from Kosnic is a selected line of 20,000 hour, energy saving retrofit LED lamps. Reliable and easy to install Reon LED lamps surpass the high quality standards that home owners and lighting professionals demand for lower cost applications. The GU10 SMD lamps offer huge energy savings over halogen lamps without compromising on brightness. The lamps can quickly replace halogen products in accent and general lighting applications, and once in place rapid payback is achieved.

Features

- Save energy up to 90% compared with halogen lamp.
- Direct replacement of GU10 halogen lamp.
- 100° beam angle.
- High lumen output.
- Long life of 20,000h.
- Instant start.
- Negligible UV output.
- Mercury free.

Safety and Maintenance

- Switch off supply before installing or removing lamp. Allow to cool before handling.
- Do not use in totally enclosed fittings as this will reduce lamp life.
- Do not dispose of in household waste.
- Dispose of in appropriate section of local civic amenity site or recycling centre.



Specifications

Product Code	RLEC04GU10-30-W	RLEC04GU10-40-W	RLEC04GU10-65-W
Lamp Cap	GU10	GU10	GU10
Lamp Shape	PAR16	PAR16	PAR16
Nominal Power (W)	4	4	4
Voltage	220-240Vac 50-60Hz	220-240Vac 50-60Hz	220-240Vac 50-60Hz
Current (mA)	31	31	31
Nominal Useful Luminous Flux (lm)	240	240	260
Total Luminous Flux (lm)	300	300	310
CCT (K)	3000K Warm White	4000K Cool White	6500K Day Light
Nominal Lifetime (h)	20000	20000	20000
Beam Angle (°)	100	100	100
Dimmable	No	No	No
Switching Cycles	50000	50000	50000
Warm-up time to 60% (S)	Instant full light	Instant full light	Instant full light
Suitable for accent lighting	No	No	No
Length (mm)	54.0	54.0	54.0
Diameter (mm)	50.0	50.0	50.0
Mercury (mg)	0	0	0
Clean-up instructions	N/A	N/A	N/A
Retrofit	Yes	Yes	Yes
Equivalent Wattage (W)	37	37	40
Rated Power (W)	4.0	4.0	4.0
Rated Useful Luminous Flux (lm)	240	240	260
Rated Lifetime (h)	20000	20000	20000
Power Factor	0.56	0.56	0.56
Rated Peak Candelas (cd)	110	110	115
LMF at Nominal Lifetime	0.75	0.75	0.75
SDCM of CCT	<6	<6	<6
CRI	82	82	86
Start Time (s)	0.10	0.10	0.10
Ambient Temperature Range (°C)	-20 to 40	-20 to 40	-20 to 40

Notes: The Useful Luminous Flux quoted is for the output within a 90° cone as per the EU implementing directive on ecodesign requirements for directional lamps.

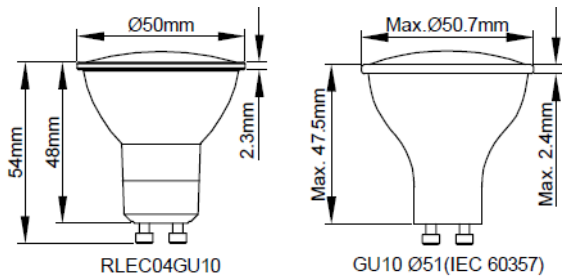
Energy Label

Manufacturer	Reon	Reon	Reon
Product Code	RLEC04GU10-30-W	RLEC04GU10-40-W	RLEC04GU10-65-W
Energy Class	A+	A+	A+
Energy Consumption (kWh/1000h)	4	4	4

Product Markings

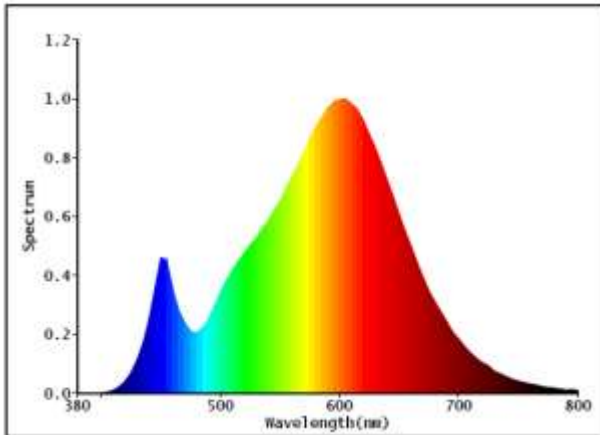
Manufacturer	Reon	Reon	Reon
Product Code	RLEC04GU10-30-W	RLEC04GU10-40-W	RLEC04GU10-65-W
Volts (V)	220-240Vac 50-60Hz	220-240Vac 50-60Hz	220-240Vac 50-60Hz
Nominal Watts (W)	4	4	4
Current (mA)	31	31	31
Nominal Useful Luminous Flux (lm)	240	240	260
CCT (K)	3000	4000	6500
Beam Angle (°)	100	100	100
CE Mark	Yes	Yes	Yes
WEEE Mark	Yes	Yes	Yes
Batch Code	Yes	Yes	Yes

Dimensions

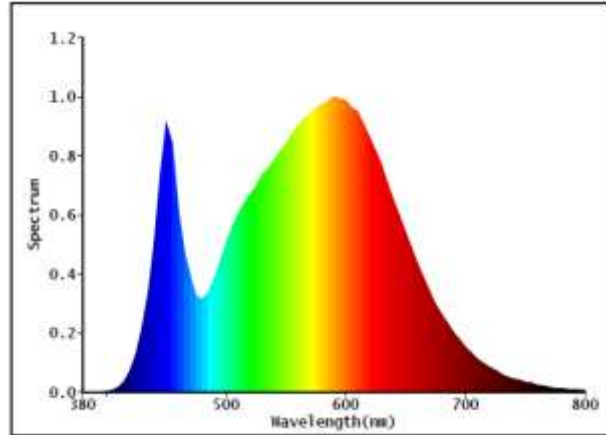


Photometric Information

3000K



4000K



6500K

