

(0.635 mm) .025"

LSS SERIES

HIGH-SPEED HERMAPHRODITIC STRIP

SPECIFICATIONS

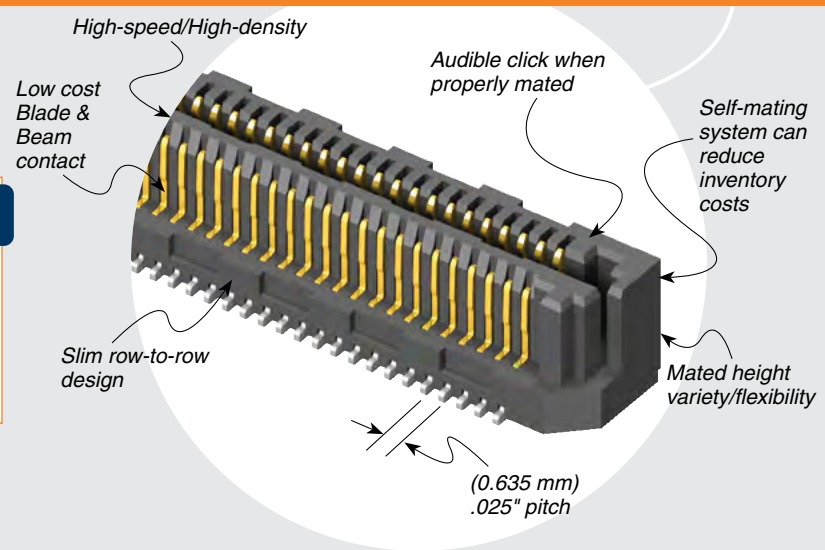
For complete specifications and recommended PCB layouts see www.samtec.com?LSS

Insulator Material:
Black Liquid Crystal Polymer
Contact Material:
Phosphor Bronze
Plating:
Au or Sn over 50 μm (1.27 μm) Ni
Current Rating:
1.7 A per pin
(4 adjacent pins powered)
Operating Temp Range:
-55 °C to +125 °C
RoHS Compliant:
Yes

Mates with:
LSS

RUGGEDIZED
BY SAMTEC

- High retention contacts
- Audible click when mated
- Shrouded



PROCESSING

Lead-Free Solderable:
Yes
SMT Lead Coplanarity:
(0.10 mm) .004" max
Board Stacking:
For applications requiring more than two connectors per board, contact ipg@samtec.com

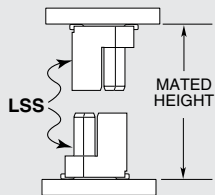
RECOGNITIONS

For complete scope of recognitions see www.samtec.com/quality



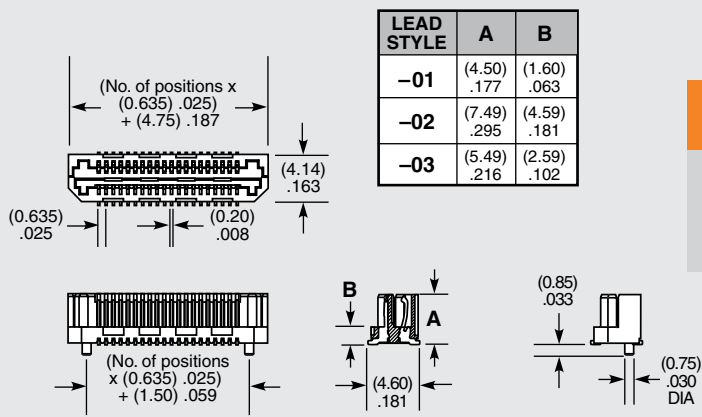
LSS	1	NO. PINS PER ROW	LEAD STYLE	PLATING OPTION	DV	A	OPTION
		10, 20, 30, 40, 50	Specify LEAD STYLE from chart	-F = Gold flash on contact, Matte Tin on tail -L = 10 μm (0.25 μm) Gold on contact, Matte Tin on tail		-K = (3.50 mm) .138" DIA Polyimide film Pick & Place Pad -TR = Tape & Reel	

APPLICATION



LEAD STYLE	MATED HEIGHT*
-01 & -01	(6.00) .236
-01 & -03	(7.00) .276
-03 & -03	(8.00) .315
-01 & -02	(9.00) .354
-02 & -03	(10.00) .394
-02 & -02	(12.00) .472

*Processing conditions will affect mated height.



ALSO AVAILABLE
(MOQ Required)

- Locking Clip on -02 or -03 lead style
- Other Gold plating options
- Other pin counts

Contact Samtec.

Note: Some lengths, styles and options are non-standard, non-returnable.