



Features

- EB welded metal strip
- Very high power
- Excellent long term stability
- Low resistance, low TCR
- Low thermal EMF
- RoHS compliant*

Applications

- Current sensing
- Voltage division
- Battery management systems
- Power modules
- Frequency converters
- Industrial

Model CSS2H-5930 Series Current Sense Resistor

Electrical Characteristics

Characteristic	Model CSS2H-5930 Series	
	Resistance Range / Power Rating @ 70 °C* / Power Rating @ 130 °C*	CSS2H-5930R-L500x
	CSS2H-5930K-1L00x	1.0 mΩ / 9 W / 6 W
	CSS2H-5930K-2L00x	2.0 mΩ / 7 W / 4 W
	CSS2H-5930K-3L00x	3.0 mΩ / 6 W / 4 W
Operating Temperature Range	-55 to +170 °C	
TCR - Resistive Alloy	≤+50 PPM/°C (20~60 °C)	
Resistance Tolerance	±1 %, ±5 %	

* Terminal temperature

How to Order

Model **CSS 2H - 5930 K - 1L00 F**

No. of Terminals & Style

Size

Material Type
(See Part Number Table)

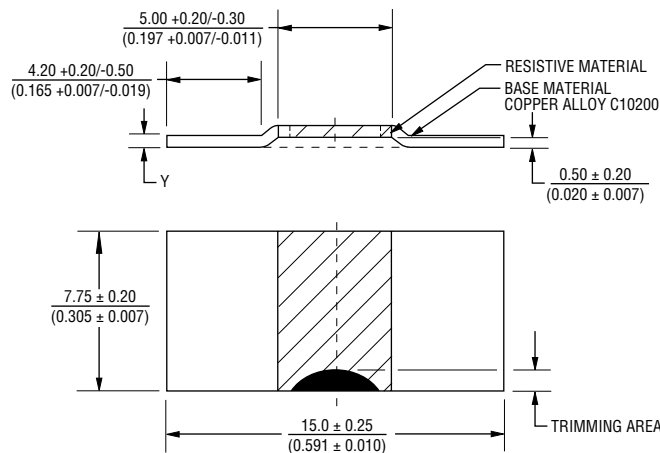
Resistance Code (milliohms)
"L" represents decimal point
(examples: L500 = .500 milliohms;
1L00 = 1.00 milliohms)

Resistance Tolerance
F = ±1 %
J = ±5 %

Environmental Characteristics

Characteristic	Test Condition	ΔR Max.
Thermal Shock	-55 to +150 °C / 100 Cycles	0.50 %
Resistance to Soldering Heat	+260 °C / 10 Seconds	0.50 %
High Temperature Exposure	+170 °C / 100 Hours	1.00 %
Low Temperature Storage	-65 °C / 24 Hours	0.10 %
Biased Humidity Test	+85 °C, 85 %R.H., 100 Hours	0.50 %
Moisture Resistance	10 Days with Cold Shock, No Load	0.20 %
Mechanical Shock	100 g, 6 ms half sine	0.20 %
Vibration, High Frequency	20 g, 10-2000 Hz	0.20 %
Load Life	1000 Hours Derated Curve at 130 °C	1.00 %

Product Dimensions



Part Number	Dimension Y
CSS2H-5930R-L500x	0.56 ± 0.1 (0.022 ± 0.004)
CSS2H-5930K-1L00x	0.84 ± 0.1 (0.033 ± 0.004)
CSS2H-5930K-2L00x	0.42 ± 0.1 (0.016 ± 0.004)
CSS2H-5930K-3L00x	0.42 ± 0.1 (0.016 ± 0.004)

DIMENSIONS: $\frac{\text{MM}}{\text{(INCHES)}}$

*RoHS Directive 2002/95/EC Jan. 27, 2003 including annex and RoHS Recast 2011/65/EU June 8, 2011.

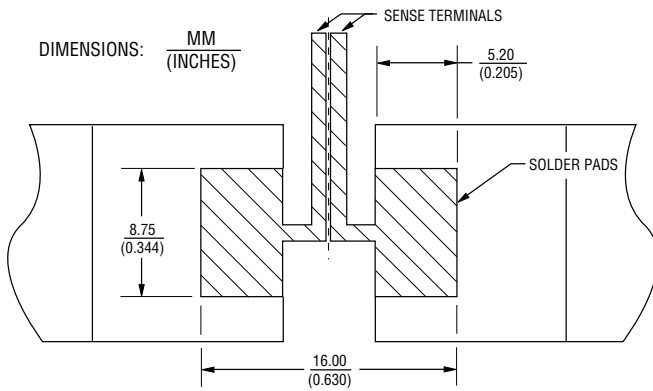
Specifications are subject to change without notice.

The device characteristics and parameters in this data sheet can and do vary in different applications and actual device performance may vary over time. Users should verify actual device performance in their specific applications.

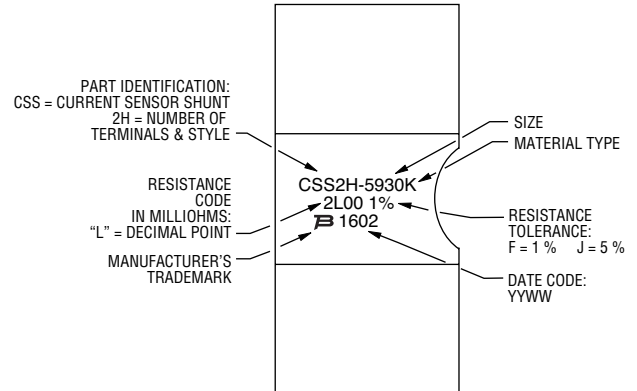
Model CSS2H-5930 Series Current Sense Resistor

BOURNS®

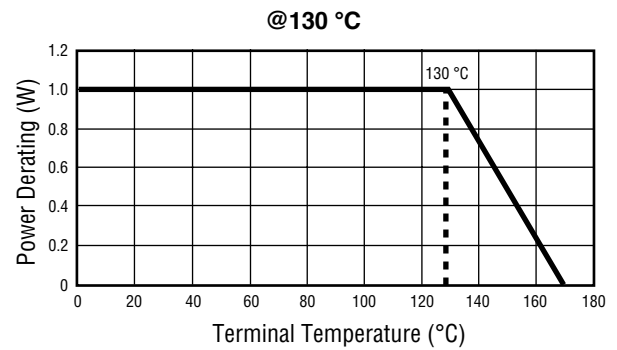
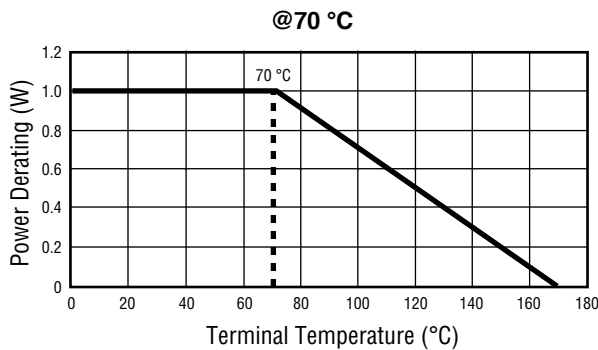
Recommended Pad Layout



Typical Part Marking



Power Derating Curves



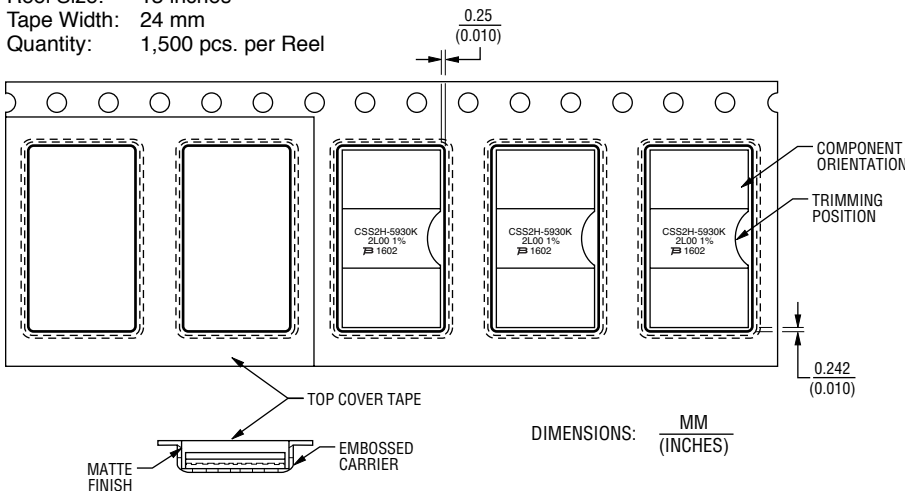
Packaging Specifications

Components packaged per EIA-481.

Reel Size: 13 inches

Tape Width: 24 mm

Quantity: 1,500 pcs. per Reel



BOURNS®

Asia-Pacific:

Tel: +886-2 2562-4117

Email: asiacus@bourns.com

Europe:

Tel: +36 88 520 390

Email: eurocus@bourns.com

The Americas:

Tel: +1-951 781-5500

Email: americus@bourns.com

www.bourns.com