

2-conductor through terminal block; suitable for Ex e II applications

Item No.: 2004-1201



2-conductor through terminal block; suitable for Ex e II applications

Marking

RoHS ✓
Compliant

Business data

Supplier	WAGO
Item no.	2004-1201
GTIN / EAN	4017332071055
Content	1
Order amount	50
Customer item number	

Notes



Technical data

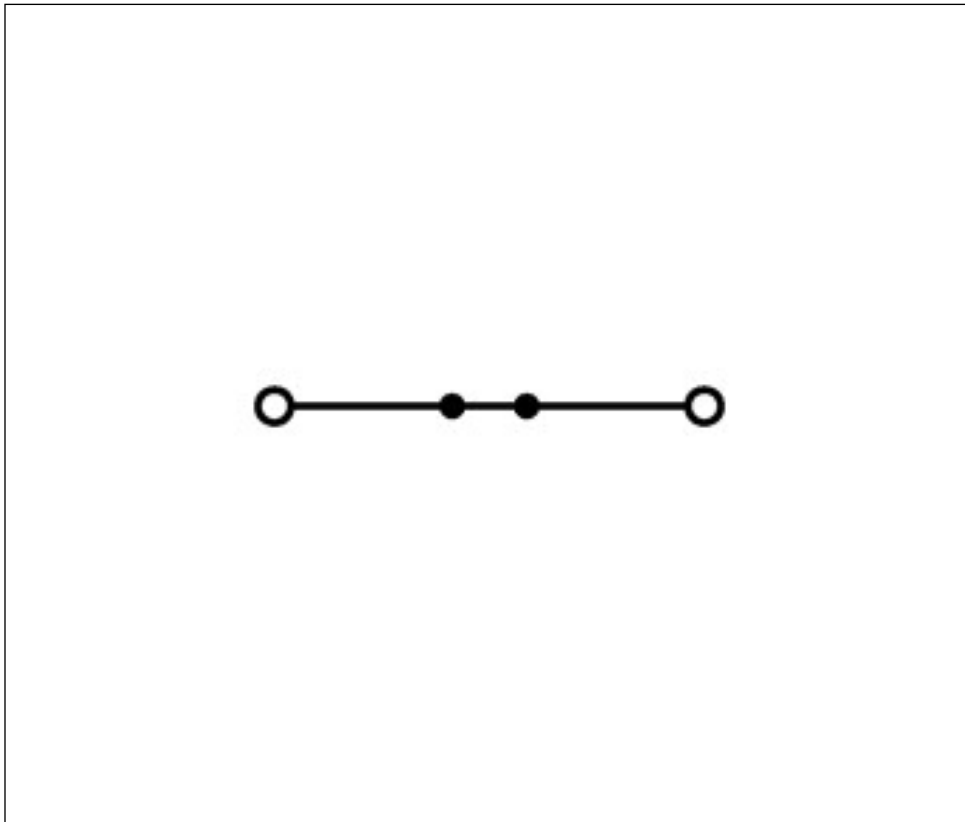
Miscellaneous

Total number of connection points	2
Total number of potentials	1
Color	gray
Ratings according to 1	IEC/EN 60947-7-1
Pollution degree (1)	3
Rated voltage EN (1) [V]	800 [V]
Rated surge voltage (1) [kV]	8 [kV]
Nominal current [A]	32 [A]
Nominal current (2) [A]	41 [A]
Rated voltage EN (Ex e II) [V]	550 [V]

Technical data	
Nominal current (Ex e II) [A]	30 [A]
Connection technology (1)	Push-in CAGE CLAMP®
Nominal cross section 1	4 mm ²
Solid sizes 1	0.5 ... 6 mm ² / 20 ... 10 AWG
solid, directly pluggable 1	1 ... 6 mm ² / 14 ... 10 AWG
Fine-stranded wires 1	0.5 ... 6 mm ² / 20 ... 10 AWG
min. fine-stranded with insulated ferrule, push-in terminati	0.75 mm ² / 18 AWG
Strip length 1	11 ... 13 mm / 0.43 ... 0.51 in
Type of wiring	Front-entry wiring
Design	horizontal
Marking level	Center/Side marking
Insulating material	Polyamide 66 (PA 66)
Fire load [MJ]	0.135 [MJ]
Weight [g]	7.1 [g]
Width	6.2 mm / 0.244 in
Height from upper-edge of DIN-rail [mm]	32.9 [mm]
Height from upper-edge of DIN-rail	32.9 mm / 1.295 in
Length	52.3 mm / 2.059 in
Type of mounting	DIN 35 rail

Images & drawings





Address

WAGO Kontakttechnik GmbH & Co. KG

Hansastr. 27

32423 Minden

Telefon: 0571/887-0

Fax: 0571/887-169

<http://www.wago.com>

© WAGO Kontakttechnik GmbH & Co. KG

Technische Änderungen und Irrtümer vorbehalten.