



Features:

- 5W Small Compact Size
- Single Output - Regulated
- Output Range: 3.3V - 48VDC
- Low Standby Power <0.15W
- Fully Isolated Pri - Sec >4200Vrms
- Insulation: Class II
- Materials: UL94-V0
- Safety: EN61558, EN60950, CE, UL, TUV

Part Number	Power Rating Watts	Output Voltage (VDC)	Output Current (mA)	Ambient Temp. (°C)	Efficiency Typical	Input Range
VTX-214-005-103	4.2	3.3	1272	50	>70%	90 - 265VAC (100 - 370VDC)
VTX-214-005-105	5	5	1000			
VTX-214-005-106	5	6	833			
VTX-214-005-107	5	7.5	666			
VTX-214-005-108	5	8	625			
VTX-214-005-109	5	9	555			
VTX-214-005-110	5	10	500			
VTX-214-005-112	5	12	416			
VTX-214-005-115	5	15	333			
VTX-214-005-118	5	18	277			
VTX-214-005-124	5	24	208			
VTX-214-005-148	5	48	104			

Note: Other output voltages are available upon request.

Optional Universal PCB mounting kit.

Part Number:

VTX-214-PCB1



Please contact Vigortronix for any enquiries. Products are subject to change without notice.

Vigortronix, 16 De Havilland Way, Witney, Oxfordshire, OX29 0YG, UK

Tel. +44 (0)1993 777570 Fax +44 (0)1993 777580 Web. www.vigortronix.com E-mail: sales@vigortronix.com

Vigortronix is a trading name of Vigortronix (UK) Limited

Model: 5 Watt		Specification
INPUT Pin 1: L Pin 2: N	Rated Input Voltage	110 - 240V 50/60Hz
	Voltage Range	90 - 264VAC / 47 - 63Hz (120VDC - 370VDC)
	Current	100mA Max (100VAC) / 70mA Max (240VAC)
	Inrush Current	15A Max (100VAC) / 25A Max (240VAC)
	No Load power	0.15W Max
	Leakage Current	0.3mA Max
OUTPUT Pin 3: DC+ Pin 4: DC-	Voltage Accuracy	<5%
	Ripple	<50mV Max (Vp-p)
	Noise	<1% Vout Max (Vp-p)
	Efficiency	>70%
	Minimum Load	0
Protection	Over Power	Hiccup mode
	Over Voltage	Hiccup mode
	Short Circuit Protection	Hiccup mode
Dielectric Isolation	Input to Output	4200Vrms, 5mA 1 Min
Environment	Operating Temperature	-40°C - +70°C (Full Load)
	Storage Temperature	-40°C - +105°C
	Humidity	20 - 95% RH
	MTBF	>300,000Hrs @ 25°C (MIL-HDBK-217F)
	Weight	30g
Safety	Agency Approval	EN60950-1, EN61558-1, EN61558-2-6, EN61558-2-17, TUV
EMC	EMI	Compliance with EN55022 Class B
	EMS	Compliance with EN55024, EN55014-1, EN55014-2, EN61000-3-2 Class A, EN61000-3-3

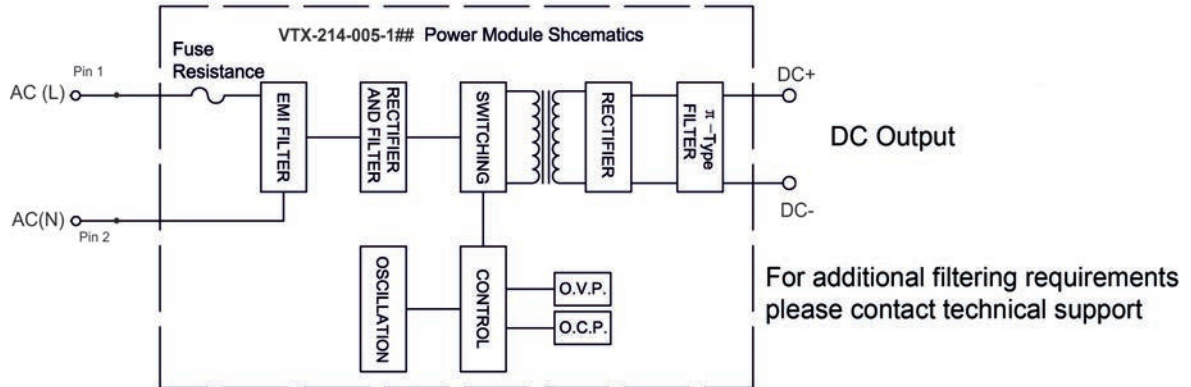
Please contact Vigortronix for any enquiries. Products are not to be altered to suit any requirements.
 The information contained in this document is subject to change without notice.

Vigortronix, 16 De Havilland Way, Witney, Oxfordshire, OX29 0YG, UK

Tel. +44 (0)1993 777570 Fax +44 (0)1993 777580 Web. www.vigortronix.com E-mail: sales@vigortronix.com

Vigortronix is a trading name of Vigortronix (UK) Limited

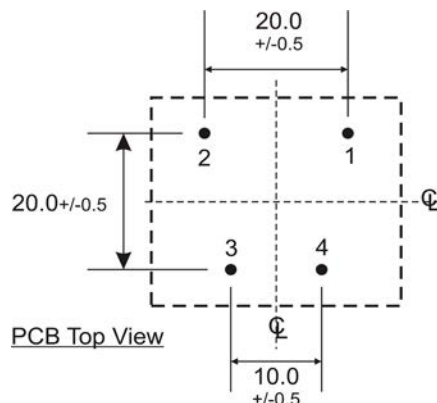
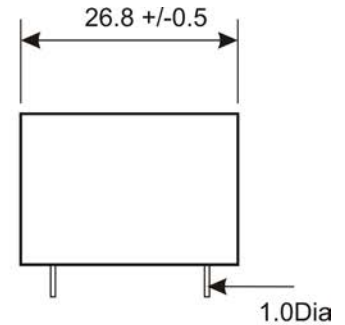
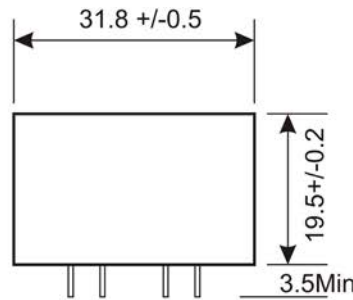
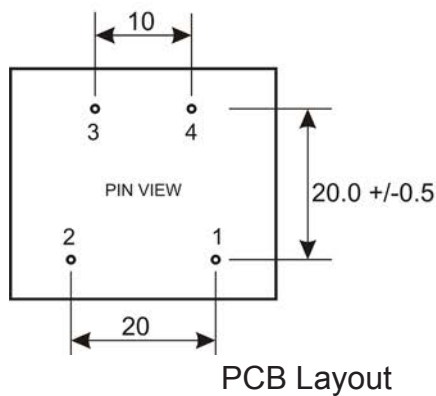
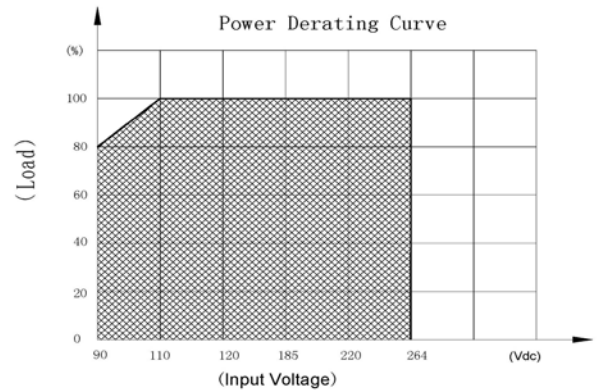
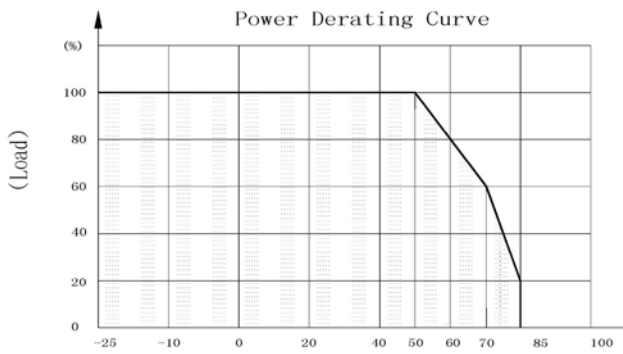
Recommended Application Schematic for EMC



Notes

If Surge protection is required it is recommended to fit a Varistor, similar to 14D431K

Derating Graph



Recommended PCB Hole size: 1.5mm Dia.

Pins 1&2: AC/DC Input
Pin 3: Output DC +V
Pin 4: Output DC 0V

Please contact Vigortronix for any enquiries. Products can be altered to suit a customer's requirements. The information contained in this document is subject to change without notice.

Vigortronix, 16 De Havilland Way, Witney, Oxfordshire, OX29 0YG, UK

Tel. +44 (0)1993 777570 Fax +44 (0)1993 777580 Web. www.vigortronix.com E-mail: sales@vigortronix.com

Vigortronix is a trading name of Vigortronix (UK) Limited