

Redundancy module - UNO-DIODE/5-24DC/2X10/1X20 - 2905489

Please be informed that the data shown in this PDF Document is generated from our Online Catalog. Please find the complete data in the user's documentation. Our General Terms of Use for Downloads are valid (<http://phoenixcontact.com/download>)



Redundancy module, 5 V - 24 V DC, 2 x 10 A, 1 x 20 A.

Product Features

- Flexible mounting by simply snapping onto the DIN rail



Key Commercial Data

Packing unit	1 pc
Weight per Piece (excluding packing)	240.0 g
Country of origin	Germany

Technical data

Dimensions

Width	22.5 mm
Height	90 mm
Depth	84 mm

Ambient conditions

Degree of protection	IP20
Ambient temperature (operation)	-25 °C ... 70 °C (> 55 °C Derating: 2,5 %/K)
Ambient temperature (storage/transport)	-40 °C ... 85 °C
Max. permissible relative humidity (operation)	≤ 95 % (at 25 °C, non-condensing)
Noise immunity	EN 61000-6-2:2005

Input data

Nominal input voltage range	5 V DC ... 24 V DC
Input voltage range	4.5 V DC ... 30 V DC
Nominal input current	2x 10 A (-25°C ... 55°C)

Redundancy module - UNO-DIODE/5-24DC/2X10/1X20 - 2905489

Technical data

Input data

	1x 20 A (-25°C ... 55°C)
--	--------------------------

Output data

Nominal output current (I _N)	20 A
Derating	55 °C ... 70 °C (2.5%/K)
Connection in series	No
Power loss nominal load max.	5 W (I _{OUT} = 10 A)

General

Net weight	0.2 kg
Efficiency	> 97 %
Insulation voltage input/output	1 kV AC (type test) 0.5 kV AC (routine test)
Protection class	III > 60600000 h (40°C)
Mounting position	horizontal DIN rail NS 35, EN 60715
Assembly instructions	Alignable: 0 mm horizontally, 30 mm vertically

Connection data, input

Connection method	Screw connection
Conductor cross section solid min.	0.2 mm ²
Conductor cross section solid max.	2.5 mm ²
Conductor cross section flexible min.	0.2 mm ²
Conductor cross section flexible max.	2.5 mm ²
Conductor cross section AWG min.	24
Conductor cross section AWG max.	14
Stripping length	8 mm
Screw thread	M3

Connection data, output

Connection method	Screw connection
Conductor cross section solid min.	0.2 mm ²
Conductor cross section solid max.	2.5 mm ²
Conductor cross section flexible min.	0.2 mm ²
Conductor cross section flexible max.	2.5 mm ²
Conductor cross section AWG min.	24
Conductor cross section AWG max.	14
Stripping length	8 mm
Screw thread	M3

Redundancy module - UNO-DIODE/5-24DC/2X10/1X20 - 2905489

Technical data

Standards and Regulations

Electromagnetic compatibility	Conformance with EMC Directive 2004/108/EC
Noise immunity	EN 61000-6-2:2005
Connection in acc. with standard	CUL
Standards/regulations	EN 61000-4-2
	EN 61000-4-3
	EN 61000-4-4
	EN 61000-4-5
	EN 61000-4-6
	EN 61000-4-11
Standard - Electrical safety	IEC 60950-1/VDE 0805 (SELV)
Standard – Electronic equipment for use in electrical power installations and their assembly into electrical power installations	EN 50178/VDE 0160 (PELV)
Standard – Safety extra-low voltage	IEC 60950-1 (SELV) and EN 60204-1 (PELV)
UL approvals	UL/C-UL listed UL 508
	UL/C-UL Recognized UL 60950
Vibration (operation)	< 15 Hz, amplitude ±2.5 mm (according to IEC 60068-2-6)
	15 Hz ... 150 Hz, 2.3g, 90 min.
Low Voltage Directive	Conformance with LV directive 2006/95/EC

Classifications

eCl@ss

eCl@ss 5.1	27242213
eCl@ss 6.0	27049002
eCl@ss 8.0	27371010
eCl@ss 9.0	27040701

ETIM

ETIM 4.0	EC002540
ETIM 5.0	EC002540

Approvals

Approvals

Approvals

UL Recognized / UL Listed / cUL Recognized / cUL Listed / IECCEB Scheme / EAC / cULus Recognized / cULus Listed


Redundancy module - UNO-DIODE/5-24DC/2X10/1X20 - 2905489

Approvals

Ex Approvals


Approvals submitted


Approval details

UL Recognized 


UL Listed 


cUL Recognized 

cUL Listed 

IECEE CB Scheme 

EAC

cULus Recognized 

cULus Listed 

Drawings

Redundancy module - UNO-DIODE/5-24DC/2X10/1X20 - 2905489

Block diagram

