

Power supply unit - TRIO-PS-2G/1AC/24DC/10 - 2903149

Please be informed that the data shown in this PDF Document is generated from our Online Catalog. Please find the complete data in the user's documentation. Our General Terms of Use for Downloads are valid (<http://phoenixcontact.com/download>)



Primary-switched TRIO POWER power supply with push-in connection for DIN rail mounting, input: single phase, output: 24 V DC/10 A

Product Description

TRIO POWER power supplies with standard functionality

The TRIO POWER power supply range with push-in connection has been perfected for use in machine building. All functions and the space-saving design of the single and three-phase modules are optimally tailored to the stringent requirements. Under challenging ambient conditions, the power supply units, which feature an extremely robust electrical and mechanical design, ensure the reliable supply of all loads.



Key Commercial Data

Packing unit	1 pc
Weight per Piece (excluding packing)	1320.0 g
Country of origin	China

Technical data

Dimensions

Width	42 mm
Height	130 mm
Depth	160 mm

Ambient conditions

Degree of protection	IP20
Ambient temperature (operation)	-25 °C ... 70 °C (> 60 °C Derating: 2,5 %/K)
Ambient temperature (storage/transport)	-40 °C ... 85 °C
Max. permissible relative humidity (operation)	≤ 95 % (at 25 °C, non-condensing)
Noise immunity	EN 61000-6-2:2005
Maximum altitude	≤ 5000 m (> 2000 m, observe derating)

Input data

Power supply unit - TRIO-PS-2G/1AC/24DC/10 - 2903149

Technical data

Input data

Nominal input voltage range	100 V AC ... 240 V AC -15 % ... +10 %
	110 V DC ... 250 V DC
Input voltage range	85 V AC ... 264 V AC
	99 V DC ... 275 V DC
Dielectric strength maximum	≤ 300 V AC 15 s
AC frequency range	50 Hz ... 60 Hz
Discharge current to PE	≤ 3.5 mA
Current consumption	3.1 A (100 V AC)
	1.4 A (240 V AC)
Inrush surge current	≤ 25 A (typical)
Power failure bypass	> 15 ms (120 V AC)
	> 15 ms (230 V AC)
Input fuse	6.3 A (internal (device protection))
Choice of suitable circuit breakers	6 A ... 16 A (Characteristics B, C, D, K)
Type of protection	Transient surge protection
Protective circuit/component	Varistor

Output data

Nominal output voltage	24 V DC ±1 %
Setting range of the output voltage (U_{Set})	24 V DC ... 28 V DC (> 24 V DC, constant capacity restricted)
Nominal output current (I_N)	10 A
Dynamic Boost ($I_{Dyn.Boost}$)	15 A (5 s)
Derating	> 60 °C ... 70 °C (2.5%/K)
Connection in parallel	Yes, for redundancy and increased capacity
Connection in series	Yes
Control deviation	< 1 % (change in load, static 10 % ... 90 %)
	< 3 % (Dynamic load change 10 % ... 90 %, 10 Hz)
	< 0.1 % (change in input voltage ±10 %)
Residual ripple	≤ 10 mV _{PP}
Output power	240 W
Typical response time	< 1 s
Maximum power dissipation in no-load condition	< 5.1 W

General

Net weight	1 kg
Efficiency	> 91 % (for 230 V AC and nominal values)
Insulation voltage input/output	4 kV AC (type test)
	1.5 kV AC (routine test)

Power supply unit - TRIO-PS-2G/1AC/24DC/10 - 2903149

Technical data

General

Protection class	I (in closed control cabinet)
MTBF (IEC 61709, SN 29500)	> 1800000 h (25 °C)
	> 1000000 h (40°C)
	> 480000 h (60°C)
Mounting position	horizontal DIN rail NS 35, EN 60715
Assembly instructions	Can be aligned: Horizontally 0 mm (≤ 40 °C) 10 mm (≤ 70 °C), vertically 50 mm

Connection data, input

Connection method	Push-in connection
Conductor cross section solid min.	0.2 mm ²
Conductor cross section solid max.	4 mm ²
Conductor cross section flexible min.	0.2 mm ²
Conductor cross section flexible max.	2.5 mm ²
Conductor cross section AWG min.	24
Conductor cross section AWG max.	12
Stripping length	10 mm

Connection data, output

Connection method	Push-in connection
Conductor cross section solid min.	0.2 mm ²
Conductor cross section solid max.	4 mm ²
Conductor cross section flexible min.	0.2 mm ²
Conductor cross section flexible max.	2.5 mm ²
Conductor cross section AWG min.	24
Conductor cross section AWG max.	12
Stripping length	8 mm

Connection data for signaling

Connection method	Push-in connection
Conductor cross section solid min.	0.2 mm ²
Conductor cross section solid max.	1.5 mm ²
Conductor cross section flexible min.	0.2 mm ²
Conductor cross section flexible max.	1.5 mm ²
Conductor cross section AWG min.	24
Conductor cross section AWG max.	16
Stripping length	8 mm

Standards and Regulations

Electromagnetic compatibility	Conformance with EMC Directive 2004/108/EC
-------------------------------	--

Power supply unit - TRIO-PS-2G/1AC/24DC/10 - 2903149

Technical data

Standards and Regulations

Noise emission	EN 55011 (EN 55022)
Noise immunity	EN 61000-6-2:2005
Standards/regulations	EN 61000-4-2
	EN 61000-4-3
	EN 61000-4-4
	EN 61000-4-5
	EN 61000-4-6
Standard – Electrical equipment of machines	EN 60204-1
Standard - Safety of transformers	EN 61558-2-16 (air clearances and creepage distances only)
Standard - Electrical safety	IEC 60950-1/VDE 0805 (SELV)
Standard – Electronic equipment for use in electrical power installations and their assembly into electrical power installations	EN 50178/VDE 0160 (PELV)
Standard – Safety extra-low voltage	IEC 60950-1 (SELV) and EN 60204-1 (PELV)
Standard - Safe isolation	DIN VDE 0100-410
Standard – Limitation of mains harmonic currents	EN 61000-3-2
UL approvals	UL Listed UL 508
	UL/C-UL Recognized UL 60950-1
Vibration (operation)	< 15 Hz, amplitude ± 2.5 mm (according to IEC 60068-2-6)
	15 Hz ... 150 Hz, 4g, 90 min.
Low Voltage Directive	Conformance with LV directive 2006/95/EC
Rail applications	EN 50121-4

Classifications

eCl@ss

eCl@ss 4.0	27040702
eCl@ss 4.1	27040702
eCl@ss 5.0	27049002
eCl@ss 5.1	27049002
eCl@ss 6.0	27049002
eCl@ss 7.0	27049002
eCl@ss 8.0	27049002
eCl@ss 9.0	27040701

ETIM

ETIM 4.0	EC002540
ETIM 5.0	EC002540

Power supply unit - TRIO-PS-2G/1AC/24DC/10 - 2903149

Approvals

Approvals

Approvals

UL Recognized / UL Listed / cUL Recognized / cUL Listed / EAC / IECEE CB Scheme / cULus Recognized / cULus Listed

Ex Approvals


Approvals submitted

Approval details


UL Recognized 


UL Listed 

cUL Recognized 

cUL Listed 

EAC

IECEE CB Scheme 

cULus Recognized 

Power supply unit - TRIO-PS-2G/1AC/24DC/10 - 2903149

Approvals

cULus Listed 

Accessories

Accessories

Device circuit breakers

Electronic device circuit breaker - CBM E4 24DC/0.5-10A NO-R - 2905743



Multi-channel, electronic device circuit breaker with active current limitation for protecting four loads at 24 V DC in the event of overload and short circuit. With nominal current assistant and electronic locking of the set nominal currents. For installation on DIN rails.

Electronic device circuit breaker - CBM E8 24DC/0.5-10A NO-R - 2905744



Multi-channel, electronic device circuit breaker with active current limitation for protecting eight loads at 24 V DC in the event of overload and short circuit. With nominal current assistant and electronic locking of the set nominal currents. For installation on DIN rails.

Potential distributor

Interface module - VIP-2/SC/PDM-2/24 - 2315269



VARIOFACE module, with two equipotential busbars (P1, P2) for potential distribution, for mounting on NS 35 rails. Module width: 70.4 mm

Interface module - VIP-3/PT/PDM-2/24 - 2903798



VARIOFACE module with push-in connection and two equipotential busbars (P1, P2) for potential distribution, for mounting on NS 35 rails. Module width: 57.1 mm

Power supply unit - TRIO-PS-2G/1AC/24DC/10 - 2903149

Drawings

Block diagram

