


TeSys protection components

VARIO switch disconnectors


for high performance applications

Switch bodies, add-on modules, auxiliary contacts

(for customer assembly)



V0



V5



VZ 0



VZ 11



VZ 15



VZ 20

Switch bodies

Description	Rating A	Reference	Weight kg
3-pole switch disconnectors (1)	12	V02	0.200
	20	V01	0.200
	25	V0	0.200
	32	V1	0.200
	40	V2	0.200
	63	V3	0.500
	80	V4	0.500
	125	V5	0.900
175	V6	0.900	

Add-on modules

Description	Rating A	Reference	Weight kg
Main pole modules	12	VZ 02	0.050
	20	VZ 01	0.050
	25	VZ 0	0.050
	32	VZ 1	0.050
	40	VZ 2	0.050
	63	VZ 3	0.100
	80	VZ 4	0.100
	Neutral pole modules with early make and late break contacts (1)	12 to 40	VZ 11
63 to 80		VZ 12	0.100
125 and 175		VZ 13	0.250
Earthing modules	12 to 40	VZ 14	0.050
	63 and 80	VZ 15	0.100
	125 and 175	VZ 16	0.250

Auxiliary contact block modules

Description	Type	Reference	Weight kg
Auxiliary contact block modules with 2 auxiliary contacts	N/O + N/C (2)	VZ 7	0.050
	N/O + N/O	VZ 20	0.050

(1) Protection shrouds are available if required: see page 4/20.

(2) Late make N/O, early break N/C contacts

TeSys protection components

VARIO switch disconnectors

for high performance applications

Switch bodies, add-on modules, auxiliary contacts

(for customer assembly)

Maximum number of add-on modules that can be fitted on a switch body

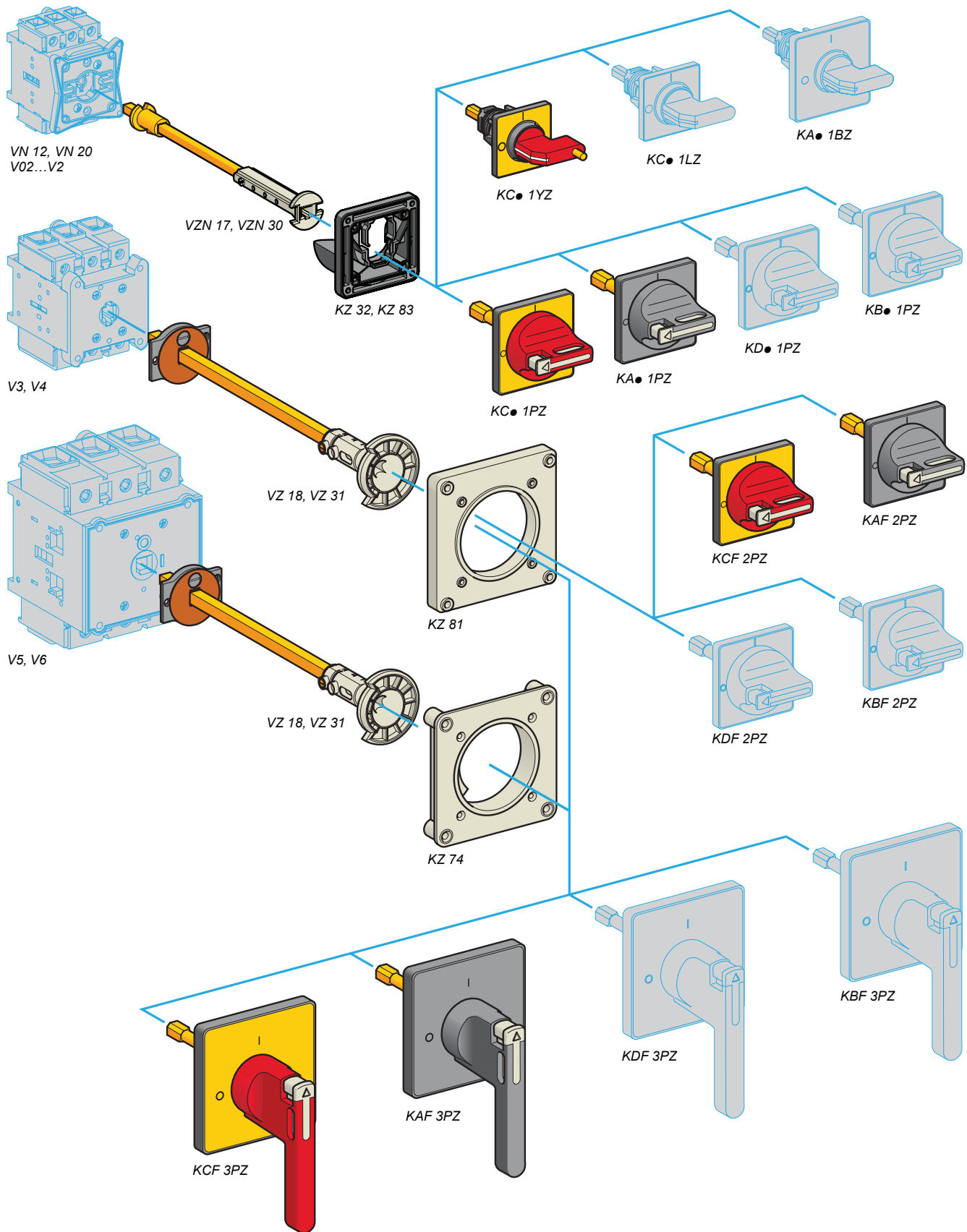
1 add-on module on each side of the switch body

VZ 7 or VZ 20	+	V0●	+	VZ 7 or VZ 20		VZ 7	+	V5	+	VZ 7
or				or		or				or
VZ 11 or VZ 12	+	V0	+	VZ 11 or VZ 12		VZ 20	+	or	+	VZ 20
or		to		or		or		V6		or
VZ 14 or VZ 15	+		+	VZ 14 or VZ 15		VZ 13	+		+	VZ 13
or		V4		or		or				or
VZ 0●/VZ 0 to VZ 4	+		+	VZ 0●/VZ 0 to VZ 4		VZ 16	+		+	VZ 16

2 add-on modules on each side of the switch body

VZ 0●	+	VZ 0●	+	V0●	+	VZ 0●	+	VZ 7	or	VZ 20	or	VZ 11	or	VZ 14
VZ 0	+	VZ 0	+	V0	+	VZ 0	+	VZ 7	or	VZ 20	or	VZ 11	or	VZ 14
VZ 1	+	VZ 1	+	V1	+	VZ 1	+	VZ 7	or	VZ 20	or	VZ 11	or	VZ 14
VZ 2	+	VZ 2	+	V2	+	VZ 2	+	VZ 7	or	VZ 20	or	VZ 11	or	VZ 14
VZ 3	+	VZ 3	+	V3	+	VZ 3	+	VZ 7	or	VZ 20	or	VZ 12	or	VZ 15
VZ 4	+	VZ 4	+	V4	+	VZ 4	+	VZ 7	or	VZ 20	or	VZ 12	or	VZ 15

Nota : The add-on modules mounted next to the switch body are main pole modules. Maximum of 3 main pole modules per switch body.



TeSys protection components

Mini-VARIO and VARIO switch disconnectors

Operators, handles and front plates

(for customer assembly)

- Marking on operator $\text{O} \downarrow$
- Padlockable operating handle (padlocks not supplied).
- Degree of protection IP 65.

Handles and front plates for main and Emergency stop switch disconnectors

For switch body	Operator Handle	Front plate		Reference	Weight
		Dimensions	Fixing		
		mm			
VN 12, VN 20 V02...V2	Red, padlockable with 1 padlock (Ø 4 to Ø 6)	Yellow	Ø 22.5	KCC 1YZ	0.050
		45 x 45	4 screws	KCE 1YZ	0.040
	Red, padlockable with up to 3 padlocks (Ø 4 to Ø 8)	Yellow	Ø 22.5	KCD 1PZ	0.082
60 x 60		4 screws	KCF 1PZ	0.075	
V3 and V4	Red, padlockable with up to 3 padlocks (Ø 4 to Ø 8)	Yellow	4 screws	KCF 2PZ	0.070
V5 and V6	Red, long, padlockable with up to 3 padlocks (Ø 4 to Ø 8)	Yellow	4 screws	KCF 3PZ (1)	0.160

Handles and front plates for main switch disconnectors

For switch body	Operator Handle	Front plate		Reference	Weight
		Dimensions	Fixing		
		mm			
VN 12, VN 20 V02...V2	Black, padlockable with up to 3 padlocks (Ø 4 to Ø 8)	Black	Ø 22.5	KAD 1PZ	0.082
		60 x 60	4 screws	KAF 1PZ	0.075
V3 and V4	Black, padlockable with up to 3 padlocks (Ø 4 to Ø 8)	Black	4 screws	KAF 2PZ	0.070
V5 and V6	Black, long, padlockable with up to 3 padlocks (Ø 4 to Ø 8)	Black	4 screws	KAF 3PZ (1)	0.160

(1) For door mounting of 63 and 80 A switch disconnectors, adapter plate **KZ 106** must be ordered separately (see page 4/20).