

PCB terminal block - SPTAF 1/10-3,5-IL - 1862013

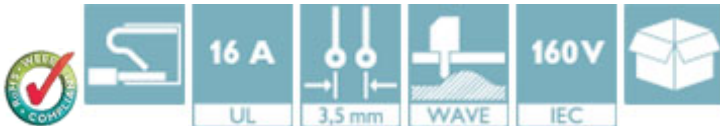
Please be informed that the data shown in this PDF Document is generated from our Online Catalog. Please find the complete data in the user's documentation. Our General Terms of Use for Downloads are valid (<http://phoenixcontact.com/download>)

PCB terminal block, Nominal current: 16 A, Nom. voltage: 160 V, Pitch: 3.5 mm, Number of positions: 10, Connection method: Push-in spring connection, Mounting: Wave soldering, Conductor/PCB connection direction: 45 °, Color: green




Why buy this product

- User-friendly and quick conductor connection using Push-in direct plug-in technology
- Arrangement over several rows possible for high packing densities
- Easy operation when releasing the conductor via the orange actuating lever
- Time saving push-in connection, tools not required
- Defined contact force ensures that contact remains stable over the long term
- Intuitive use through colour coded actuation lever
- Small component size for applications where space is at a premium
- Quick and convenient testing using integrated test option



Key Commercial Data

Packing unit	70 pc
Minimum order quantity	70 pc
GTIN	 4 055626 135052
Weight per Piece (excluding packing)	2.22 g
Custom tariff number	85369010
Country of origin	Germany
Product key	AAABBA
Note	Made to Order (non-returnable)

Technical data

Dimensions

Length	1 mm
Pitch	3.50 mm
Dimension a	31.5 mm

PCB terminal block - SPTAF 1/10-3,5-IL - 1862013

Technical data

Dimensions

Width	36.5 mm
Constructional height	8 mm
Height	10.6 mm
Length of the solder pin	2.6 mm
Pin dimensions	0,75 x 0,3 mm
Pin spacing	5 mm
Hole diameter	1.1 mm

General

Insulating material group	I
Rated surge voltage (III/3)	2.5 kV
Rated surge voltage (III/2)	2.5 kV
Rated surge voltage (II/2)	2.5 kV
Rated voltage (III/3)	160 V
Rated voltage (III/2)	160 V
Rated voltage (II/2)	320 V
Connection in acc. with standard	EN-VDE
Nominal current I_N	16 A
Nominal cross section	1 mm ²
Maximum load current	16 A
Insulating material	PA
Solder pin surface	Sn
Flammability rating according to UL 94	V0
Stripping length	8 mm
Number of positions	10

Connection data

Conductor cross section solid min.	0.2 mm ²
Conductor cross section solid max.	1.5 mm ²
Conductor cross section flexible min.	0.2 mm ²
Conductor cross section flexible max.	1.5 mm ²
Conductor cross section flexible, with ferrule without plastic sleeve min.	0.25 mm ²
Conductor cross section flexible, with ferrule without plastic sleeve max.	0.75 mm ²
Conductor cross section flexible, with ferrule with plastic sleeve min.	0.25 mm ²
Conductor cross section flexible, with ferrule with plastic sleeve max.	0.75 mm ²
Conductor cross section AWG min.	24
Conductor cross section AWG max.	16

Standards and Regulations

Connection in acc. with standard	EN-VDE
Flammability rating according to UL 94	V0

PCB terminal block - SPTAF 1/10-3,5-IL - 1862013

Classifications

eCl@ss

eCl@ss 8.0	27440401
eCl@ss 9.0	27440401

ETIM

ETIM 5.0	EC002643
----------	----------

Accessories

Accessories

Screwdriver tools

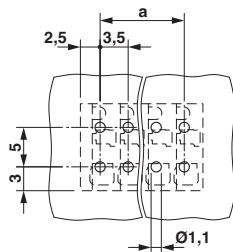
Screwdriver - SZF 0-0,4X2,5 - 1204504



Actuation tool, for ST terminal blocks, also suitable for use as a bladed screwdriver, size: 0.4 x 2.5 x 75 mm, 2-component grip, with non-slip grip

Drawings

Drilling diagram



Dimensional drawing

