




November 2014

# UF4001 - UF4007 Fast Rectifiers

## Features

- Low Forward Voltage Drop
- High Surge Current Capability
- High Reliability
- High Current Capability
- Glass-Passivated Junction



**DO-41 (Plastic)**  
COLOR BAND DENOTES CATHODE

## Ordering Information

Part Number	Top Mark	Package	Packing Method
UF4001	UF4001	DO-204AL (DO-41)	Tape and Reel
UF4002	UF4002	DO-204AL (DO-41)	Tape and Reel
UF4003	UF4003	DO-204AL (DO-41)	Tape and Reel
UF4004	UF4004	DO-204AL (DO-41)	Tape and Reel
UF4005	UF4005	DO-204AL (DO-41)	Tape and Reel
UF4006	UF4006	DO-204AL (DO-41)	Tape and Reel
UF4007	UF4007	DO-204AL (DO-41)	Tape and Reel

## Absolute Maximum Ratings

Stresses exceeding the absolute maximum ratings may damage the device. The device may not function or be operable above the recommended operating conditions and stressing the parts to these levels is not recommended. In addition, extended exposure to stresses above the recommended operating conditions may affect device reliability. The absolute maximum ratings are stress ratings only. Values are at  $T_A = 25^\circ\text{C}$  unless otherwise noted.

Symbol	Parameter	Value							Unit
		UF 4001	UF 4002	UF 4003	UF 4004	UF 4005	UF 4006	UF 4007	
$V_{RRM}$	Maximum Repetitive Reverse Voltage	50	100	200	400	600	800	1000	V
$I_{F(AV)}$	Average Rectified Forward Current .375 " Lead Length at $T_A = 75^\circ\text{C}$	1.0							A
$I_{FSM}$	Non-Repetitive Peak Forward Surge Current 8.3 ms Single Half-Sine-Wave	30							A
$T_{STG}$	Storage Temperature Range	-65 to +150							$^\circ\text{C}$
$T_J$	Operating Junction Temperature	-65 to +150							$^\circ\text{C}$

## Thermal Characteristics

Values are at  $T_A = 25^\circ\text{C}$  unless otherwise noted.

Symbol	Parameter	Value	Unit
$P_D$	Power Dissipation	2.08	W
$R_{\theta JA}$	Thermal Resistance, Junction-to-Ambient	60	$^\circ\text{C}/\text{W}$
$R_{\theta JL}$	Thermal Resistance, Junction-to-Lead	30	$^\circ\text{C}/\text{W}$

## Electrical Characteristics

Values are at  $T_A = 25^\circ\text{C}$  unless otherwise noted.

Symbol	Parameter	Conditions	Value						Unit
			UF 4001	UF 4002	UF 4003	UF 4004	UF 4005	UF 4006	
$V_F$	Forward Voltage	$I_F = 1.0 \text{ A}$	1.0			1.7			V
$t_{rr}$	Reverse Recovery Time	$I_F = 0.5 \text{ A},$ $I_R = 1.0 \text{ A},$ $I_{RR} = 0.25 \text{ A}$	50			75			ns
$I_R$	Reverse Current at Rated $V_R$	$T_A = 25^\circ\text{C}$	10						$\mu\text{A}$
		$T_A = 100^\circ\text{C}$	50						
$C_T$	Total Capacitance	$V_R = 4.0 \text{ V},$ $f = 1.0 \text{ MHz}$	17						pF

## Typical Performance Characteristics

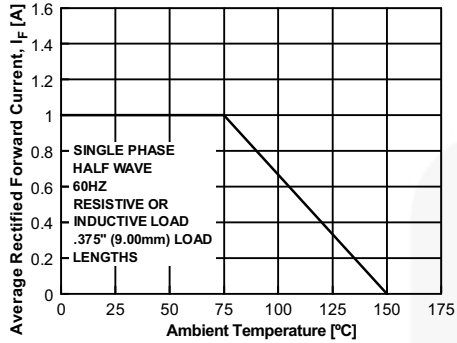


Figure 1. Forward Current Derating Curve

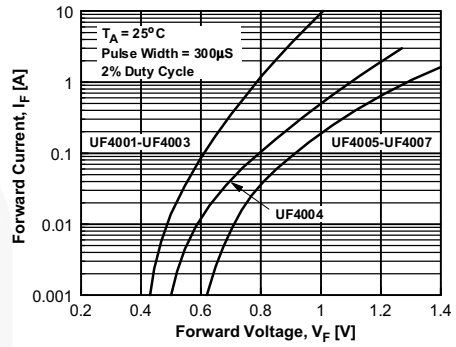


Figure 2. Forward Characteristics

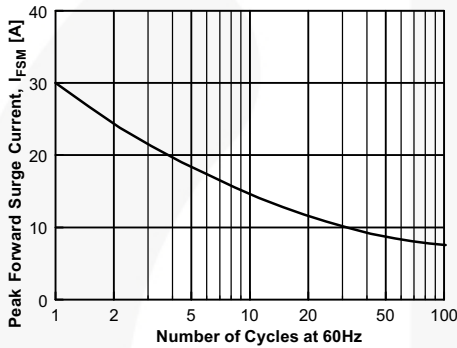


Figure 3. Non-Repetitive Surge Current

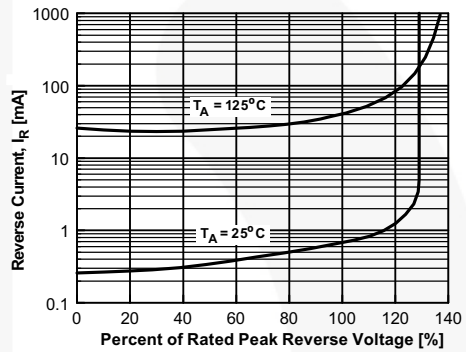


Figure 4. Reverse Characteristics

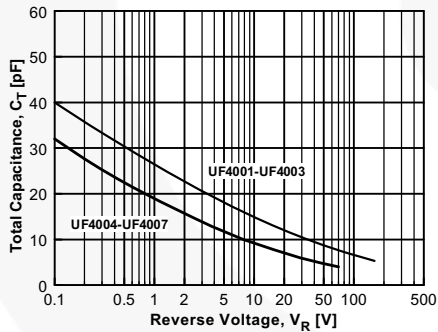
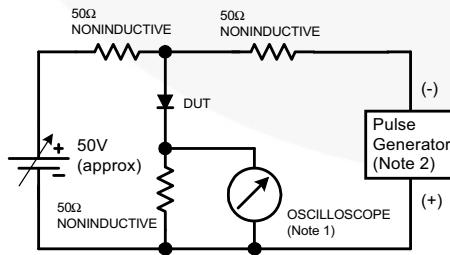
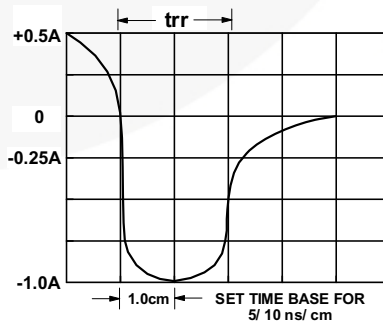


Figure 5. Typical Junction Capacitance



- NOTES:  
 1. Rise time = 7.0 ns max; Input impedance = 1.0 megaohm 22 pf.  
 2. Rise time = 10 ns max; Source impedance = 50 ohms.

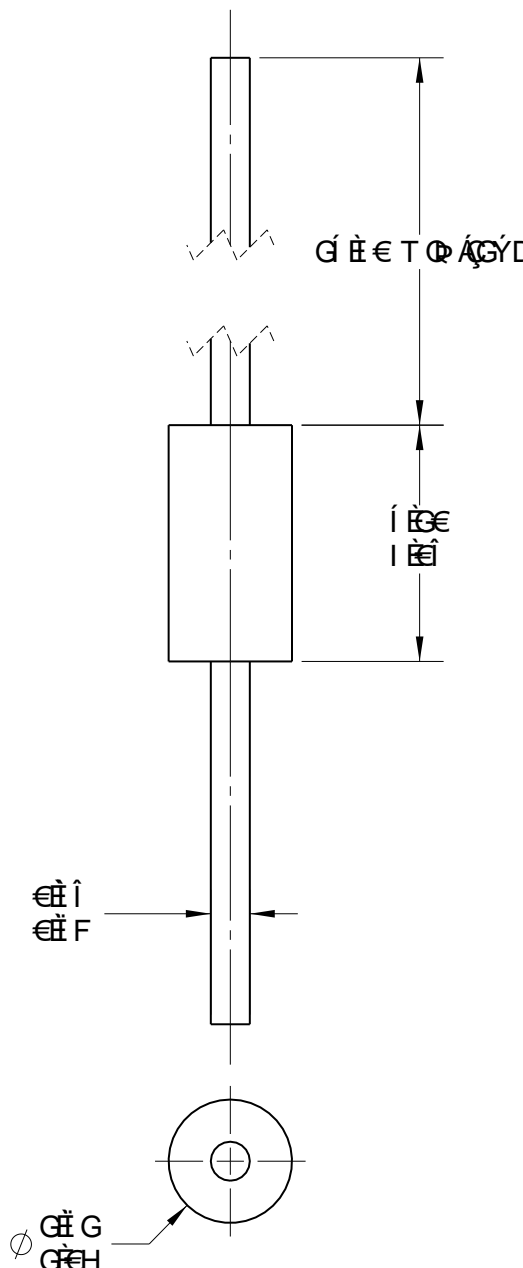
Figure 6. Reverse Recovery Time Characteristic and Test Circuit Diagram



VP:SHOBY Φ OABAP OAUUOYVAIKHOB OP:SOAOT EUP ONOVUUDUUDUOBEP BBUAMU  
 VP OOUUOP:ESSOAT QDOUVP OUP Φ:AEUABU OOUOΦ OAKU OAUUUDUUDUOBEP BBUAMU  
 VUADOB OP:SOAOT EUP ONOVUUDUUDUOBEP BBUAMU OAUUUDUUDUOBEP BBUAMU OAUUUDUUDUOBEP BBUAMU  
 Y ΦP ANOP ANUUDUUDUOBEP BBUAMU OAUUUDUUDUOBEP BBUAMU OAUUUDUUDUOBEP BBUAMU  
 OUDUOBEP ANUUDUUDUOBEP BBUAMU OAUUUDUUDUOBEP BBUAMU OAUUUDUUDUOBEP BBUAMU  
 OUDUOBEP ANUUDUUDUOBEP BBUAMU OAUUUDUUDUOBEP BBUAMU OAUUUDUUDUOBEP BBUAMU  
 U:AP:SHOBY Φ OABAP OAUUOYVAIKHOB OP:SOAOT EUP ONOVUUDUUDUOBEP BBUAMU

ΪΟΧΩΠΕΪ

ΠΟΪ	ΟΟΪΟΪΩΠΩΠ	ΟΟΒΟ	ΟΪΠΕΪΟ
F	ΪΟΟΟΪΟΟΑΪΟΪΟ	GJRMSEI	PΪOPEΘEΪMΖPUW
G	ΟΡΟΕΟΑΪΕΕΑΪΑΪΕΕ ΟΡΟΕΟΑΪΪΝΟΑΟΑΕΟΟΑΪΣΕΪΝΟΑΪΟΪΕ ΪΟΤ ΪΧΟΑΪΟΟΪΑΪΑΪΑΪΟΪΕ	FJΪΟΪΕΪ	PΪOPEΘEΪMΖPUW



ΠΥΒΟΥΑΪΠ ΣΟΪΪΑΪΠ ΡΟΪΪ ΟΪΟΪΟΪΟΪΟ  
 ΑΪΟΕΑΪΟΕΟΟΑΪΪΝΟΕΟΕΪΟΑΪΟΖΟΪΟΡΟΪΟΑ  
 ΡΟΪΟΪΟΪΟΕΪΑΪΟΕΪΟΪΟΪΟΪΟΪΟ  
 ΑΪΟΕΑΪΟΕΟΟΑΪΟΪΟΪΟΪΟΪΟΪΟΪΟΪΟΪΟΪΟ  
 ΑΪΟΕΑΪΟΕΟΟΑΪΟΪΟΪΟΪΟΪΟΪΟΪΟΪΟΪΟΪΟ  
 ΑΪΟΕΑΪΟΕΟΟΑΪΟΪΟΪΟΪΟΪΟΪΟΪΟΪΟΪΟΪΟ  
 ΑΪΟΕΑΪΟΕΟΟΑΪΟΪΟΪΟΪΟΪΟΪΟΪΟΪΟΪΟΪΟ

ΟΕΪΪΪΪΪΪ	ΟΟΒΟ	
ΟΪΟΪΪΪΪΪΪ	FJΪΟΪΕΪ	
ΟΡΟΪΟΪΟΪΟ	PΟΡΪΪΪΪΪΪ	
ΟΕΪΪΪΪΪΪ	ΟΪΪΪΪΪΪ	
ΟΕΪΪΪΪΪΪ	PΥΪ ΟΕΪΟΑΪΣΟΡ	ΟΕΪΟΕΑΪΣΟΕΟΪΟΕΑ ΡΟΪΟΪΟΪΟΕΪΑΪΟΕΪΟΪΟΪΟΪΟΪΟΪΟΪΟΪΟΪΟΪΟ
ΪΪΪΪΪΪΪΪ	ΪΪΪΪΪΪ	ΪΪΪΪΪΪ ΪΪΪΪΪΪ ΪΪΪΪΪΪ ΪΪΪΪΪΪ FKF PBE T SVEΪUI FCE G
ΪΪΪΪΪΪΪΪ	ΪΪΪΪΪΪ	ΪΪΪΪΪΪ ΪΪΪΪΪΪ ΪΪΪΪΪΪ ΪΪΪΪΪΪ ΪΪΪΪΪΪ ΪΪΪΪΪΪ ΪΪΪΪΪΪ ΪΪΪΪΪΪ



**TRADEMARKS**

The following includes registered and unregistered trademarks and service marks, owned by Fairchild Semiconductor and/or its global subsidiaries, and is not intended to be an exhaustive list of all such trademarks.

- |                          |  |                                       |                  |
|--------------------------|--|---------------------------------------|------------------|
| AccuPower™               | F-PFS™   | OPTOPLANAR®                           | SYSTEM GENERAL®  |
| AttitudeEngine™          | FRFET®   | Power Supply WebDesigner™             | TinyBoost®       |
| Awinda®                  | Global Power Resource <sup>SM</sup>            | PowerTrench®                          | TinyBuck®        |
| AX-CAP®*                 | GreenBridge™                                   | PowerXS™                              | TinyCalc™        |
| BitSiC™                  | Green FPS™                                     | Programmable Active Droop™            | TinyLogic®       |
| Build it Now™            | Green FPS™ e-Series™                           | QFET®                                 | TINYOPTO™        |
| CorePLUS™                | Gmax™  | QS™                                   | TinyPower™       |
| CorePOWER™               | GTO™   | Quiet Series™                         | TinyPWM™         |
| CROSSVOL™                | IntelliMAX™                                    | RapidConfigure™                       | TinyWire™        |
| CTL™                     | ISOPLANAR™                                     | Saving our world, 1mW/W/kW at a time™ | TranSiC™         |
| Current Transfer Logic™  | Making Small Speakers Sound Louder and Better™ | SignalWise™                           | TriFault Detect™ |
| DEUXPEED®                | MegaBuck™                                      | SmartMax™                             | TRUECURRENT®*    |
| Dual Cool™               | MICROCOUPLER™                                  | SMART START™                          | μSerDes™         |
| EcoSPARK®                | MicroFET™                                      | Solutions for Your Success™           | UHC®             |
| EfficientMax™            | MicroPak™                                      | SPM®                                  | Ultra FRFET™     |
| ESBC™                    | MicroPak2™                                     | STEALTH™                              | UniFET™          |
| F <sup>®</sup>           | MillerDrive™                                   | SuperFET®                             | VCX™             |
| Fairchild®               | MotionMax™                                     | SuperSOT™-3                           | VisualMax™       |
| Fairchild Semiconductor® | MotionGrid®                                    | SuperSOT™-6                           | VoltagePlus™     |
| FACT Quiet Series™       | MTi®   | SuperSOT™-8                           | XST™             |
| FACT®                    | MTx®   | SupreMOS®                             | Xsens™           |
| FastvCore™               | MVN®   | SyncFET™                              | 仙童®              |
| FETBench™                | mWSaver®                                       | Sync-Lock™                            |                  |
| FPS™                     | OptoHiT™                                       |                                       |                  |
|                          | OPTOLOGIC®                                     |                                       |                  |

\* Trademarks of System General Corporation, used under license by Fairchild Semiconductor.

**DISCLAIMER**

FAIRCHILD SEMICONDUCTOR RESERVES THE RIGHT TO MAKE CHANGES WITHOUT FURTHER NOTICE TO ANY PRODUCTS HEREIN TO IMPROVE RELIABILITY, FUNCTION, OR DESIGN. TO OBTAIN THE LATEST, MOST UP-TO-DATE DATASHEET AND PRODUCT INFORMATION, VISIT OUR WEBSITE AT [HTTP://WWW.FAIRCHILDSEMI.COM](http://www.fairchildsemi.com). FAIRCHILD DOES NOT ASSUME ANY LIABILITY ARISING OUT OF THE APPLICATION OR USE OF ANY PRODUCT OR CIRCUIT DESCRIBED HEREIN; NEITHER DOES IT CONVEY ANY LICENSE UNDER ITS PATENT RIGHTS, NOR THE RIGHTS OF OTHERS. THESE SPECIFICATIONS DO NOT EXPAND THE TERMS OF FAIRCHILD'S WORLDWIDE TERMS AND CONDITIONS, SPECIFICALLY THE WARRANTY THEREIN, WHICH COVERS THESE PRODUCTS.

**AUTHORIZED USE**

Unless otherwise specified in this data sheet, this product is a standard commercial product and is not intended for use in applications that require extraordinary levels of quality and reliability. This product may not be used in the following applications, unless specifically approved in writing by a Fairchild officer: (1) automotive or other transportation, (2) military/aerospace, (3) any safety critical application – including life critical medical equipment – where the failure of the Fairchild product reasonably would be expected to result in personal injury, death or property damage. Customer's use of this product is subject to agreement of this Authorized Use policy. In the event of an unauthorized use of Fairchild's product, Fairchild accepts no liability in the event of product failure. In other respects, this product shall be subject to Fairchild's Worldwide Terms and Conditions of Sale, unless a separate agreement has been signed by both Parties.

**ANTI-COUNTERFEITING POLICY**

Fairchild Semiconductor Corporation's Anti-Counterfeiting Policy. Fairchild's Anti-Counterfeiting Policy is also stated on our external website, [www.fairchildsemi.com](http://www.fairchildsemi.com), under Terms of Use

Counterfeiting of semiconductor parts is a growing problem in the industry. All manufacturers of semiconductor products are experiencing counterfeiting of their parts. Customers who inadvertently purchase counterfeit parts experience many problems such as loss of brand reputation, substandard performance, failed applications, and increased cost of production and manufacturing delays. Fairchild is taking strong measures to protect ourselves and our customers from the proliferation of counterfeit parts. Fairchild strongly encourages customers to purchase Fairchild parts either directly from Fairchild or from Authorized Fairchild Distributors who are listed by country on our web page cited above. Products customers buy either from Fairchild directly or from Authorized Fairchild Distributors are genuine parts, have full traceability, meet Fairchild's quality standards for handling and storage and provide access to Fairchild's full range of up-to-date technical and product information. Fairchild and our Authorized Distributors will stand behind all warranties and will appropriately address any warranty issues that may arise. Fairchild will not provide any warranty coverage or other assistance for parts bought from Unauthorized Sources. Fairchild is committed to combat this global problem and encourage our customers to do their part in stopping this practice by buying direct or from authorized distributors.

**PRODUCT STATUS DEFINITIONS**

**Definition of Terms**

Datasheet Identification	Product Status	Definition
Advance Information	Formative / In Design	Datasheet contains the design specifications for product development. Specifications may change in any manner without notice.
Preliminary	First Production	Datasheet contains preliminary data; supplementary data will be published at a later date. Fairchild Semiconductor reserves the right to make changes at any time without notice to improve design.
No Identification Needed	Full Production	Datasheet contains final specifications. Fairchild Semiconductor reserves the right to make changes at any time without notice to improve the design.
Obsolete	Not In Production	Datasheet contains specifications on a product that is discontinued by Fairchild Semiconductor. The datasheet is for reference information only.

Rev. I77