Supply Module 24 V DC / 24 V AC / 230 V AC / 120 V AC

with fuse carrier

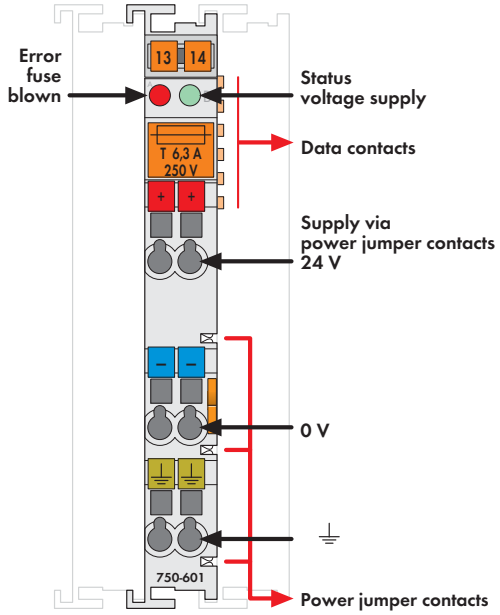

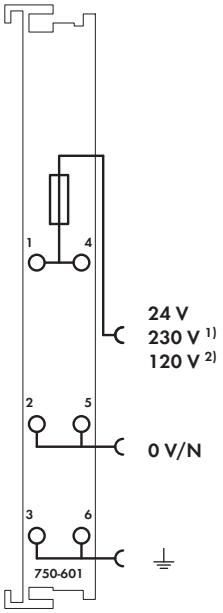

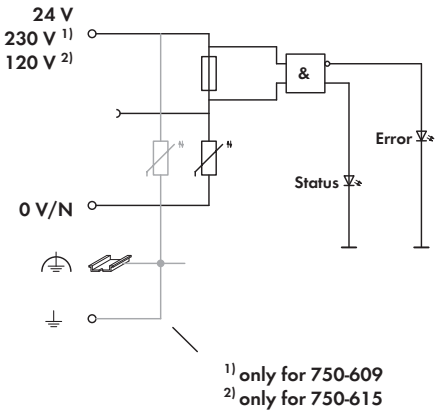

Delivered without miniature WSB markers

The supply module provides field side power through the power jumper contacts.

Maximum available supply current to all connected modules is 6.3A. Should higher currents be necessary, intermediate supply modules must be added to the assembly. Supply modules may also be used to change the supply voltage to certain I/O modules within the assembly - on one fieldbus.

This module is fuse-protected (size 5 x 20mm). The fuse can be changed quickly, with ease, from the retractable fuse carrier.

A blown fuse is indicated by an LED.

Description	Item No.	Pack. Unit
24V DC Power Supply/Fuse	**750-601**	1
230V AC Power Supply/Fuse	**750-609**	1
120V AC Power Supply/Fuse	**750-615**	1
24V AC Power Supply/Fuse	**750-617**	1

Accessories		Item No.	Pack. Unit
Miniature WSB Quick marking system			
	plain	**248-501**	5
	with marking	see Section 11	

Approvals

Conformity marking	CE
Korea Certification	(750-609, -615, -617)
Marine applications	ABS, BV, DNV, GL, KR, LR, NKK, PRS, RINA
	(750-601, -609)
UL 508	
ANSI/ISA 12.12.01	Class I, Div. 2, Grp. ABCD, T4[1]
TÜV 07 ATEX 554086 X	I M2 Ex d I Mb,
	II 3 G Ex nA IIC T4 Gc,
	II 3 D Ex tc IIIC T135°C Dc[1]
Permissible ambient temperature	0 °C ... +60 °C
IECEx TUN 09.0001 X	Ex d I Mb,
	Ex nA IIC T4 Gc,
	Ex tc IIIC T135°C Dc[1]
Permissible ambient temperature	0 °C ... +60 °C

[1] Does not apply to 750-617

Technical Data

Voltage via power jumper contacts (max.)	24 V DC (750-601)
	230 V AC (750-609)
	120 V AC (750-615)
	24 VAC (750-617)
Current via power jumper contacts (max.)	6.3 A DC
Fuse	5 x 20; T 6.3 A (Fuse not included.
	Use UL recognized fuses only!)
Wire connection	CAGE CLAMP®
Cross sections	0.08 mm² ... 2.5 mm² / AWG 28 ... 14
Strip lengths	8 ... 9 mm / 0.33 in
Width	12 mm
Weight	56 g
EMC immunity of interference	acc. to EN 61000-6-2, marine applications
EMC emission of interference	acc. to EN 61000-6-4, marine applications