

Printview: Double-deck terminal block; 4-conductor through terminal block; L; without marker carrier; gray housing; internal commoning; conductor entry with violet marking; suitable for Ex e II applications - Item No.: 2002-2208

WAGO® online catalog / eShop

Double-deck terminal block; 4-conductor through terminal block; L; without marker carrier; gray housing; internal commoning; conductor entry with violet marking; suitable for Ex e II applications

Item No.: 2002-2208



Double-deck terminal block; 4-conductor through terminal block; L; without marker carrier; gray housing; internal commoning; conductor entry with violet marking; suitable for Ex e II applications

Marking

RoHS ✓
Compliant

Business data

Supplier	WAGO
Item no.	2002-2208
GTIN / EAN	4044918691109
Content	1
Order amount	50
Customer item number	

Notes

Technical data

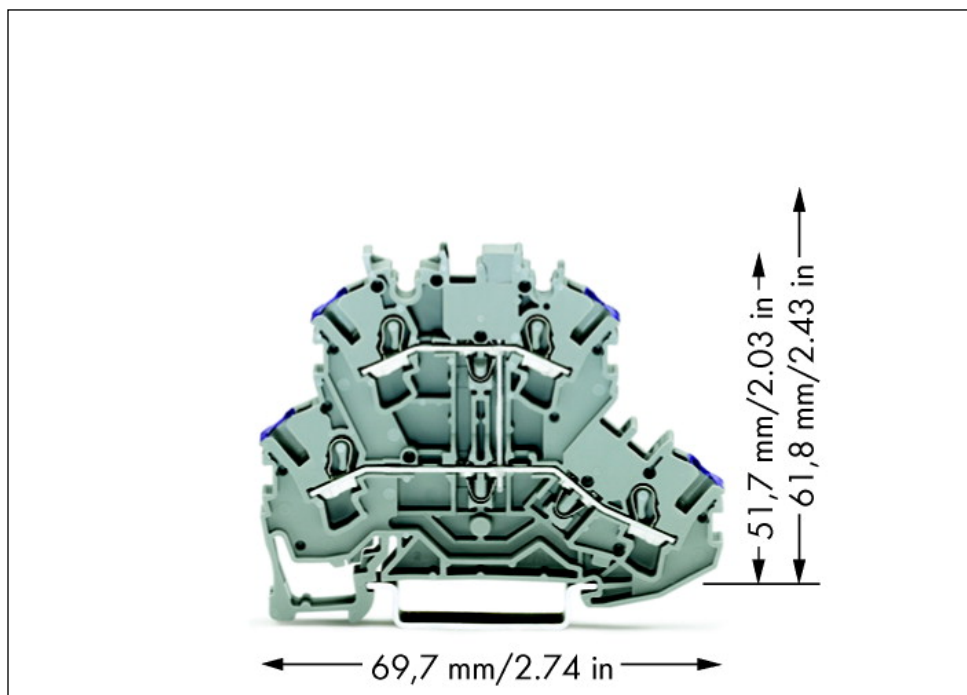

Miscellaneous

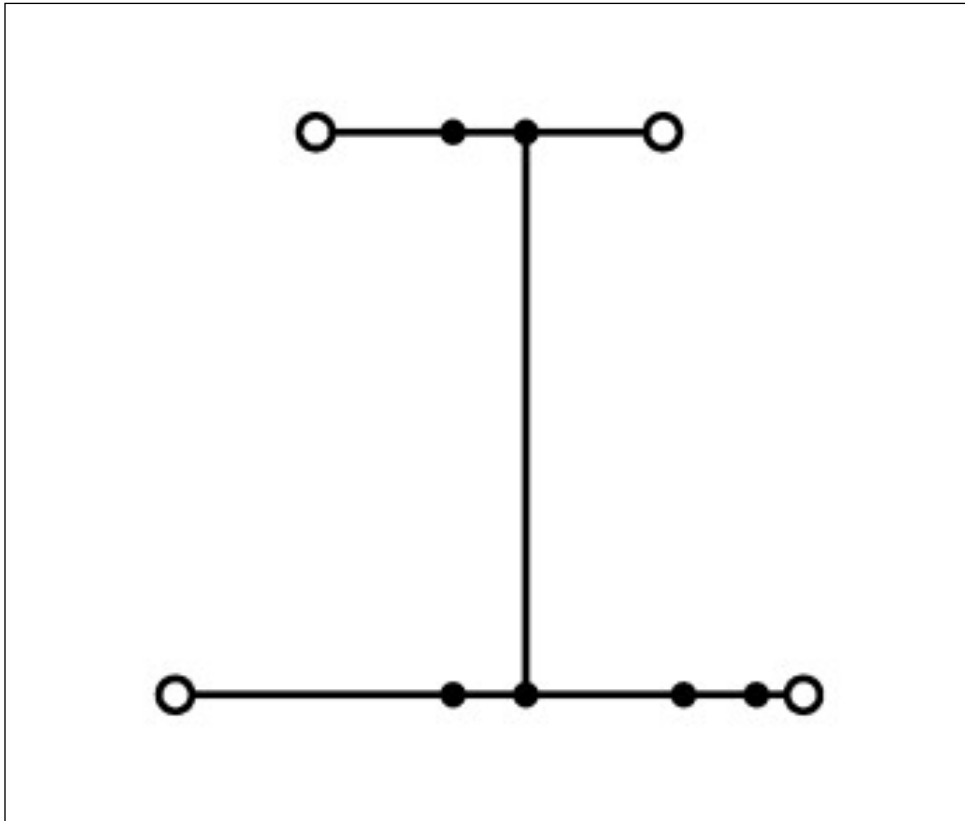
Total number of connection points	4
Total number of potentials	1
Potentialkennzeichnung	L
Number of levels	2
Color	gray
Ratings according to 1	IEC/EN 60947-7-1
Pollution degree (1)	3
Rated voltage EN (1) [V]	500 [V]

Printview: Double-deck terminal block; 4-conductor through terminal block; L; without marker carrier; gray housing; internal commoning; conductor entry with violet marking; suitable for Ex e II applications - Item No.: 2002-2208

Technical data	
<i>Rated surge voltage (1) [kV]</i>	<i>6 [kV]</i>
<i>Nominal current [A]</i>	<i>24 [A]</i>
<i>Nominal current (2) [A]</i>	<i>28 [A]</i>
<i>Rated voltage EN (Ex e II) [V]</i>	<i>440 [V]</i>
<i>Nominal current (Ex e II) [A]</i>	<i>20 [A]</i>
<i>Nominal current (Ex e II) with jumper [A]</i>	<i>18 [A]</i>
<i>Connection technology (1)</i>	<i>Push-in CAGE CLAMP®</i>
<i>Nominal cross section 1</i>	<i>2.5 mm²</i>
<i>Solid sizes 1</i>	<i>0.25 ... 4 mm² / 22 ... 12 AWG</i>
<i>solid, directly pluggable 1</i>	<i>0.75 ... 4 mm² / 18 ... 12 AWG</i>
<i>Fine-stranded wires 1</i>	<i>0.25 ... 4 mm² / 22 ... 12 AWG</i>
<i>min. fine-stranded with insulated ferrule, push-in terminati</i>	<i>0.75 mm² / 18 AWG</i>
<i>Strip length 1</i>	<i>10 ... 12 mm / 0.39 ... 0.47 in</i>
<i>Type of wiring</i>	<i>Front-entry wiring</i>
<i>Design</i>	<i>horizontal</i>
<i>Marking level</i>	<i>Center/Side marking</i>
<i>Insulating material</i>	<i>Polyamide 66 (PA 66)</i>
<i>Fire load [MJ]</i>	<i>0.209 [MJ]</i>
<i>Weight [g]</i>	<i>10.716 [g]</i>
<i>Width</i>	<i>5.2 mm / 0.205 in</i>
<i>Height from upper-edge of DIN-rail [mm]</i>	<i>51.7 [mm]</i>
<i>Height from upper-edge of DIN-rail</i>	<i>51.7 mm / 2.035 in</i>
<i>Length</i>	<i>69.7 mm / 2.744 in</i>
<i>Type of mounting</i>	<i>DIN 35 rail</i>

Images & drawings





Address

WAGO Kontakttechnik GmbH & Co. KG

Hansastr. 27

32423 Minden

Telefon: 0571/887-0

Fax: 0571/887-169

<http://www.wago.com>

© WAGO Kontakttechnik GmbH & Co. KG

Technische Änderungen und Irrtümer vorbehalten.