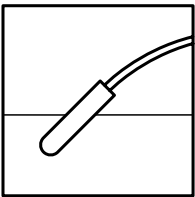


Float switch



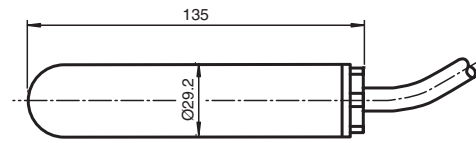
LFL2-**-U



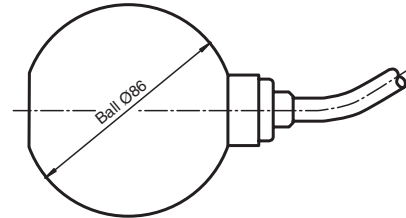
Features

- Switching element: microswitch, **mercury-free**
- Limit value detection for fluids
- Sleeve design: small diameter, mounting through G1 tap hole possible
- Ball design: high buoyancy

Dimensions



Sleeve design LFL2-CK-U



Ball design LFL2-BK-U

Function

The microswitch (change-over) is integrated in a PP float and is activated in the event of deviations from the horizontal position. The switching ball in the float, which moves along an axis, activates the microswitch.

Electrical connection

Cable colours	=	when potential-free
black-brown	=	contact open
black-blue	=	contact closed

Application	
Description	microswitch with switching ball, change-over contact
Function and system design	
Equipment architecture	This device may be used with any sequential circuit, as long as the circuit can support the electrical circuit values of the switching elements.
Auxiliary energy	
Supply voltage	max. 250 V AC, 150 V DC
Current consumption	max. 3 (1) A
Operating conditions	
Mounting conditions	
Installation instructions	<p>range of application and minimum length between mounting and float:</p> <ul style="list-style-type: none"> - PVC version: ≥ 50 mm (2 in), preferred for water, waste water, slightly aggressive liquids - PUR version: ≥ 100 mm (4 in), preferred for fuels, heating oils, oily fluids - CSM/CM version: ≥ 100 mm (4 in), preferred for many acids and lyes <p>mounting:</p> <ul style="list-style-type: none"> - The float switch is mounted either from sideways through a cable gland ≥ G1A into the vessel or - by means of a counter weight or rods (e. g. float switch assembly) from the top. - The pivot of the cable should always be horizontal.
Process conditions	
Process temperature	<p>PVC version: 5 ... 70 °C (278 ... 343 K)</p> <p>PUR version: 5 ... 70 °C (278 ... 343 K)</p> <p>CSM/CM version: -20 ... 90 °C (253 ... 363 K)</p>
Process pressure (static pressure)	<p>sleeve design: ≤ 3 bar at 20 °C (293 K)</p> <p>ball design: ≤ 2 bar at 20 °C (293 K)</p>
Density	<p>sleeve design: ≥ 0.8 g/cm³</p> <p>ball design: ≥ 0.6 g/cm³</p>
Mechanical specifications	
Protection degree	IP68
Mechanical construction	
Versions	<p>sleeve design: LFL2-CK-U-PVC3, LFL2-CK-U-PUR3, LFL2-CK-U-CSM3</p> <p>ball design: LFL2-BK-U-PVC3, LFL2-BK-U-PUR3, LFL2-BK-U-CSM3</p>
Material	<p>float: PP (Polypropylene)</p> <p>cable:</p> <ul style="list-style-type: none"> - PVC version: PVC cable, highly flexible (3 x 0.75 mm²) - PUR version: PUR cable, highly flexible (3 x 0.50 mm²) - CSM/CM version: CSM/CM cable (chlorinated polyethylene, (3 x 0.75 mm²))
Switching point	switch angle: upper switching point +25° (± 10°), lower switching point -14° (± 6°), measured against the horizontal
General information	
Directive conformity	
Directive 73/23/EEC (Low Voltage Directive)	EN 50178
Directive 89/336/EC (EMC)	EN 60947-5-2, EN 60947-5-2 A1
Conformity	
Protection degree	EN 60529
Supplementary information	Statement of Conformity, Declaration of Conformity and instructions have to be observed. For information see www.pepperl-fuchs.com .

Accessories

- LFL-Z231, counter nut, G1A, PVC
- LFL-Z32, counter weight, grey cast iron with plastic coating (Polycarbonate)
- LFL-Z33, counter weight, grey cast iron with ECTFE coating (Halar)



- LFL-Z131, cable gland G1A, PVC
- LFL-Z132, cable gland G1A, brass
- LFL-Z161, cable gland G2A, PVC
- LFL-Z431, cable gland 1 NPT, PVC
- LFL-Z432, cable gland 1 NPT, brass
- LFL-Z461, cable gland 2 NPT, PVC

Type code/model number

