



Main

Range of product	Zelio Relay
Product or component type	Socket
Contact terminal arrangement	Separate
Product compatibility	Plug-in relay RXM (4 C/O) Plug-in relay RXM (2 C/O)
Shape of pin	Flat
Device short name	RXZ
Sale per indivisible quantity	10

Complementary

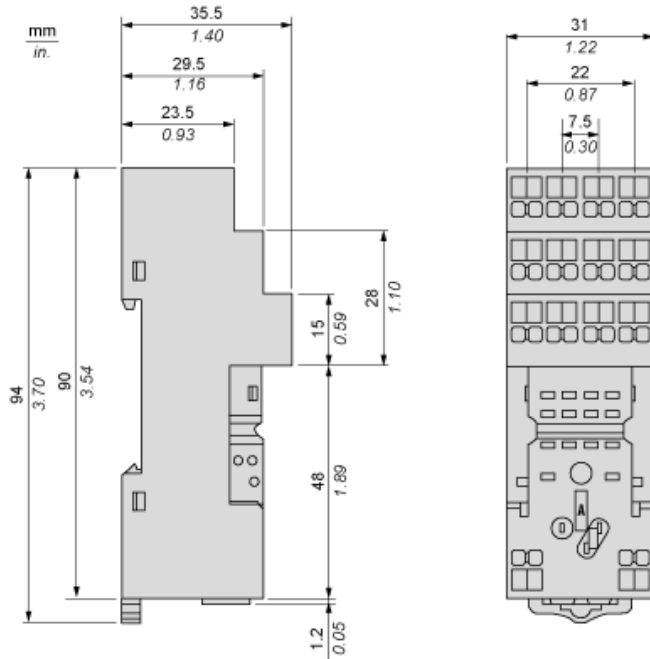
[Ith] conventional free air thermal current	6 A , 4 C/O relays 12 A , 2 C/O relays
[Ue] rated operational voltage	< 250 V AC
Fixing mode	Clip-on 35 mm symmetrical DIN rail
Marking	CE
Width	31 mm
Product weight	0.073 kg

Environment

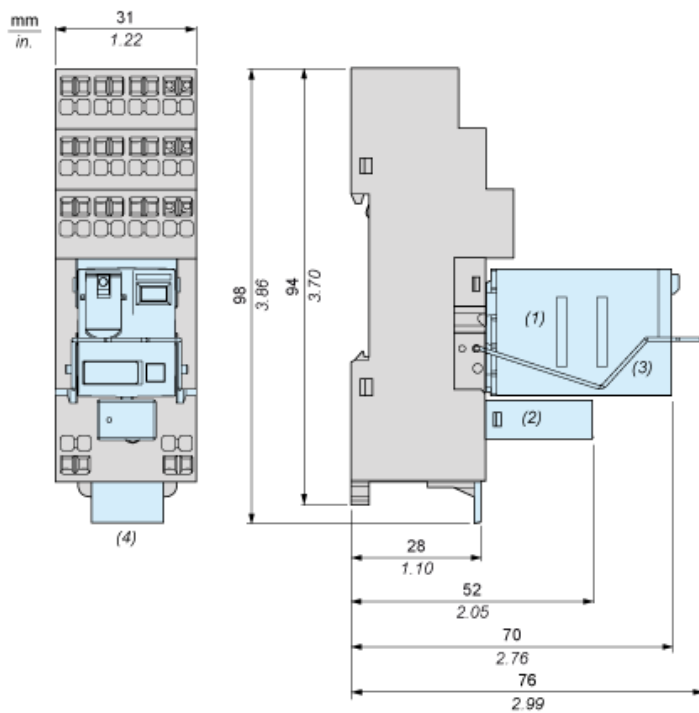
Connections - terminals	Spring clamp terminals (push 'n stay), solid cable without cable end 1 x 0.5...1 x 1.5 mm ² /AWG 20...AWG 16 Spring clamp terminals (push 'n stay), flexible cable with cable end 1 x 0.5...1 x 1.5 mm ² /AWG 20...AWG 16
Standards	IEC 61984
Product certifications	CSA GOST UL Lloyd's
Ambient air temperature for storage	-40...85 °C
Ambient air temperature for operation	-40...55 °C
IP degree of protection	IP20 conforming to EN/IEC 60529
Dielectric strength	2500 V

The information provided in this documentation contains general descriptions and/or technical characteristics of the performance of the products contained herein. This documentation is not intended as a substitute for and is not to be used for determining suitability or reliability of these products for specific user applications. It is the duty of any such user or integrator to perform the appropriate and complete risk analysis, evaluation and testing of the products with respect to the relevant specific application or use thereof. Neither Schneider Electric Industries SAS nor any of its affiliates or subsidiaries shall be responsible or liable for misuse of the information contained herein.

Socket Only

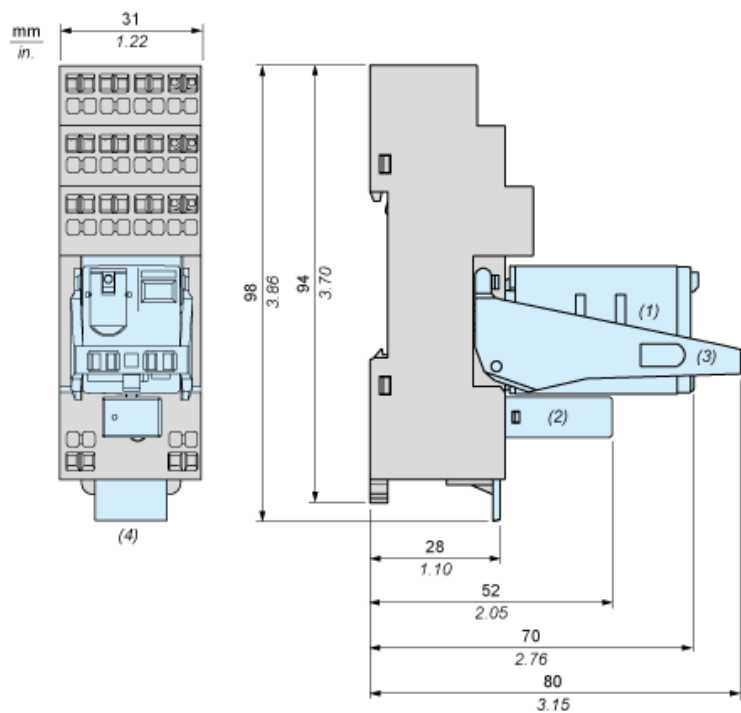


Socket with Relay and Metal Maintaining Clamp



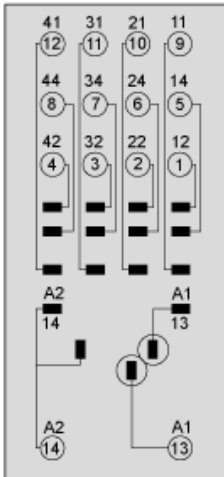
- (1) Relay
- (2) Protection module
- (3) Maintaining clamp
- (4) Legend

Socket with Relay and Plastic Maintaining Clamp



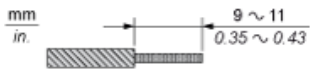
- (1) Relay
- (2) Protection module
- (3) Maintaining clamp
- (4) Legend

Wiring Diagram

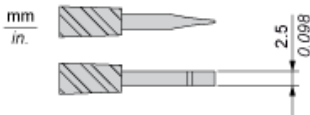


Wiring Recommendations

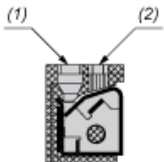
Exposed Conductor Length



Flat-Blade, Parallel-tip, 2.5 mm diameter



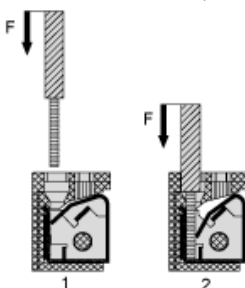
Cable Hole and Tool Hole



- (1) Cable Hole
- (2) Tool Hole

Installation and Uninstallation

Installation : Push In (Insert cable)



Uninstallation : Pull Out (Remove cable)

