

Base strip - MCV 1,5/ 5-GF-3,81 - 1830622

Please be informed that the data shown in this PDF Document is generated from our Online Catalog. Please find the complete data in the user's documentation. Our General Terms of Use for Downloads are valid (<http://phoenixcontact.com/download>)

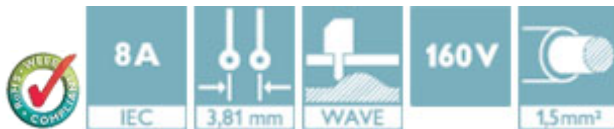
Header, Nominal current: 8 A, Rated voltage (III/2): 160 V, Number of positions: 5, Pitch: 3.81 mm, Color: green, Contact surface: Tin, Mounting: Wave soldering




The figure shows a 10-position version of the product

Why buy this product

- Versions with engagement noses for locking plugs with self-locking flanges
- Low-profile pin strips with compact pitches



Key Commercial Data

Packing unit	250 pc
GTIN	 4 017918 051273
Weight per Piece (excluding packing)	2.44 g
Custom tariff number	85366990
Country of origin	Germany

Technical data

Dimensions

Length	7.25 mm
Pitch	3.81 mm
Dimension a	15.24 mm
Constructional height	10 mm
Length of the solder pin	3.4 mm
Pin dimensions	0,8 x 0,8 mm
Hole diameter	1.2 mm

General

Range of articles	MCV 1,5/...-GF
Insulating material group	IIIa

Base strip - MCV 1,5/ 5-GF-3,81 - 1830622

Technical data

General

Rated surge voltage (III/3)	2.5 kV
Rated surge voltage (III/2)	2.5 kV
Rated surge voltage (II/2)	2.5 kV
Rated voltage (III/3)	160 V
Rated voltage (III/2)	160 V
Rated voltage (II/2)	250 V
Connection in acc. with standard	EN-VDE
Nominal current I_N	8 A
Maximum load current	8 A
Insulating material	PBT
Flammability rating according to UL 94	V0
Color	green
Number of positions	5

Standards and Regulations

Connection in acc. with standard	EN-VDE
	CSA
Flammability rating according to UL 94	V0

Classifications

eCl@ss

eCl@ss 4.0	272607xx
eCl@ss 4.1	27260701
eCl@ss 5.0	27260701
eCl@ss 5.1	27260701
eCl@ss 6.0	27260704
eCl@ss 7.0	27440402
eCl@ss 8.0	27440402
eCl@ss 9.0	27440402

ETIM

ETIM 3.0	EC001121
ETIM 4.0	EC002637
ETIM 5.0	EC002637

UNSPSC

UNSPSC 6.01	30211810
UNSPSC 7.0901	39121409
UNSPSC 11	39121409
UNSPSC 12.01	39121409
UNSPSC 13.2	39121409

Base strip - MCV 1,5/ 5-GF-3,81 - 1830622

Approvals

Approvals

Approvals

CSA / VDE Gutachten mit Fertigungsüberwachung / IECEx CB Scheme / CCA / EAC / cULus Recognized

Ex Approvals

Approvals submitted

Approval details

CSA		
	B	D
Nominal current IN	8 A	8 A
Nominal voltage UN	300 V	300 V

VDE Gutachten mit Fertigungsüberwachung	
Nominal current IN	8 A
Nominal voltage UN	160 V

IECEE CB Scheme	
Nominal current IN	8 A
Nominal voltage UN	160 V

CCA	
Nominal current IN	8 A
Nominal voltage UN	160 V

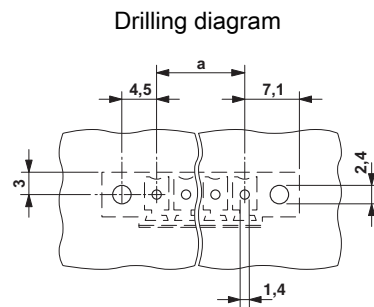
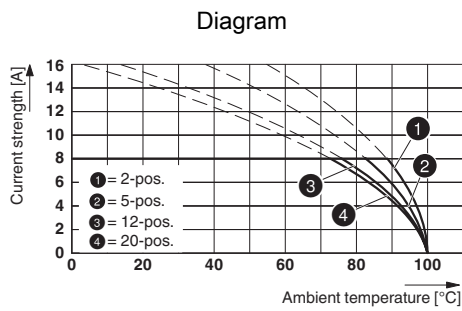
EAC	
-----	--

Base strip - MCV 1,5/ 5-GF-3,81 - 1830622

Approvals

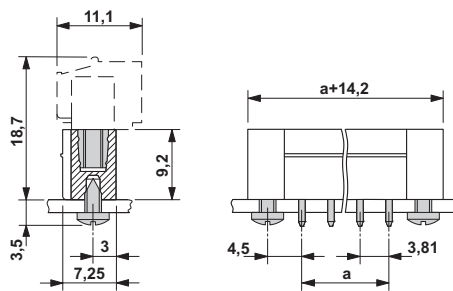
cULus Recognized		
	B	D
Nominal current I _N	8 A	8 A
Nominal voltage U _N	300 V	300 V

Drawings



Type: MC 1,5/...-STF-3,81 with MCV 1,5/...-GF-3,81

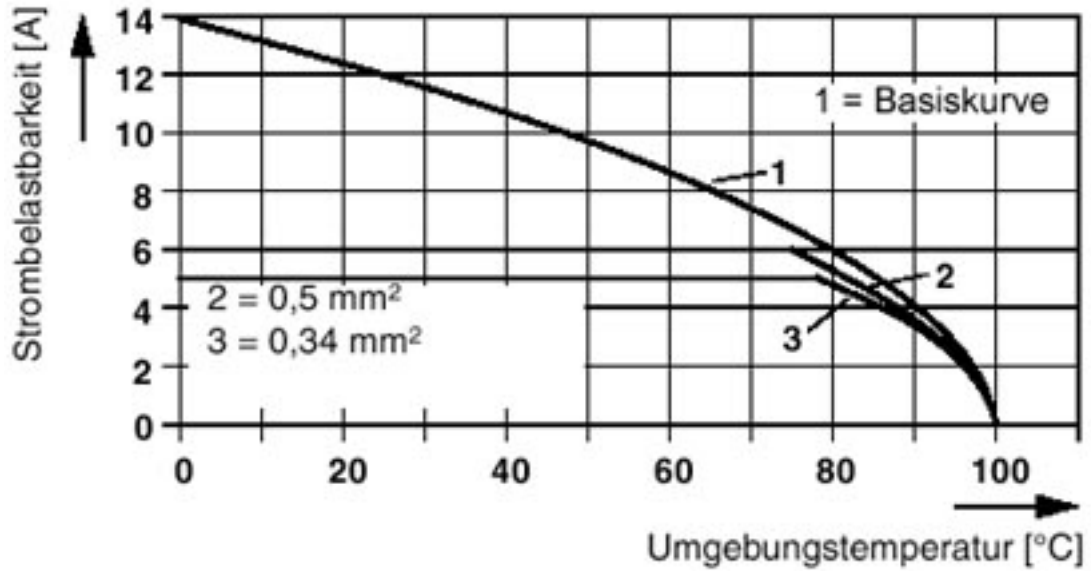
Dimensional drawing



Base strip - MCV 1,5/ 5-GF-3,81 - 1830622

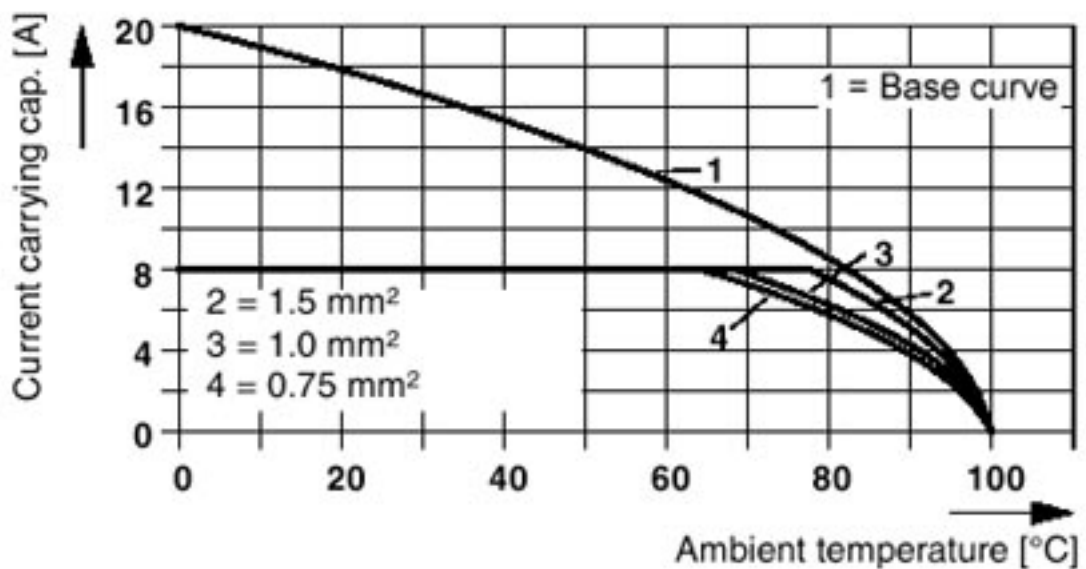
Diagram

Steckerteil: QC 0,5/5-ST(F)-3,81
Grundgehäuse: MC(V) 1,5/5-G(F)-3,81



Diagram

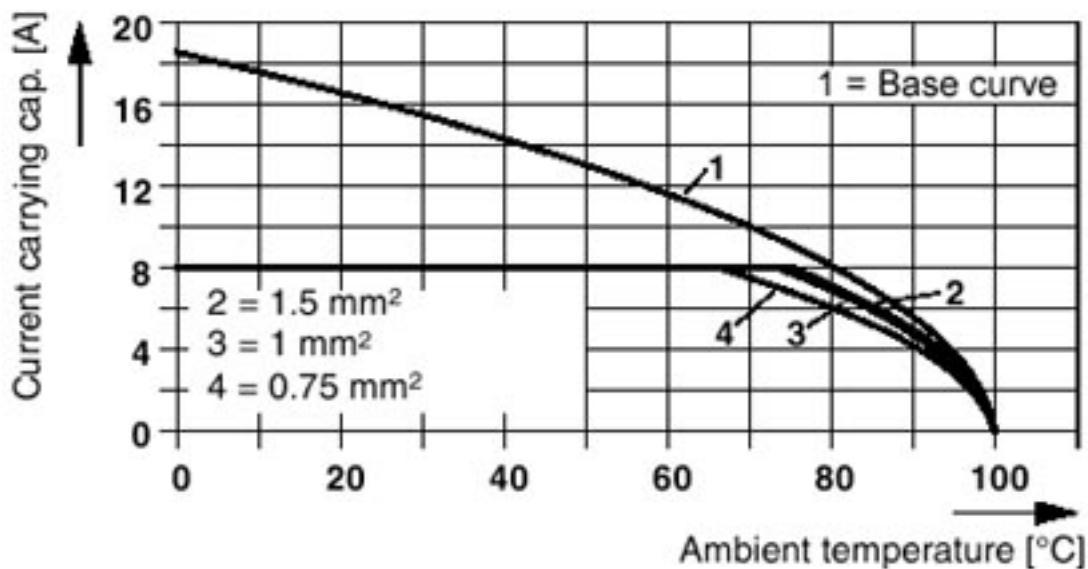
Plug: MC 1,5/5-ST(F)-3,81(3,5)
Header: MC(V) 1,5/5-G(F)-3,81(3,5)



Base strip - MCV 1,5/ 5-GF-3,81 - 1830622

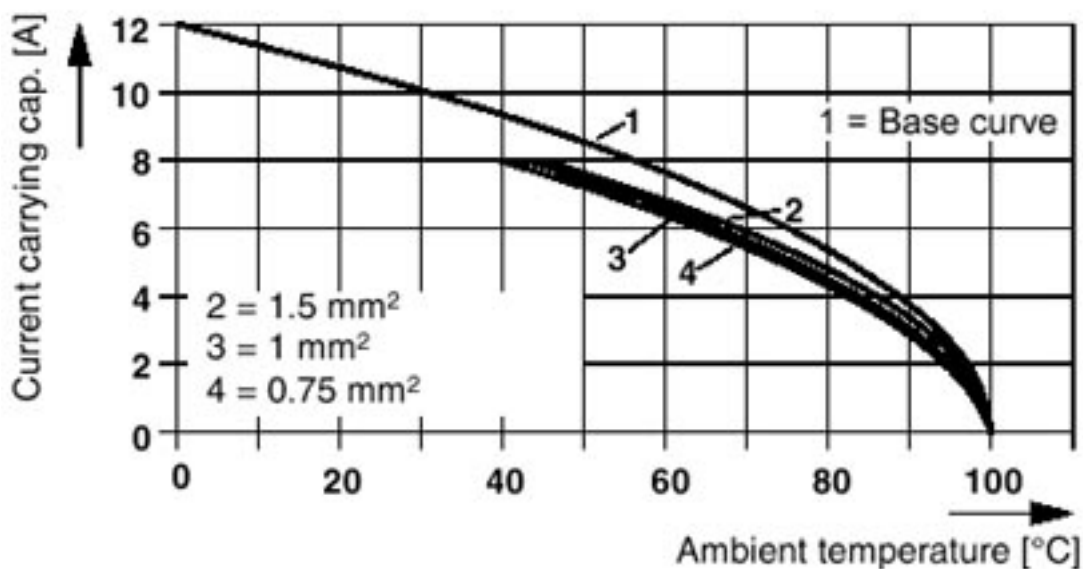
Diagram

Plug: FRONT-MC 1,5/5-ST(F)-3,81(3,5)
 Header: MC(V) 1,5/5-G(F)-3,81(3,5)



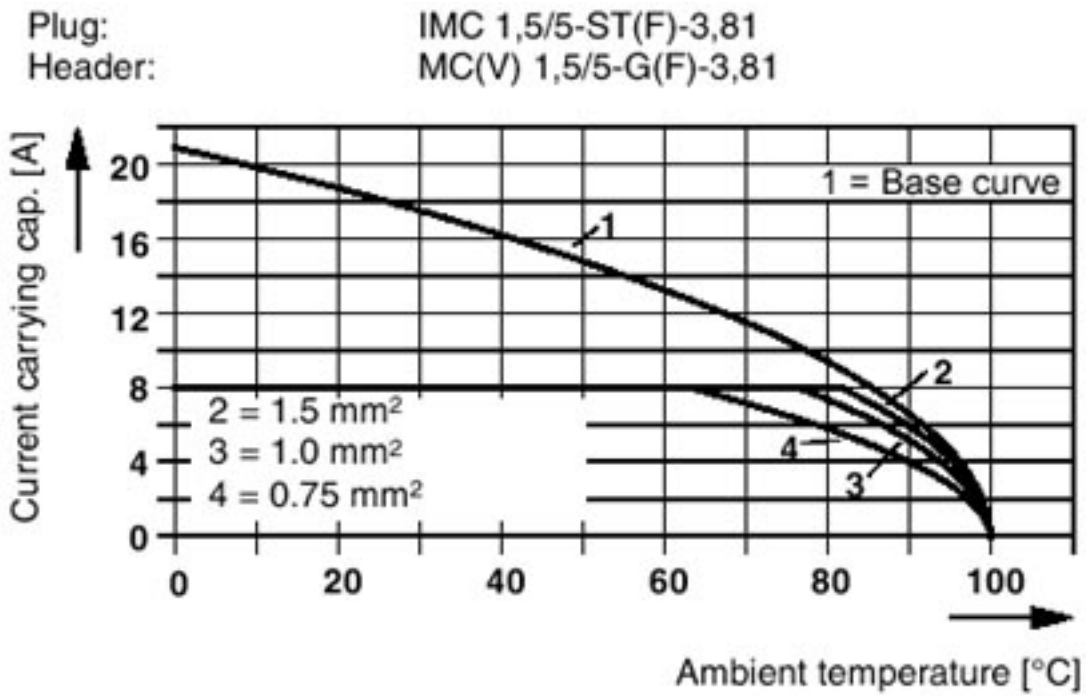
Diagram

Plug: MCVR(W) 1,5/5-ST(F)-3,81(3,5)
 Header: MC(V) 1,5/5-G(F)-3,81(3,5)

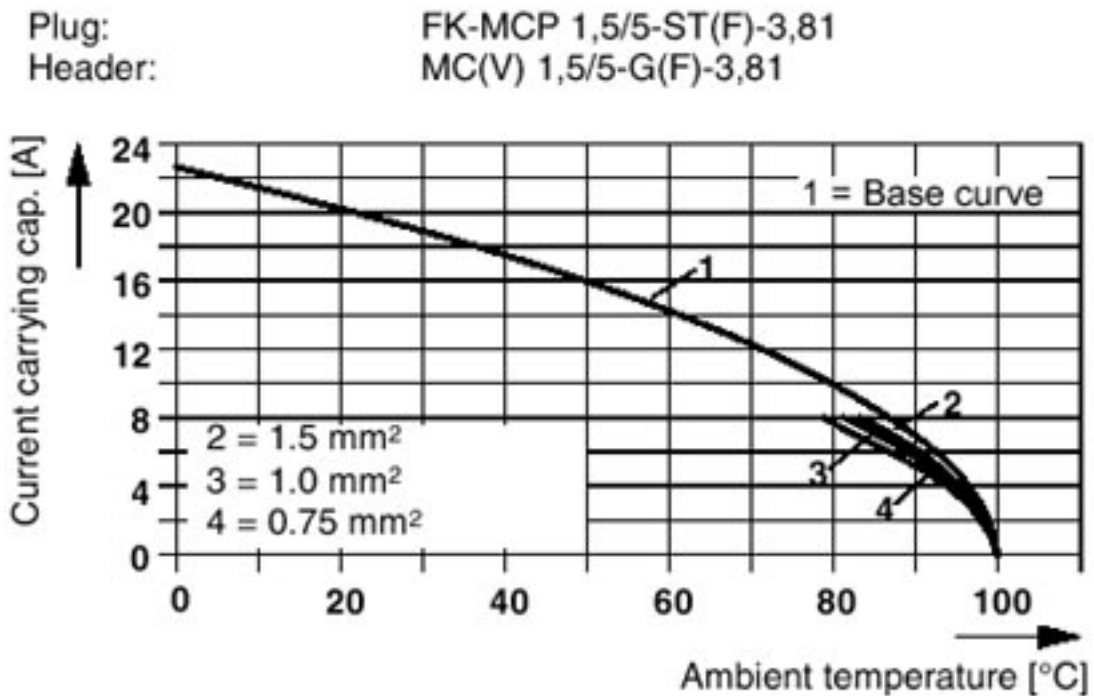


Base strip - MCV 1,5/ 5-GF-3,81 - 1830622

Diagram



Diagram



Base strip - MCV 1,5/ 5-GF-3,81 - 1830622

Diagram

