


## Base strip - MCD 1,5/ 6-G1-3,81 - 1843114

Please be informed that the data shown in this PDF Document is generated from our Online Catalog. Please find the complete data in the user's documentation. Our General Terms of Use for Downloads are valid (<http://phoenixcontact.com/download>)



Header, Nominal current: 8 A, Rated voltage (III/2): 160 V, Number of positions: 6, Pitch: 3.81 mm, Color: green, Contact surface: Tin, Mounting: Wave soldering, In combination with MCV plug components, both an MCVW and an MCVR plug must be used.


The figure shows a 10-pos. version with 20 contacts

### Why buy this product

- Without offset levels, for flush installation on the front of devices
- Plug-in direction parallel to the PCB
- Low-profile double-level pin strips with high contact density



### Key Commercial Data

Packing unit	50 pc
GTIN	 4 017918 112301
Weight per Piece (excluding packing)	6.92 g
Custom tariff number	85366990
Country of origin	Germany

### Technical data

#### Dimensions

Length	21.9 mm
Pitch	3.81 mm
Dimension a	19.05 mm
Width	24.25 mm
Constructional height	22.7 mm
Height	26.2 mm
Length of the solder pin	3.5 mm
Pin dimensions	0,8 x 0,8 mm
Hole diameter	1.2 mm

# Base strip - MCD 1,5/ 6-G1-3,81 - 1843114

## Technical data

### General

Range of articles	MCD 1,5/...G1
Insulating material group	I
Rated surge voltage (III/3)	2.5 kV
Rated surge voltage (III/2)	2.5 kV
Rated surge voltage (II/2)	2.5 kV
Rated voltage (III/3)	160 V
Rated voltage (III/2)	160 V
Rated voltage (II/2)	320 V
Connection in acc. with standard	EN-VDE
Nominal current I <sub>N</sub>	8 A
Maximum load current	8 A
Insulating material	PA
Flammability rating according to UL 94	V0
Color	green
Number of positions	6

### Standards and Regulations

Connection in acc. with standard	EN-VDE
	CSA
Flammability rating according to UL 94	V0

## Classifications

### eCl@ss

eCl@ss 4.0	272607xx
eCl@ss 4.1	27260701
eCl@ss 5.0	27260701
eCl@ss 5.1	27260701
eCl@ss 6.0	27260704
eCl@ss 7.0	27440402
eCl@ss 8.0	27440402
eCl@ss 9.0	27440402

### ETIM

ETIM 3.0	EC001121
ETIM 4.0	EC002637
ETIM 5.0	EC002637

### UNSPSC

UNSPSC 6.01	30211810
UNSPSC 7.0901	39121409
UNSPSC 11	39121409

# Base strip - MCD 1,5/ 6-G1-3,81 - 1843114

## Classifications

### UNSPSC

UNSPSC 12.01	39121409
UNSPSC 13.2	39121409

## Approvals

### Approvals


#### Approvals


CSA / VDE Gutachten mit Fertigungsüberwachung / IECCEB Scheme / cUL Recognized / CCA / EAC / cULus Recognized


#### Ex Approvals

#### Approvals submitted

### Approval details

CSA 		
	B	D
Nominal current IN	8 A	8 A
Nominal voltage UN	300 V	300 V

VDE Gutachten mit Fertigungsüberwachung 	
Nominal current IN	8 A
Nominal voltage UN	160 V

IECCEB Scheme 	
Nominal current IN	8 A
Nominal voltage UN	160 V

# Base strip - MCD 1,5/ 6-G1-3,81 - 1843114

## Approvals

cUL Recognized		
	B	D
Nominal current I <sub>N</sub>	8 A	8 A
Nominal voltage U <sub>N</sub>	300 V	300 V

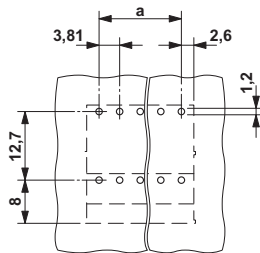
CCA	
Nominal current I <sub>N</sub>	8 A
Nominal voltage U <sub>N</sub>	160 V

EAC
-----

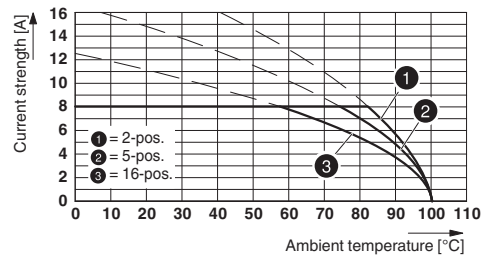
cULus Recognized		
	B	D
Nominal current I <sub>N</sub>	8 A	8 A
Nominal voltage U <sub>N</sub>	300 V	300 V

## Drawings

Drilling diagram



Diagram



Type: MC 1,5/...-ST-3,81 with MCD 1,5/...-G1-3,81

Dimensional drawing

