

Base strip - MSTBA 2,5/ 2-G-5,08 - 1757242

Please be informed that the data shown in this PDF Document is generated from our Online Catalog. Please find the complete data in the user's documentation. Our General Terms of Use for Downloads are valid (<http://phoenixcontact.com/download>)

Header, Nominal current: 12 A, Rated voltage (III/2): 320 V, Number of positions: 2, Pitch: 5.08 mm, Color: green, Contact surface: Tin, Mounting: Wave soldering




The figure shows a 10-position version of the product

Why buy this product

- Maximum flexibility when it comes to device design – one header for connectors with different connection technologies
- Well-known mounting principle allows worldwide use
- Plug-in direction parallel to the PCB
- Closed contour for optimum stability of the plug-in connection



Key Commercial Data

| | |
|--------------------------------------|---------------------------------------------------------------------------------------------------------|
| Packing unit | 250 pc |
| Minimum order quantity | 250 pc |
| GTIN |  4 017918 029777 |
| Weight per Piece (excluding packing) | 0.8 g |
| Custom tariff number | 85366990 |
| Country of origin | Germany |

Technical data

Dimensions

| | |
|--------------------------|----------|
| Length | 12 mm |
| Pitch | 5.08 mm |
| Dimension a | 5.08 mm |
| Width | 12.08 mm |
| Constructional height | 8.6 mm |
| Height | 12.1 mm |
| Length of the solder pin | 3.5 mm |
| Pin dimensions | 1 x 1 mm |

Base strip - MSTBA 2,5/ 2-G-5,08 - 1757242

Technical data

Dimensions

| | |
|---------------|--------|
| Hole diameter | 1.4 mm |
|---------------|--------|

General

| | |
|----------------------------------------|-----------------|
| Range of articles | MSTBA 2,5/...-G |
| Insulating material group | I |
| Rated surge voltage (III/3) | 4 kV |
| Rated surge voltage (III/2) | 4 kV |
| Rated surge voltage (II/2) | 4 kV |
| Rated voltage (III/3) | 250 V |
| Rated voltage (III/2) | 320 V |
| Rated voltage (II/2) | 400 V |
| Connection in acc. with standard | EN-VDE |
| Nominal current I _N | 12 A |
| Maximum load current | 12 A |
| Insulating material | PA |
| Flammability rating according to UL 94 | V0 |
| Color | green |
| Number of positions | 2 |

Standards and Regulations

| | |
|----------------------------------------|--------|
| Connection in acc. with standard | EN-VDE |
| | CSA |
| Flammability rating according to UL 94 | V0 |

Classifications

eCl@ss

| | |
|------------|----------|
| eCl@ss 4.0 | 272607xx |
| eCl@ss 4.1 | 27260701 |
| eCl@ss 5.0 | 27260701 |
| eCl@ss 5.1 | 27260701 |
| eCl@ss 6.0 | 27260704 |
| eCl@ss 7.0 | 27440402 |
| eCl@ss 8.0 | 27440402 |
| eCl@ss 9.0 | 27440402 |

ETIM

| | |
|----------|----------|
| ETIM 3.0 | EC001121 |
| ETIM 4.0 | EC002637 |
| ETIM 5.0 | EC002637 |

Base strip - MSTBA 2,5/ 2-G-5,08 - 1757242

Classifications

UNSPSC

| | |
|---------------|----------|
| UNSPSC 6.01 | 30211810 |
| UNSPSC 7.0901 | 39121409 |
| UNSPSC 11 | 39121409 |
| UNSPSC 12.01 | 39121409 |
| UNSPSC 13.2 | 39121409 |

Approvals

Approvals

Approvals

CSA / VDE Gutachten mit Fertigungsüberwachung / IECCE CB Scheme / EAC / cULus Recognized

Ex Approvals

Approvals submitted

Approval details

| | | |
|--------------------|-------|-------|
| CSA | | |
| | B | D |
| Nominal current IN | 15 A | 10 A |
| Nominal voltage UN | 300 V | 300 V |

| | |
|-----------------------------------------|-------|
| VDE Gutachten mit Fertigungsüberwachung | |
| Nominal current IN | 12 A |
| Nominal voltage UN | 250 V |

| | |
|--------------------|-------|
| IECEE CB Scheme | |
| Nominal current IN | 12 A |
| Nominal voltage UN | 250 V |

Base strip - MSTBA 2,5/ 2-G-5,08 - 1757242

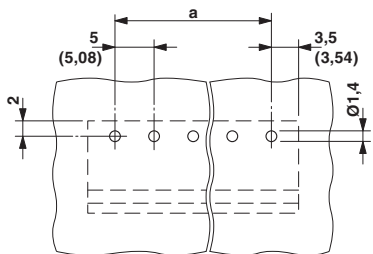
Approvals

| |
|-----|
| EAC |
|-----|

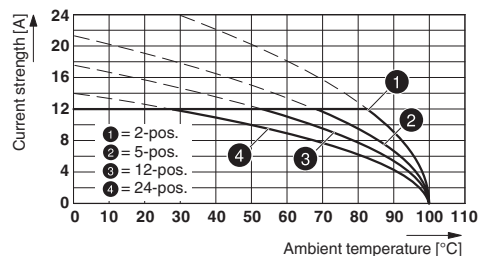
| | | |
|--------------------------------|-------|-------|
| cULus Recognized | | |
| | B | D |
| Nominal current I _N | 15 A | 10 A |
| Nominal voltage U _N | 300 V | 300 V |

Drawings

Drilling diagram

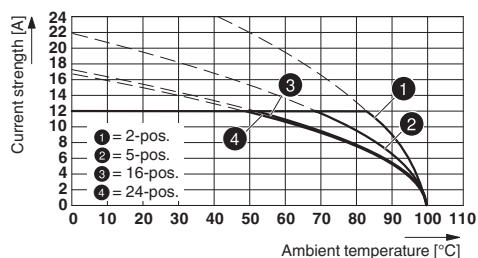


Diagram



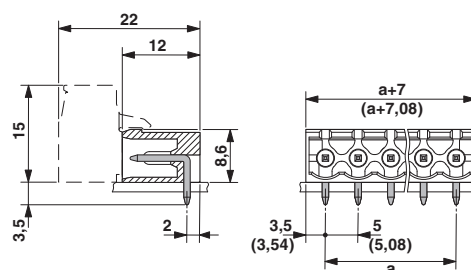
Type: ICV 2,5/..-G-5,08 with MSTBA 2,5/..-G-5,08

Diagram



Type: IC 2,5/..-G-5,08 with MSTBA 2,5/..-G-5,08

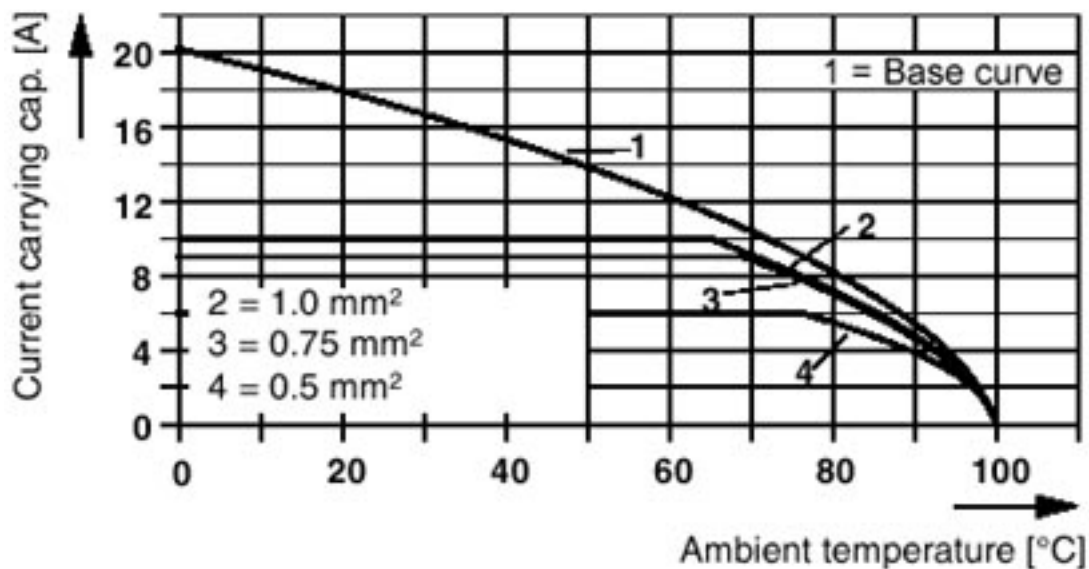
Dimensional drawing



Base strip - MSTBA 2,5/ 2-G-5,08 - 1757242

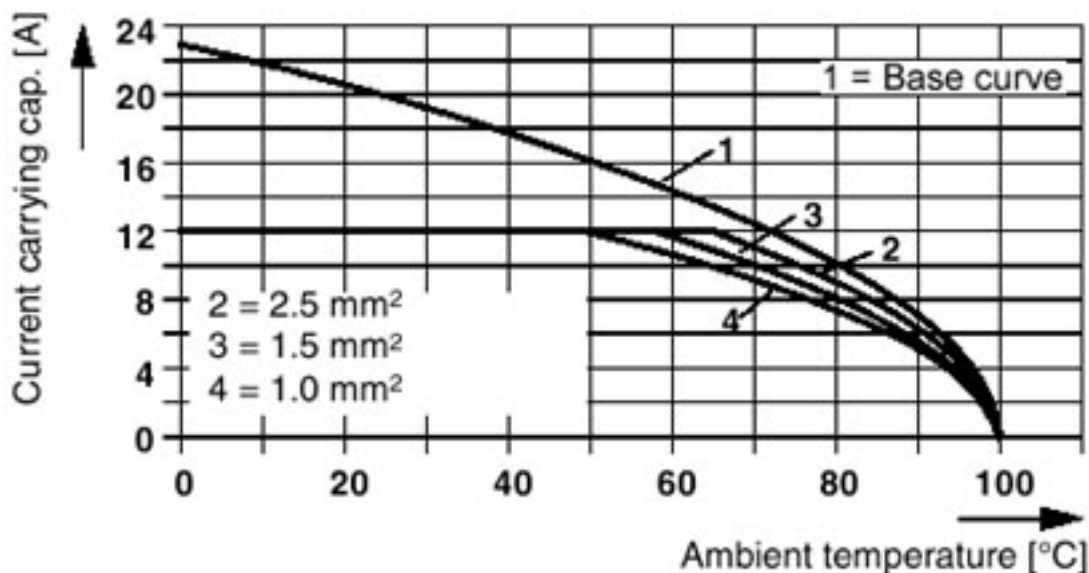
Diagram

Plug: QC 1/5-ST(F)-5,08
Header: MSTB(A) 2,5/5-G(F)-5,08



Diagram

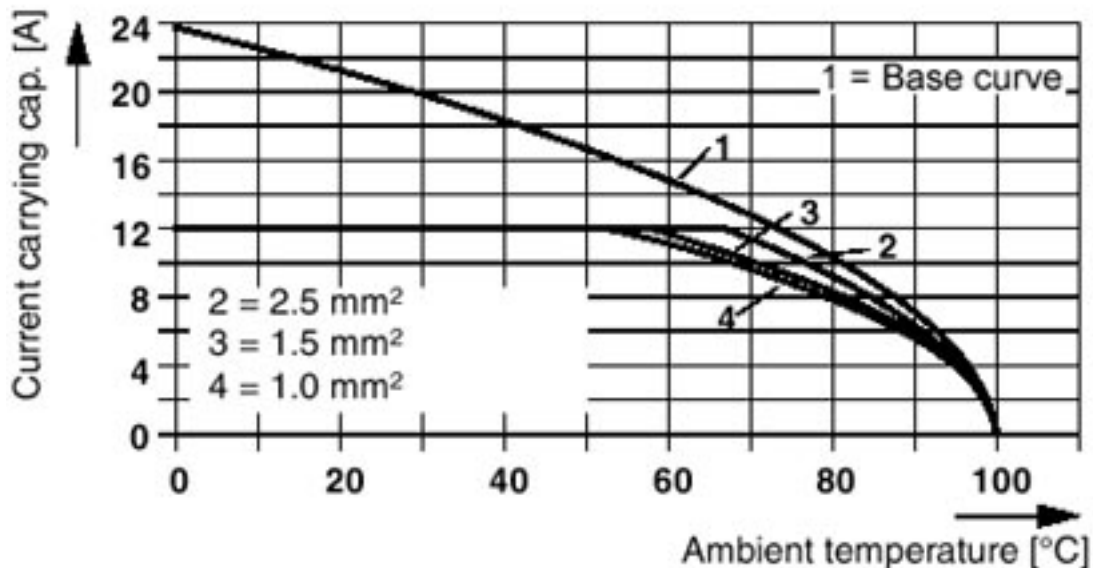
Plug: MSTBT 2,5/5-ST(F)-(-5,08)
Header: MSTB(A) 2,5/5-G(F)-(-5,08)



Base strip - MSTBA 2,5/ 2-G-5,08 - 1757242

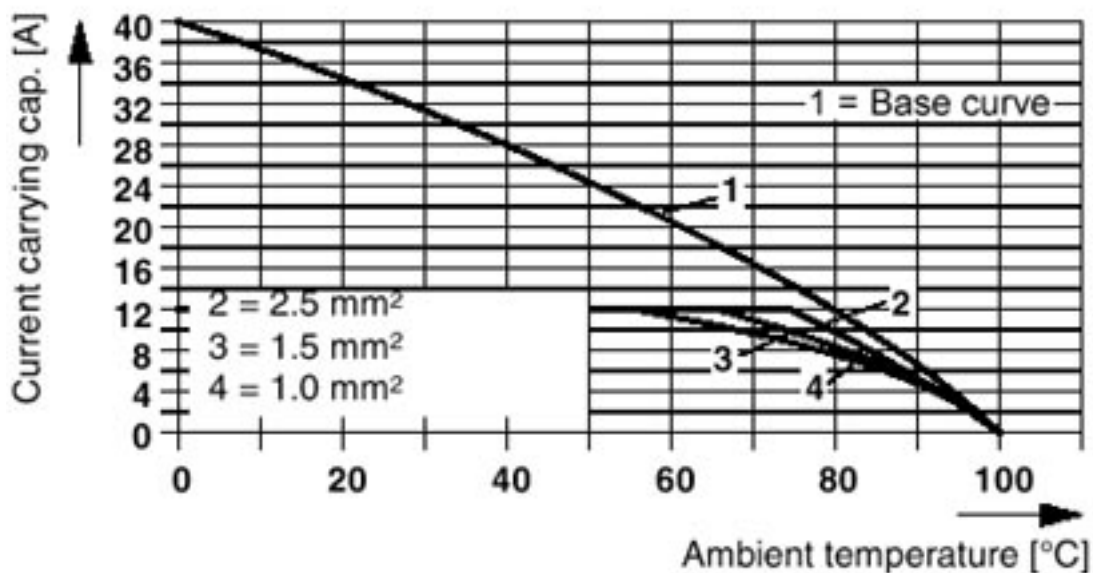
Diagram

Plug: SMSTB 2,5/5-ST(F)-(-5,08)
Header: MSTB(A) 2,5/5-G(F)-(-5,08)



Diagram

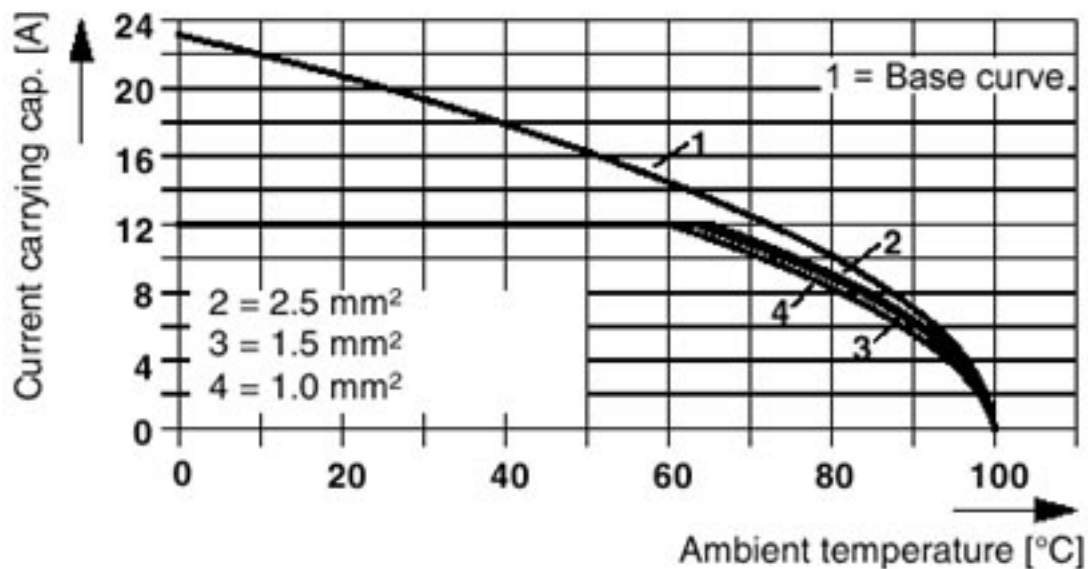
Plug: MVSTBR(W) 2,5/5-ST(F)-(-5,08)
Header: MSTB(A) 2,5/5-G(F)-(-5,08)



Base strip - MSTBA 2,5/ 2-G-5,08 - 1757242

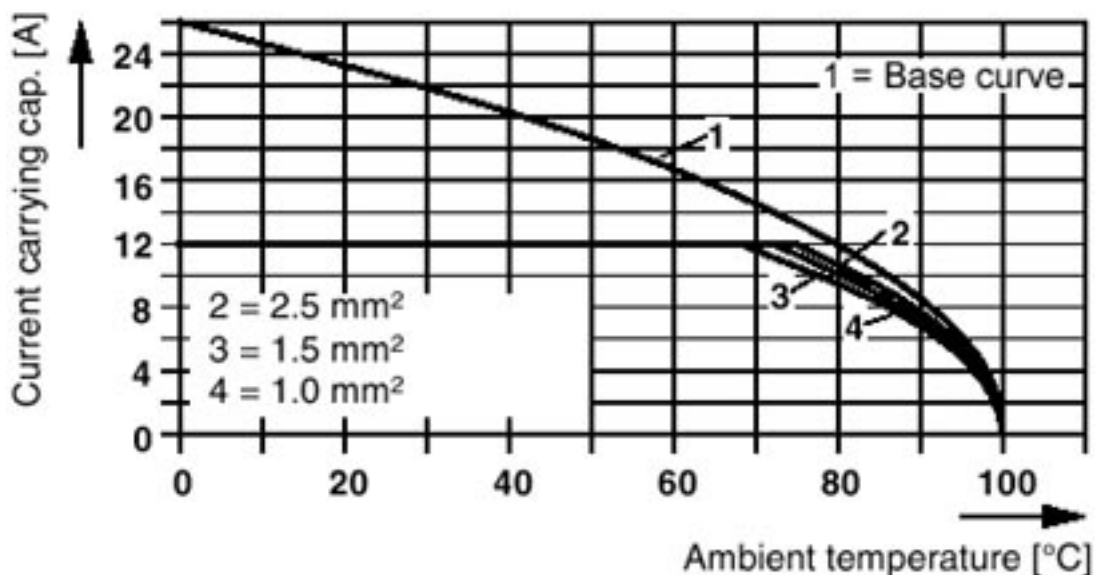
Diagram

Plug: FRONT-MSTB 2,5/5-ST(F)-(-5,08)
Header: MSTB(A) 2,5/5-G(F)-(-5,08)



Diagram

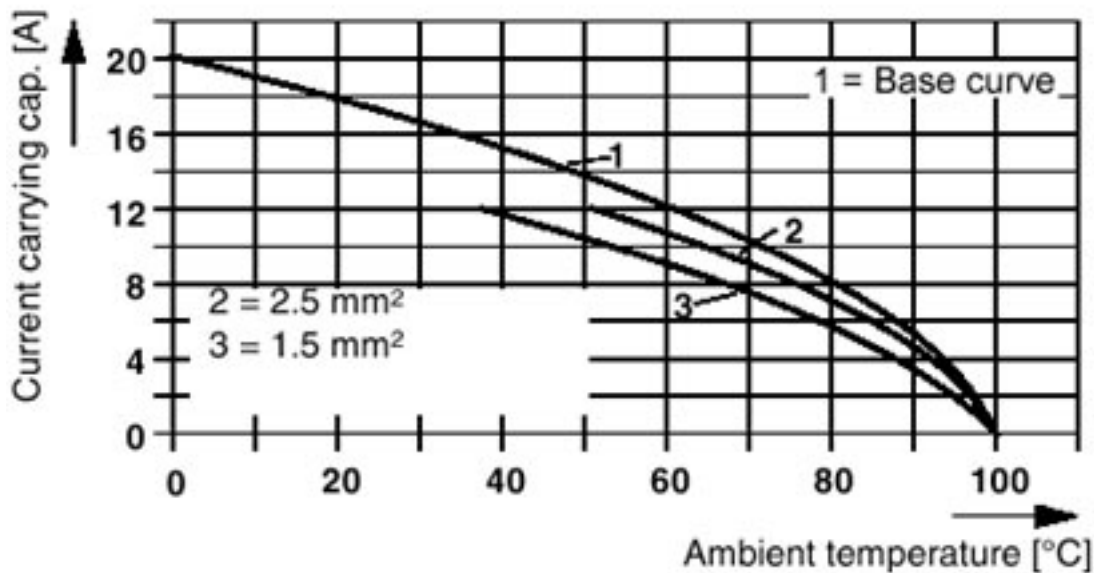
Plug: TMSTBP 2,5/5-ST(F)-(-5,08)
Header: MSTB(A) 2,5/5-G(F)-(-5,08)



Base strip - MSTBA 2,5/ 2-G-5,08 - 1757242

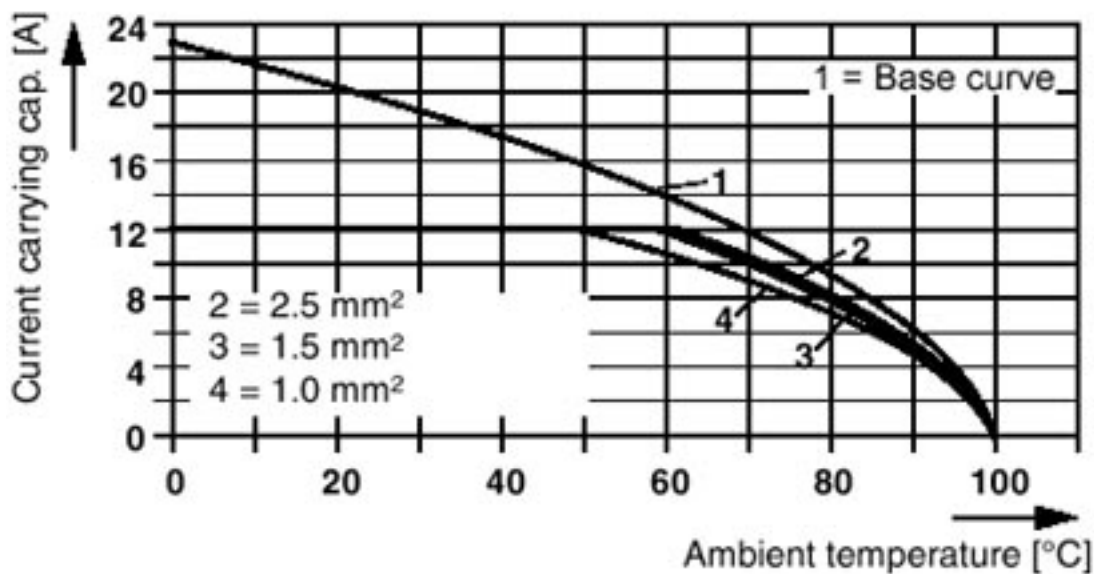
Diagram

Plug: FKC 2,5/5-ST(F)-5,08
Header: MSTB(A) 2,5/5-G(F)-5,08



Diagram

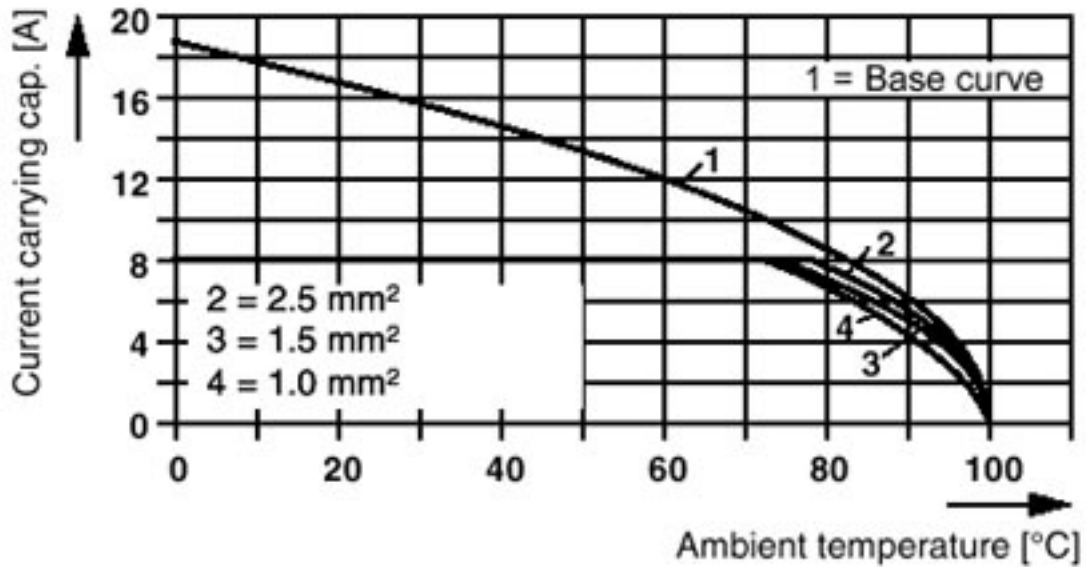
Plug: FKCVR(W) 2,5/5-ST(F)-5,08
Header: MSTB(A) 2,5/5-G(F)-5,08



Base strip - MSTBA 2,5/ 2-G-5,08 - 1757242

Diagram

Plug: MSTB 2,5/5-ST(F)-(-5,08)
Header: MSTBO 2,5/5-GR(L)-(-5,08)



Diagram

Plug: MSTB 2,5/5-ST(F)-(-5,08)
Header: MSTB(A) 2,5/5-G(F)-(-5,08)

