

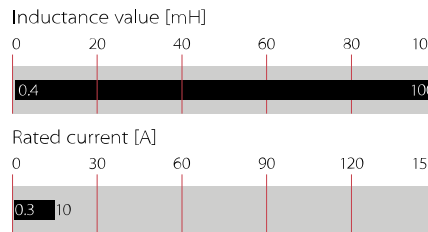
# Current-compensated Chokes



- Rated currents from 0.3 to 10 A
- DC to 50/60 Hz frequency
- 100 kHz to 3 MHz common-mode resonance frequency
- Dual-choke configurations
- Multiple PCB-mounting options



### Performance indicators



## Technical specifications

<b>Operating voltage</b>	300 VAC
<b>Operating frequency</b>	DC to 50/60 Hz
<b>Rated currents</b>	0.3 to 10 A @ rated ambient temperature
<b>Rated inductance</b>	0.4 to 100 mH
<b>Stray inductance</b>	Typically 1% of $L_N$
<b>Inductance reduction (DC bias with IN)</b>	Less than 10% (25°C)
<b>High potential test voltage winding-to-winding @ 25°C</b>	1500 VAC, 2 sec
<b>MTBF @ 40°C/230 V (Mil-HB-217F)</b>	>5,000,000 hours
<b>Surge current @ 10 msec</b>	20 x $I_N$ @ 25°C
<b>Temperature range (operation and storage)</b>	-40°C to 100°C (40/100/56) acc. IEC 60068-1
<b>Flammability corresponding to</b>	UL 94V-2
<b>Design corresponding to</b>	UL 1283, IEC/EN 60938-1

### Approvals



RN chokes are attenuating common-mode or asymmetric (P/N → E) interference signals, by being connected in series with the phase and neutral lines of an AC powerline input. Symmetrical components of the noise are also attenuated by the leakage inductance (stray inductance) of the windings. These chokes are typically used in conjunction with suppression capacitors.

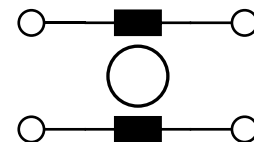
### Features and benefits

- High saturation resistance and excellent thermal behavior
- Through hole pin connections
- Dual-choke configuration
- Small compact design
- Multiple housing options
- Custom-specific versions are available on request
- Higher temperature versions

### Typical applications

- Switch-mode power applications
- Suppressing common-mode interference levels
- EMI input filters
- For suppression-equipment with no earth connection
- Phase-angle control circuits in combination with saturating chokes

### Typical electrical schematic



## Choke selection table

Filter	Current (I <sub>N</sub> ) [A]	@ ambient temperature [°C]	Inductance (L <sub>N</sub> ) [mH]	Resistance (R <sub>DC</sub> ) [mOhm]	A [mm]	B [mm]	H [mm]
RN 102-0.3-02-22M	0.3	40	22.0	1300	10.0	10.0	9.0
RN 102-0.3-02-12M	0.3	40	12.0	1100	10.0	10.0	9.0
RN 102-0.6-02-4M4	0.6	40	4.4	380	10.0	10.0	9.0
RN 102-1-02-3M0	1.0	40	3.0	210	10.0	10.0	9.0
RN 102-1.5-02-1M6	1.5	40	1.6	94	10.0	10.0	9.0
RN 102-2-02-1M1	2.0	40	1.1	70	10.0	10.0	9.0
RN 112-0.4-02-39M	0.4	40	39.0	1500	15.0	10.0	12.6
RN 112-0.4-02-27M	0.4	40	27.0	1400	15.0	10.0	12.6
RN 112-0.5-02-27M	0.5	40	27.0	1200	15.0	10.0	12.6
RN 112-0.5-02-18M	0.5	40	18.0	1100	15.0	10.0	12.6
RN 112-0.5-02-15M	0.5	40	15.0	700	15.0	10.0	12.6
RN 112-0.6-02-15M	0.6	40	15.0	490	15.0	10.0	12.6
RN 112-0.8-02-10M	0.8	40	10.0	380	15.0	10.0	12.6
RN 112-1.2-02-6M8	1.2	40	6.8	250	15.0	10.0	12.6
RN 112-1.5-02-3M3	1.5	40	3.3	102	15.0	10.0	12.6
RN 112-2-02-1M8	2.0	40	1.8	74	15.0	10.0	12.6
RN 112-2-02-1M0	2.0	40	1.0	70	15.0	10.0	12.6
RN 112-2.6-02-0M4	2.6	40	0.4	40	15.0	10.0	12.6
RN 112-3.6-02-0M4	3.6	40	0.4	27	15.0	10.0	12.6
RN 112-4-02-0M7	4.0	40	0.7	24	15.0	10.0	12.6
RN 114-0.3-02-47M	0.3	40	47.0	1700	20.1	12.5	13.2
RN 114-0.5-02-39M	0.5	40	39.0	830	20.1	12.5	13.2
RN 114-0.8-02-27M	0.8	40	27.0	500	20.1	12.5	13.2
RN 114-1-02-15M	1.0	40	15.0	370	20.1	12.5	13.2
RN 114-1.2-02-10M	1.2	40	10.0	195	20.1	12.5	13.2
RN 114-1.5-02-6M8	1.5	40	6.8	123	20.1	12.5	13.2
RN 114-2-02-4M2	2.0	40	4.2	100	20.1	12.5	13.2
RN 114-2.5-02-3M3	2.5	40	3.3	63	20.1	12.5	13.2
RN 114-3-02-2M0	3.0	40	2.0	52	20.1	12.5	13.2
RN 114-4-02-1M5	4.0	40	1.5	34	20.1	12.5	13.2
RN 116-0.5-02-47M	0.5	60	47.0	960	20.1	12.5	13.2
RN 116-0.5-02-39M	0.5	60	39.0	920	20.1	12.5	13.2
RN 116-0.5-02-27M	0.5	60	27.0	790	20.1	12.5	13.2
RN 116-0.8-02-27M	0.8	60	27.0	370	20.1	12.5	13.2
RN 116-1-02-15M	1.0	60	15.0	260	20.1	12.5	13.2
RN 116-1-02-10M	1.0	60	10.0	210	20.1	12.5	13.2
RN 116-1.3-02-6M8	1.3	60	6.8	140	20.1	12.5	13.2
RN 116-1.5-02-10M	1.5	60	10.0	148	20.1	12.5	13.2
RN 116-1.7-02-4M0	1.7	60	4.0	87	20.1	12.5	13.2
RN 116-2-02-3M3	2.0	60	3.3	70	20.1	12.5	13.2
RN 116-2-02-2M2	2.0	60	2.2	66	20.1	12.5	13.2
RN 122-0.5-02-56M	0.5	40	56.0	1800	25.0	15.0	16.5
RN 122-0.6-02-47M	0.6	40	47.0	1300	25.0	15.0	16.5
RN 122-0.8-02-39M	0.8	40	39.0	1000	25.0	15.0	16.5
RN 122-1-02-18M	1.0	40	18.0	630	25.0	15.0	16.5
RN 122-1-02-10M	1.0	40	10.0	560	25.0	15.0	16.5
RN 122-1.5-02-10M	1.5	40	10.0	250	25.0	15.0	16.5
RN 122-2-02-6M8	2.0	40	6.8	156	25.0	15.0	16.5
RN 122-2-02-5M0	2.0	40	5.0	140	25.0	15.0	16.5
RN 122-2.5-02-5M6	2.5	40	5.6	110	25.0	15.0	16.5
RN122-3-02-4M5	3.0	40	4.5	80	25.0	15.0	16.5
RN122-4-02-3M3	4.0	40	3.3	46	25.0	15.0	16.5
RN122-4-02-1M8	4.0	40	1.8	42	25.0	15.0	16.5

Filter	Current (I <sub>N</sub> ) [A]	@ ambient temperature [°C]	Inductance (L <sub>N</sub> ) [mH]	Resistance (R <sub>Dc</sub> ) [mOhm]	A [mm]	B [mm]	H [mm]
RN 142-0.5-02-82M	0.5	40	82.0	2700	30.0	20.0	19.7
RN 142-1-02-33M	1.0	40	33.0	810	30.0	20.0	19.7
RN 142-1.4-02-27M	1.4	40	27.0	500	30.0	20.0	19.7
RN 142-2-02-6M8	2.0	40	6.8	192	30.0	20.0	19.7
RN 142-4-02-3M3	4.0	40	3.3	67	30.0	20.0	19.7
RN 142-6-02-1M8	6.0	40	1.8	20	30.0	20.0	19.7
RN 143-0.5-02-100M	0.5	40	100.0	2900	30.0	20.0	19.7
RN 143-1-02-47M	1.0	40	47.0	890	30.0	20.0	19.7
RN 143-2-02-10M	2.0	40	10.0	240	30.0	20.0	19.7
RN 143-4-02-3M9	4.0	40	3.9	59	30.0	20.0	19.7
RN 143-6-02-1M8	6.0	40	1.8	20	30.0	20.0	19.7
RN 152-1-02-68M	1.0	40	68.0	1300	40.0	15.0	25.0
RN 152-2-02-18M	2.0	40	18.0	350	40.0	15.0	25.0
RN 152-4-02-6M8	4.0	40	6.8	87	40.0	15.0	25.0
RN 152-6-02-3M9	6.0	40	3.9	42	40.0	15.0	25.0
RN 152-8-02-2M7	8.0	40	2.7	22	40.0	15.0	25.0
RN 152-10-02-1M8	10.0	40	1.8	14	40.0	15.0	25.0
RN 202-0.3-02-22M	0.3	40	22.0	1300	5.1	15.2	13.5
RN 202-0.3-02-12M	0.3	40	12.0	1100	5.1	15.2	13.5
RN 202-0.6-02-4M4	0.6	40	4.4	380	5.1	15.2	13.5
RN 202-1-02-3M0	1.0	40	3.0	210	5.1	15.2	13.5
RN 202-1.5-02-1M6	1.5	40	1.6	94	5.1	15.2	13.5
RN 202-2-02-1M1	2.0	40	1.1	70	5.1	15.2	13.5
RN 204-0.3-02-22M	0.3	40	22.0	1300	7.6	10.0	14.3
RN 204-0.3-02-12M	0.3	40	12.0	960	7.6	10.0	14.3
RN 204-0.6-02-4M4	0.6	40	4.4	350	7.6	10.0	14.3
RN 204-1-02-3M0	1.0	40	3.0	192	7.6	10.0	14.3
RN 204-1.5-02-1M6	1.5	40	1.6	96	7.6	10.0	14.3
RN 204-2-02-1M1	2.0	40	1.1	57	7.6	10.0	14.3
RN 212-0.4-02-39M	0.4	40	39.0	1500	10.0	15.0	20.0
RN 212-0.4-02-27M	0.4	40	27.0	1400	10.0	15.0	20.0
RN 212-0.5-02-27M	0.5	40	27.0	1200	10.0	15.0	20.0
RN 212-0.5-02-18M	0.5	40	18.0	1100	10.0	15.0	20.0
RN 212-0.5-02-15M	0.5	40	15.0	700	10.0	15.0	20.0
RN 212-0.6-02-15M	0.6	40	15.0	490	10.0	15.0	20.0
RN 212-0.8-02-10M	0.8	40	10.0	380	10.0	15.0	20.0
RN 212-1.2-02-6M8	1.2	40	6.8	250	10.0	15.0	20.0
RN 212-1.5-02-3M3	1.5	40	3.3	102	10.0	15.0	20.0
RN 212-2-02-1M8	2.0	40	1.8	74	10.0	15.0	20.0
RN 212-2-02-1M0	2.0	40	1.0	70	10.0	15.0	20.0
RN 212-2.6-02-0M4	2.6	40	0.4	40	10.0	15.0	20.0
RN 212-3.6-02-0M4	3.6	40	0.4	27	10.0	15.0	20.0
RN 212-4-02-0M7	4.0	40	0.7	24	10.0	15.0	20.0
RN 214-0.3-02-47M	0.3	40	47.0	1700	12.5	10.0	25.0
RN 214-0.5-02-56M	0.5	40	56.0	1700	12.5	10.0	25.0
RN 214-0.5-02-39M	0.5	40	39.0	830	12.5	10.0	25.0
RN 214-0.8-02-27M	0.8	40	27.0	500	12.5	10.0	25.0
RN 214-1-02-15M	1.0	40	15.0	370	12.5	10.0	25.0
RN 214-1.2-02-10M	1.2	40	10.0	195	12.5	10.0	25.0
RN 214-1.5-02-6M8	1.5	40	6.8	123	12.5	10.0	25.0
RN 214-2-02-4M2	2.0	40	4.2	100	12.5	10.0	25.0

Designation	Current	@ ambient	Inductance	Resistance	A	B	H
	(I <sub>N</sub> ) [A]	temperature [°C]	(L <sub>N</sub> ) [mH]	(R <sub>DC</sub> ) [mOhm]	[mm]	[mm]	[mm]
RN 214-2-02-2M2	2.0	40	2.2	67	12.5	10.0	25.0
RN 214-2.5-02-3M3	2.5	40	3.3	63	12.5	10.0	25.0
RN 214-3-02-2M0	3.0	40	2.0	52	12.5	10.0	25.0
RN 214-4-02-1M5	4.0	40	1.5	34	12.5	10.0	25.0
RN 216-0.5-02-47M	0.5	60	47.0	960	12.5	10.0	25.0
RN 216-0.5-02-39M	0.5	60	39.0	920	12.5	10.0	25.0
RN 216-0.5-02-27M	0.5	60	27.0	790	12.5	10.0	25.0
RN 216-0.8-02-27M	0.8	60	27.0	370	12.5	10.0	25.0
RN 216-1-02-15M	1.0	60	15.0	260	12.5	10.0	25.0
RN 216-1-02-10M	1.0	60	10.0	210	12.5	10.0	25.0
RN 216-1.3-02-6M8	1.3	60	6.8	140	12.5	10.0	25.0
RN 216-1.5-02-10M	1.5	60	10.0	148	12.5	10.0	25.0
RN 216-1.7-02-4M0	1.7	60	4.0	87	12.5	10.0	25.0
RN 216-2-02-3M3	2.0	60	3.3	70	12.5	10.0	25.0
RN 216-2-02-2M2	2.0	60	2.2	66	12.5	10.0	25.0
RN 222-0.5-02-56M	0.5	40	56.0	1800	15.0	12.5	29.3
RN 222-0.6-02-47M	0.6	40	47.0	1300	15.0	12.5	29.3
RN 222-0.8-02-39M	0.8	40	39.0	1000	15.0	12.5	29.3
RN 222-1-02-33M	1.0	40	33.0	1300	15.0	12.5	29.3
RN 222-1-02-18M	1.0	40	18.0	630	15.0	12.5	29.3
RN 222-1.5-02-10M	1.5	40	10.0	250	15.0	12.5	29.3
RN 222-2-02-6M8	2.0	40	6.8	156	15.0	12.5	29.3
RN 222-2.5-02-5M6	2.5	40	5.6	110	15.0	12.5	29.3
RN 222-3-02-4M5	3.0	40	4.5	80	15.0	12.5	29.3
RN 222-4-02-3M3	4.0	40	3.3	46	15.0	12.5	29.3
RN 232-0.6-02-47M	0.6	40	47.0	1300	15.0	12.5	29.3
RN 232-1-02-18M	1.0	40	18.0	390	15.0	12.5	29.3
RN 232-1.6-02-10M	1.6	40	10.0	170	15.0	12.5	29.3
RN 232-2.5-02-5M6	2.5	40	5.6	86	15.0	12.5	29.3
RN 232-4-02-3M3	4.0	40	3.3	54	15.0	12.5	29.3
RN 242-0.5-02-82M	0.5	40	82.0	2700	15.0	12.5	34.3
RN 242-1-02-33M	1.0	40	33.0	810	15.0	12.5	34.3
RN 242-1.4-02-27M	1.4	40	27.0	500	15.0	12.5	34.3
RN 242-2-02-6M8	2.0	40	6.8	192	15.0	12.5	34.3
RN 242-4-02-3M3	4.0	40	3.3	67	15.0	12.5	34.3
RN 242-6-02-1M8	6.0	40	1.8	20	15.0	12.5	34.3

Test conditions:

Measuring frequency: 10 kHz; 50 mV

Inductance tolerance: +50%, -30%

Resistance tolerance: ±15% @ 25°C

Electrical characteristics @ 25°C: ±2°C

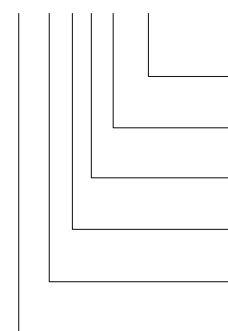
Stray Inductance measurement method (one phase shorted):



For mechanical tolerances refer to mechanical data section.

#### Product selector

RN XYY-II-02-LML



Rated Inductivity L<sub>N</sub> (mH)

Terminal-Type (-02 Rigid Pin Connection)

Rated Current I<sub>N</sub> (A)

Size (02 to 52)

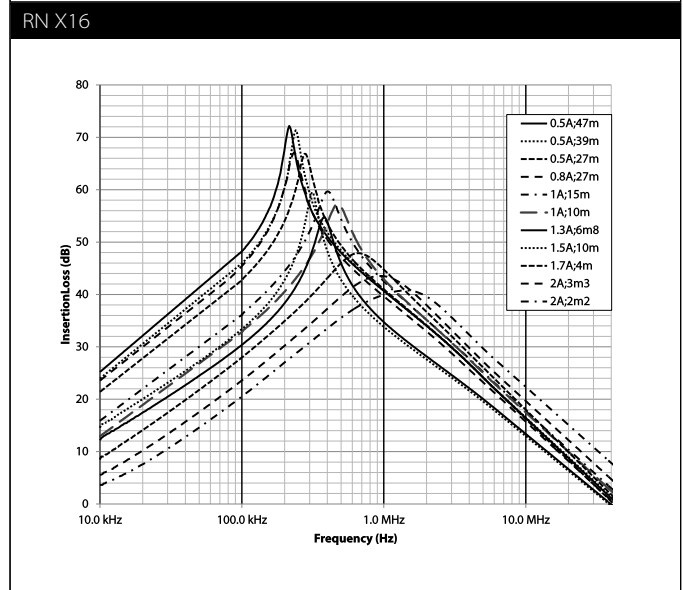
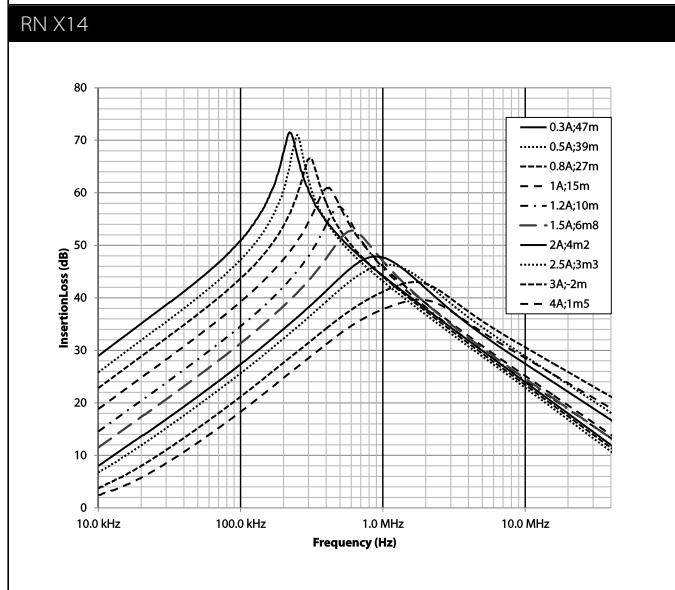
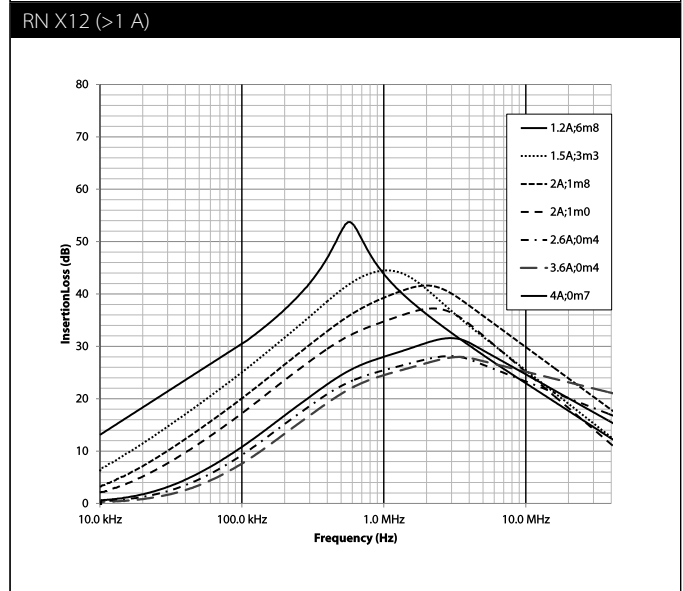
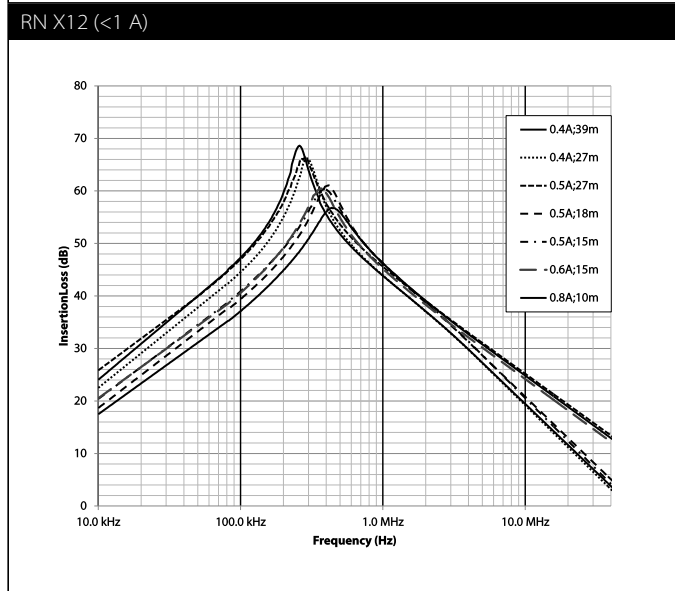
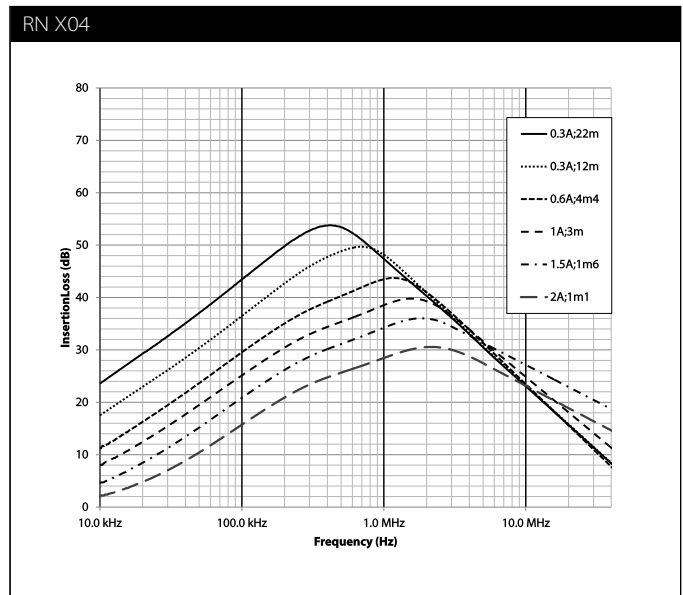
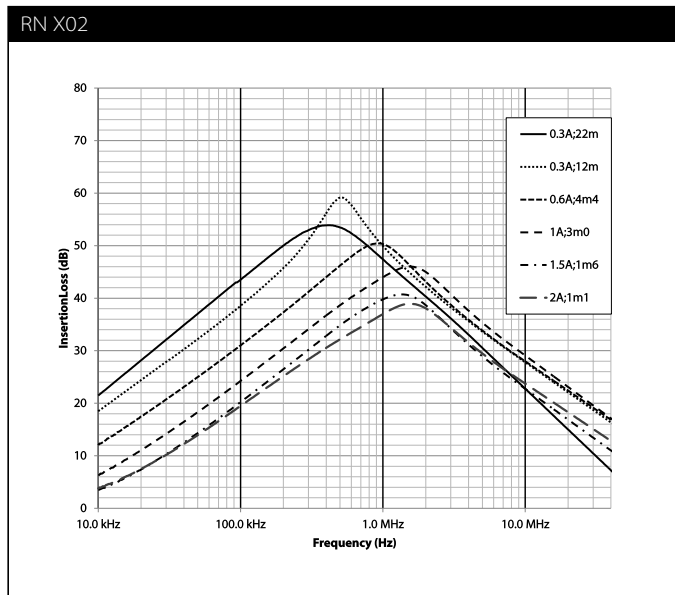
Orientation (1 = horizontal; 2 = vertical)

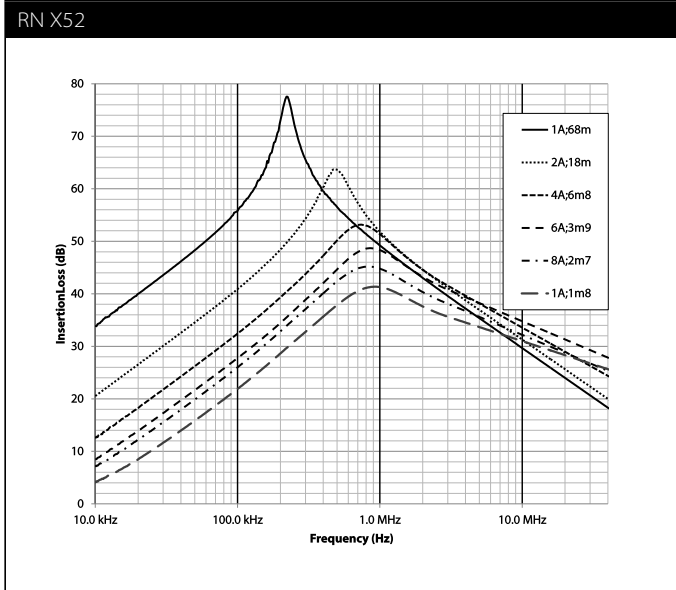
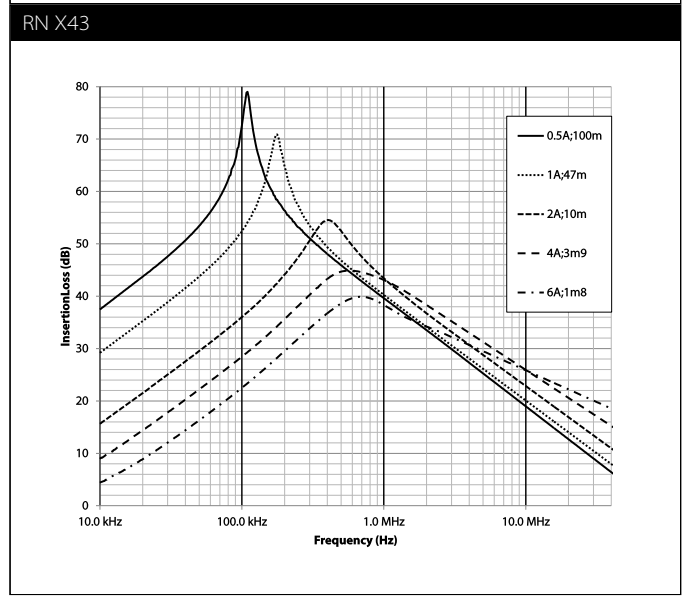
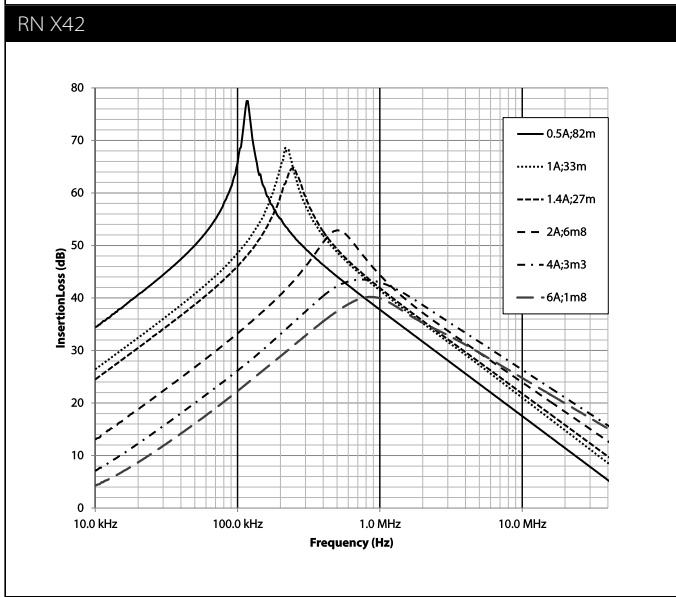
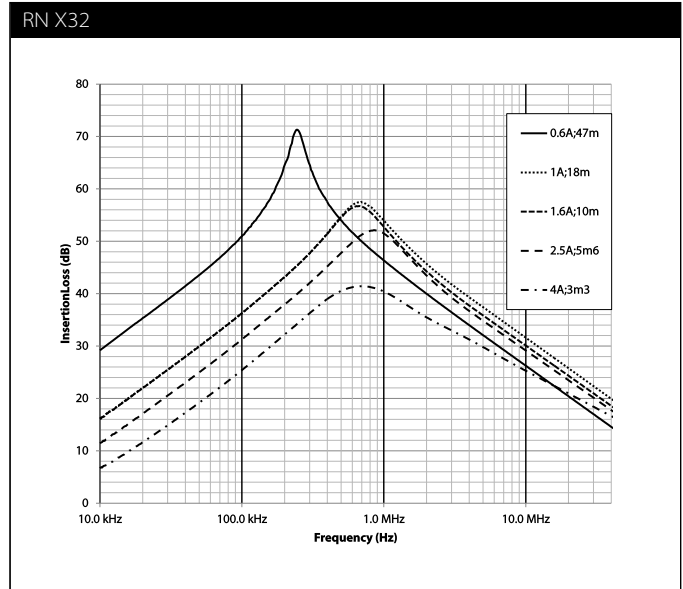
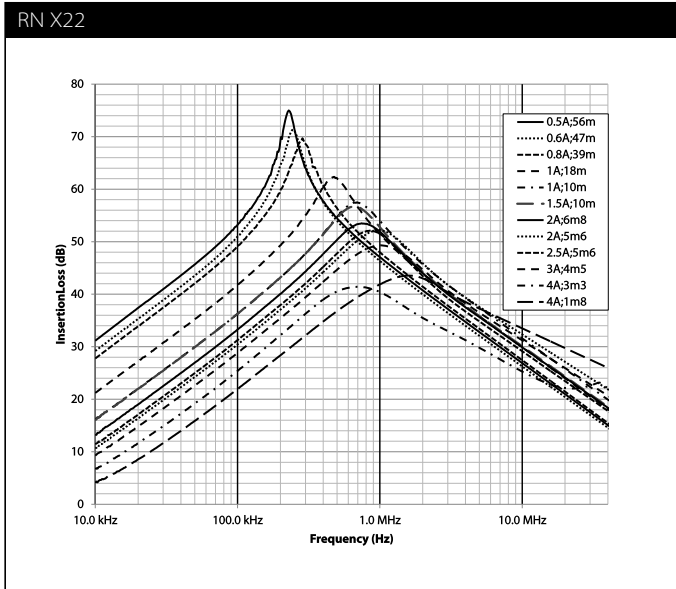
Familyname

### Typical attenuation/resonance frequency characteristics

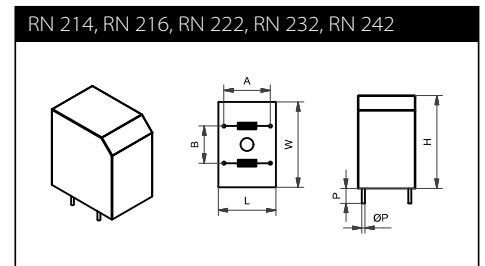
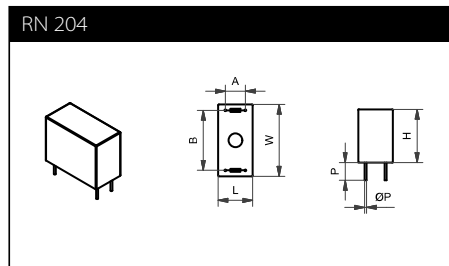
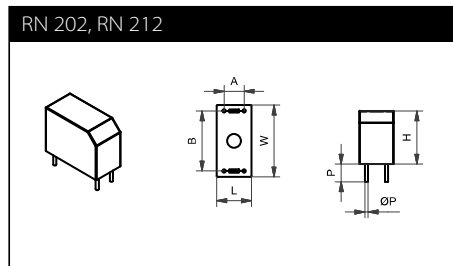
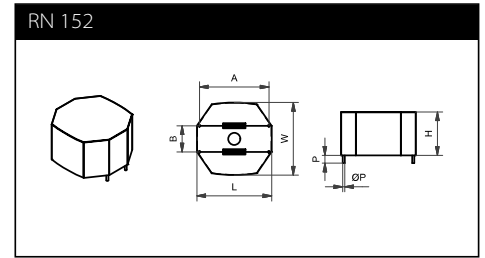
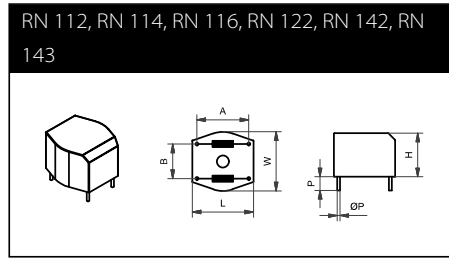
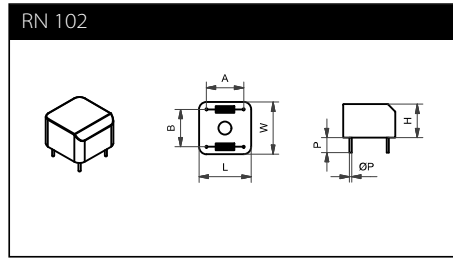
Per CISPR 17; 50 Ω/50 Ω<sub>sym</sub>

X can be exchanged with either 1 or 2 for different housing configuration, attenuation is similar





## Mechanical data



## Dimensions

	<b>A</b> (±0.6 mm)	<b>B</b> (±0.6 mm)	<b>H</b> (±0.3 mm)	<b>L</b> (±0.3 mm)	<b>W</b> (±0.3 mm)	<b>P</b> (±0.5 mm)	<b>ØP</b> (±0.1 mm)
<b>RN 102</b>	10.0 mm	10.0 mm	9.0 mm	14.0 mm	14.0 mm	4.0 mm	0.6 mm
<b>RN 112</b>	15.0 mm	10.0 mm	12.6 mm	17.7 mm	17.1 mm	4.0 mm	0.8 mm
<b>RN 114</b>	20.1 mm	12.5 mm	13.2 mm	22.5 mm	21.5 mm	4.0 mm	0.8 mm
<b>RN 116</b>	20.1 mm	12.5 mm	13.2 mm	22.5 mm	21.5 mm	4.0 mm	0.8 mm
<b>RN 122</b>	25.0 mm	15.0 mm	16.5 mm	28.0 mm	27.0 mm	4.0 mm	0.8 mm
<b>RN 142</b>	30.0 mm	20.0 mm	19.7 mm	33.1 mm	32.5 mm	4.3 mm	0.8 mm
<b>RN 143</b>	30.0 mm	20.0 mm	19.7 mm	33.1 mm	32.5 mm	4.3 mm	0.8 mm
<b>RN 152</b>	40.0 mm	15.0 mm	25.0 mm	43.0 mm	41.8 mm	4.5 mm	1.2 mm
<b>RN 202</b>	5.1 mm	15.2 mm	13.5 mm	8.8 mm	18.2 mm	4.5 mm	0.8 mm
<b>RN 204</b>	7.6 mm	10.0 mm	14.3 mm	9.0 mm	14.0 mm	4.0 mm	0.5 mm
<b>RN 212</b>	10.0 mm	15.0 mm	20.0 mm	12.5 mm	18.0 mm	4.0 mm	0.8 mm
<b>RN 214</b>	12.5 mm	10.0 mm	25.0 mm	15.5 mm	23.0 mm	4.0 mm	0.8 mm
<b>RN 216</b>	12.5 mm	10.0 mm	25.0 mm	15.5 mm	23.0 mm	4.0 mm	0.8 mm
<b>RN 222</b>	15.0 mm	12.5 mm	29.3 mm	18.0 mm	31.0 mm	4.0 mm	0.8 mm
<b>RN 232</b>	15.0 mm	12.5 mm	34.3 mm	18.0 mm	31.0 mm	4.2 mm	0.8 mm
<b>RN 242</b>	15.0 mm	12.5 mm	34.3 mm	18.0 mm	31.0 mm	4.2 mm	0.8 mm

Please visit [www.schaffner.com](http://www.schaffner.com) to find more details on filter connections.



## Headquarters, global innovation and development

### Switzerland

#### Schaffner Group

Nordstrasse 11  
4542 Luterbach  
T +41 32 681 66 26  
F +41 32 681 66 30  
[info@schaffner.com](mailto:info@schaffner.com)  
[www.schaffner.com](http://www.schaffner.com)



## Sales and application centers

### China

#### Schaffner EMC Ltd. Shanghai

T20-3, No 565 Chuangye Road  
Pudong New Area  
201201 Shanghai  
T +86 21 3813 9500  
F +86 21 3813 9501 / 02  
[cschina@schaffner.com](mailto:cschina@schaffner.com)  
[www.schaffner.com.cn](http://www.schaffner.com.cn)

### Finland

#### Schaffner Oy

Sauvonrinne 19 H  
08500 Lohja  
T +358 10 567 2855  
[finlandsales@schaffner.com](mailto:finlandsales@schaffner.com)

### France

#### Schaffner EMC S.A.S.

112 Quai de Bezons  
Boîte postale 133  
95100 Argenteuil  
T +33 1 34 34 30 60  
F +33 1 39 47 02 28  
[francesales@schaffner.com](mailto:francesales@schaffner.com)

### Germany

#### Schaffner Deutschland GmbH

Schoemperlenstrasse 12B  
76185 Karlsruhe  
T +49 721 56910  
F +49 721 569110  
[germanysales@schaffner.com](mailto:germanysales@schaffner.com)

### India

#### Schaffner India Pvt. Ltd

Unit 59, Level, Mfar Greenheart 7  
Manyata Tech Park, Hebbal Outer Ring Road  
560045 Bangalore  
T +91 80 6781 9805  
F +91 80 6781 9998  
[indiasales@schaffner.com](mailto:indiasales@schaffner.com)

### Italy

#### Schaffner EMC S.r.l.

Via Galileo Galilei 47  
20092 Cinisello Balsamo (MI)  
T +39 02 66 04 30 45 /47  
F +39 02 61 23 943  
[italysales@schaffner.com](mailto:italysales@schaffner.com)

### Japan

#### Schaffner EMC K.K.

1-32-12, Kamiuma, Setagaya-ku  
7F Mitsui-seimei Sanganjaya Bldg.  
154-0011 Tokyo  
T +81 3 5712 3650  
F +81 3 5712 3651  
[japansales@schaffner.com](mailto:japansales@schaffner.com)  
[www.schaffner.jp](http://www.schaffner.jp)

### Singapore

#### Schaffner EMC Pte Ltd.

Blk 3015A Ubi Road 1  
408705 Singapore  
T +65 6377 3283  
F +65 6377 3281  
[singaporesales@schaffner.com](mailto:singaporesales@schaffner.com)

### Spain

#### Schaffner EMC España

Calle Caléndula 93, Miniparc III, Edificio E  
El Soto de Moraleja, Alcobendas  
28109 Madrid  
T +34 917 912 900  
F +34 917 912 901  
[spainsales@schaffner.com](mailto:spainsales@schaffner.com)

### Sweden

#### Schaffner EMC AB

Tegeluddsvägen 76, 2tr  
115 28 Stockholm  
T +46 8 5050 2425  
[swedensales@schaffner.com](mailto:swedensales@schaffner.com)  
[www.schaffner.com](http://www.schaffner.com)

### Switzerland

#### Schaffner EMV AG

Nordstrasse 11  
4542 Luterbach  
T +41 32 681 66 26  
[switzerlandsales@schaffner.com](mailto:switzerlandsales@schaffner.com)

### Taiwan R.O.C.

#### Schaffner EMV Ltd.

6 Floor, No. 413, Rui Guang Road  
114 Neihu District Taipei City  
T +886 2 87525050  
F +886 2 87518086  
[taiwansales@schaffner.com](mailto:taiwansales@schaffner.com)  
[www.schaffner.tw](http://www.schaffner.tw)

### Thailand

#### Schaffner EMC Co. Ltd.

Northern Region Industrial Estate  
67 Moo 4 Tambon Ban Klang  
Amphur Muangng P.O. Box 14  
51000 Lamphun  
T +66 53 58 11 04  
F +66 53 58 10 19  
[thailandsales@schaffner.com](mailto:thailandsales@schaffner.com)

### UK

#### Schaffner Ltd.

5 Ashville Way, Molly Millars Lane  
Wokingham  
RG41 2PL Berkshire  
T +44 118 9770070  
F +44 118 9792969  
[uksales@schaffner.com](mailto:uksales@schaffner.com)

### USA

#### Schaffner EMC Inc.

52 Mayfield Avenue  
08837 Edison, New Jersey  
T +1 800 367 5566  
T +1 732 225 9533  
F +1 732 225 4789  
[usasales@schaffner.com](mailto:usasales@schaffner.com)  
[www.schaffnerusa.com](http://www.schaffnerusa.com)

#### Schaffner North America

6722 Thirlane Road  
24019 Roanoke, Virginia  
T +1 276 228 7943  
F +1 276 228 7953

#### Schaffner North America

823 Fairview Road  
24382 Wytheville, Virginia  
T +1 276 228 7943  
F +1 276 228 7258

To find your local partner within Schaffner's global network: [www.schaffner.com](http://www.schaffner.com)

© 2016 Schaffner Group

The content of this document has been carefully checked and understood. However, neither Schaffner nor its subsidiaries assume any liability whatsoever for any errors or inaccuracies of this document and the consequences thereof. Published specifications are subject to change without notice. Product suitability for any area of application must ultimately be determined by the customer. In all cases, products must never be operated outside their published specifications. Schaffner does not guarantee the availability of all published products. This disclaimer shall be governed by substantive Swiss law and resulting disputes shall be settled by the courts at the place of business of Schaffner Holding AG. Latest publications and a complete disclaimer can be downloaded from the Schaffner website. All trademarks recognized.