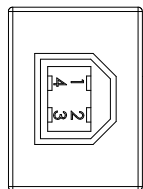


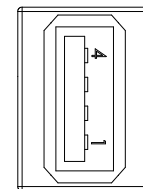
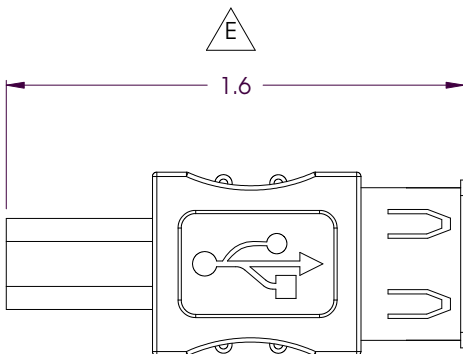
THE INFORMATION CONTAINED IN THIS DRAWING IS THE SOLE PROPERTY OF L-COM, INC. ANY REPRODUCTION IN PART OR WHOLE WITHOUT THE WRITTEN PERMISSION OF L-COM, INC. IS PROHIBITED.

REVISIONS			
REV	DESCRIPTION	DATE	APPROVED
B	REVISED ADDED LOGO (ECN# 1291)	01/20/03	MCCORMICK
C	ECN#1605 ADDED COMPONENT SPECIFICATION TABLE	12/15/03	MCCORMICK
D	ECN# 1962 REVISED TOLERANCE & MODIFIED COMPONENT SPECIFICATION	01/26/05	MCCORMICK
E	ECN# 2294 REVISED TOLERANCE TO ONE PLACE	01/18/05	MCCORMICK

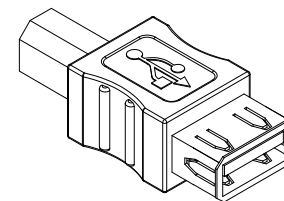
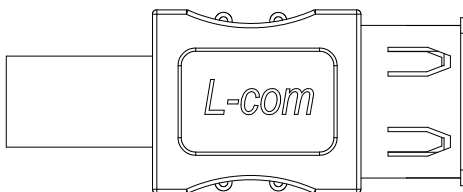
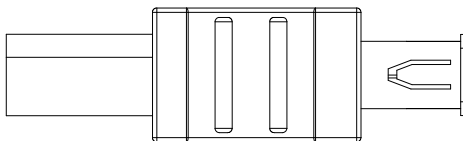


SERIES "B" USB PLUG
P1

TABLE	
P1	J1
PIN 1	PIN 1
PIN 2	PIN 2
PIN 3	PIN 3
PIN 4	PIN 4
GRD	GRD



SERIES "A" USB JACK
J1



Component Specifications	
Material	
Overmold	PVC
Contacts	Brass
Insulator	PBT, UL 94V-0
Finish	
Shell	Nickel Silver
Contacts	Gold over Nickel
Electrical	
Current Rating	3 Amp
Dielectric Strength	1000V AC for one minute
Insulator Resistance	1000Ω min at 500V DC

USB 2.0 Compliant
CS-155

UNLESS OTHERWISE SPECIFIED,
DIMENSIONS ARE IN INCHES
TOLERANCES ARE:
X ±.1
XX ±.05
XXX ±.005
CABLE LENGTH TOLERANCE
<300" ±5% >300" ±2%

APPROVALS	DATE
DRAWN BY C.MCCORMICK	12/17/2002
CHECKED BY D.PARHAM	12/17/2002
APPROVED BY R.CARRICK	12/17/2002

CONFIGURATION DETAILS OF
UNDIMENSIONED FEATURES
MAY VARY

		45 BEECHWOOD DRIVE NORTH ANDOVER, MA 01845	
PRODUCT DESCRIPTION SERIES "B" PLUG TO SERIES "A" JACK ADAPTOR			
DRAWING TITLE OUTLINE DRAWING			
SIZE A	FSCM NO. 43321	DWG. NO. UAD011FM-OD1	REV. E
SCALE: NONE CAD FILE: UAD011FM-OD1.SLDDRW SHEET 1 OF 1			