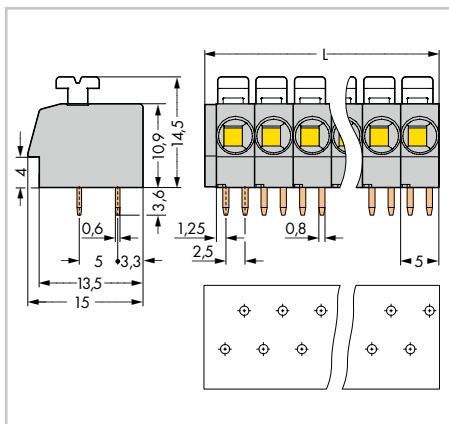

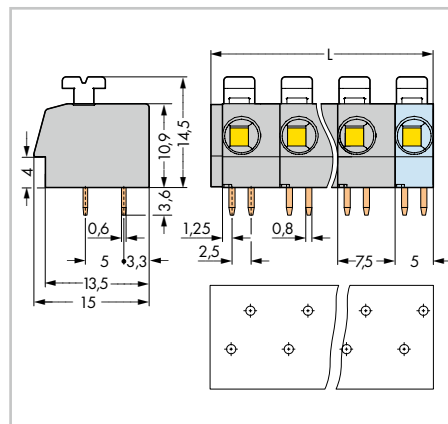


Pin spacing: 5 mm / 0.197 in.		Pin spacing: 7.5 mm / 0.295 in.	
0.25 ... 2.5 mm ²	20 ... 12 AWG	0.25 ... 2.5 mm ²	20 ... 12 AWG
320 V/4 kV/2 24 A	300 V/10 A	320 V/4 kV/2 24 A	300 V/10 A



$$L = (\text{pole no.} \times \text{pin spacing}) + 1.5 \text{ mm}$$



$$L = (\text{pole no.} - 1) \times \text{pin spacing} + 5 \text{ mm} + 1.5 \text{ mm}$$

Pole No.	Item No.	Pack. Unit	Pole No.	Item No.	Pack. Unit
PCB terminal strip with push-buttons, 2 staggered solder pins/pole, gray			PCB terminal strip with push-buttons, 2 staggered solder pins/pole, gray		
2	804-102	420 (4 x 105)	2	804-302	340 (4 x 85)
3	804-103	300 (4 x 75)	3	804-303	220 (4 x 55)
4	804-104	220 (4 x 55)	4	804-304	160 (4 x 40)
5	804-105	180 (4 x 45)	5	804-305	120 (4 x 30)
6	804-106	140 (4 x 35)	6	804-306	100 (4 x 25)
7	804-107	120 (4 x 30)	7	804-307	80 (4 x 20)
8	804-108	100 (4 x 25)	8	804-308	80 (4 x 20)
9	804-109	100 (4 x 25)	9	804-309	60 (4 x 15)
10	804-110	80 (4 x 20)	10	804-310	60 (4 x 15)
11	804-111	80 (4 x 20)	11	804-311	60 (4 x 15)
12	804-112	80 (4 x 20)	12	804-312	40 (4 x 10)
13	804-113	60 (4 x 15)			
14	804-114	60 (4 x 15)			
15	804-115	60 (4 x 15)			
16	804-116	60 (4 x 15)			

PCB terminal strips in other colors are available upon request (depending on quantity required):

● red
● blue
● orange
● light green
● pink
● Suitable for Ex i applications