REVISIONS						
REV	ZONE	ECO	DESCRIPTION	DATE	BY	APPR
A1	-	-	TECHNICAL DATA SHEET RELEASE	27 OCT 15	-	-

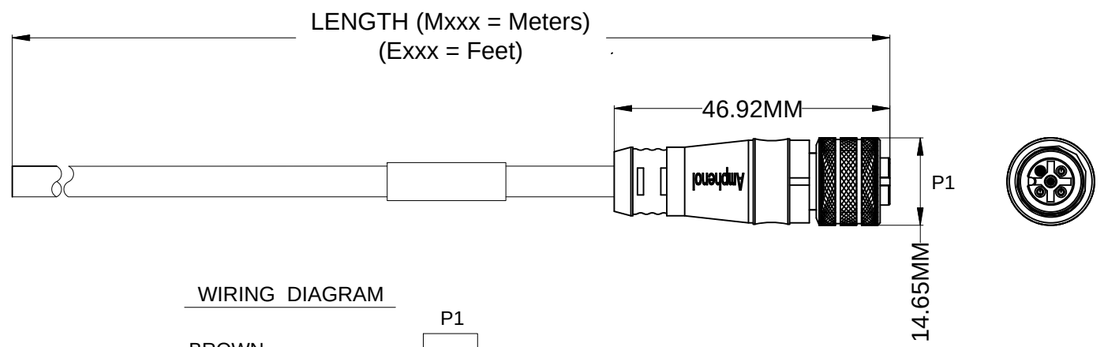

WIRING DIAGRAM

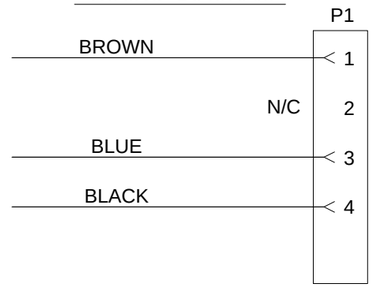

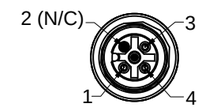

FACE VIEW

TECHNICAL DATA:

1) MATERIALS:
- COUPLING NUT: MACHINED ALUMINUM, ANODIZED
- CONTACT: GOLD FLASH OVER COPPER ALLOY
- OVERMOLD MATERIAL: THERMOPLASTIC COLOR: YELLOW
- CABLE RATING: UL AWM STYLE 2661,CSA AWM I/II A/B,FT1 FLAME TEST, 300V,105°C
- CABLE JACKET MATERIAL: PVC COLOR: YELLOW
- CONDUCTOR INSULATION: PVC
- NUMBER OF CONDUCTORS: (3) 22AWG

2) ELECTRICAL DATA:
- CURRENT (MAX): 4A
- VOLTAGE (MAX): 300V AC/DC
- INSULATION RESISTANCE (MIN): 5000M OHMS
- DIELECTRIC TEST VOLTAGE: 2200V

3) MECHANICAL DATA:
- TEMPERATURE RANGE: -20°C TO +105°C
- PROTECTION: IP67 (MATED CONDITION)
- MATING CYCLES: >500
- VIBRATION RESISTANCE PER MIL-STD-202 METHOD 204
- THERMAL SHOCK PER MIL-STD-202 METHOD 207
- 48 HOUR SALT SPRAY PER MIL-STD-202 METHOD 101

4) RoHS COMPLIANT
5) UL 2238 LISTED ASSEMBLY
UL FILE NUMBERS: E224856

Risk of Electrical Shock
Do Not Disconnect Under Load.
Risque de chocs electriques
Ne pas debrancher sous tension.
WARNING

TOLERANCE	
0-2.99 M = +100.0/-25.0mm	0-9.99 FT = +4" / -1"
3-8.99 M = +150.0/-25.0mm	10.00-29.99 FT = +6" / -1"
9-14.99 M = +300.0/-25.0mm	30.00-49.99 FT = +12" / -1"
15-OVER M = +450.0/-25.0mm	50 FT-OVER = +18" / -1"

QUANTITY	PART NUMBER	DESCRIPTION	ITEM
MATERIALS LIST			

UNLESS OTHERWISE SPECIFIED
1) All dimensions are in metric(mm).
2) Tolerances are as follows:
1 PL DEC ±0.30 | Fractions ±1/64
2 PL DEC ±0.15 | Angles ±1°
3 PL DEC ±0.08
3) Note reference = X

MATERIAL SPECIFICATIONS:

PROCESS SPECIFICATIONS:

NEXT ASS'Y:

SIGNATURES		DATE
DRAWN:	KMM	12-MAY-14
CHECKED:	MRF	12-MAY-14
ENGINEER:	KMM	
APPROVAL:	RFC	12-MAY-14
CUSTOMER:		

THIS DRAWING IS SUPPLIED FOR INFORMATION ONLY. DESIGN FEATURES, SPECIFICATIONS AND PERFORMANCE DATA SHOWN HEREON ARE THE PROPERTY OF THE AMPHENOL CORPORATION. NO RIGHTS OF REPRODUCTION ARE IMPLIED. ALL DIMENSIONS ARE SUBJECT TO NORMAL MANUFACTURING VARIATIONS.

Amphenol

Sine Systems - www.sineco.com
44724 Morley Drive
Clinton Township, MI 48036

MICROBOSS M12, 3 PIN, Female, Straight, 22 AWG, AWM STYLE 2661, PVC Jacket

SIZE	TYPE	DWG NO:	REVISION
	C-	MC34AC05M	A1

SCALE: HALF | MC34AC05M | SHEET 1 OF 1

TITLE: MICRO, 3 PIN, F-STR, # METERS
DWG NO: MC34AC05xxx
REV: A1 SH: 1 OF: 1