
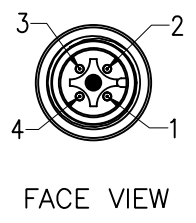
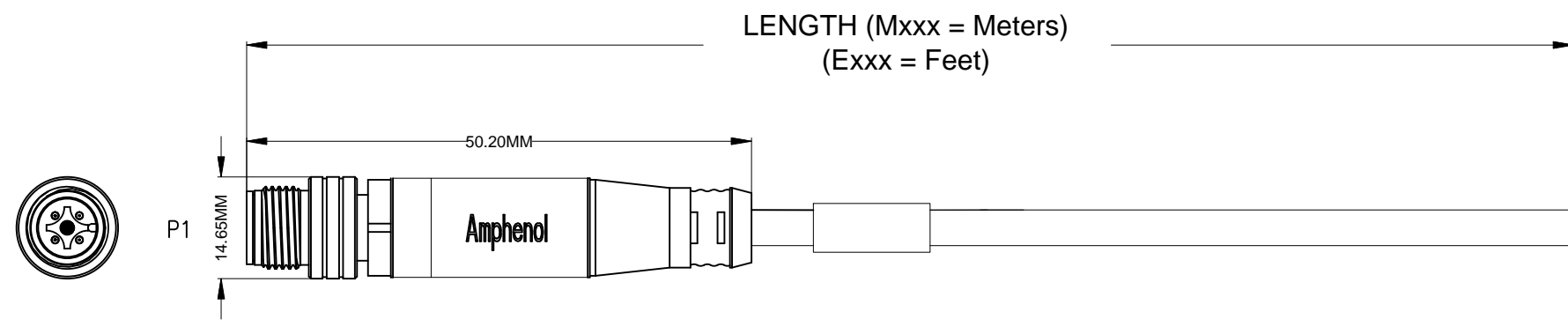


REVISIONS						
REV	ZONE	ECO	DESCRIPTION	DATE	BY	APPR
A1	-	-	TECHNICAL DATA SHEET RELEASE	28-OCT-15	JLAG	-



TECHNICAL DATA:

- MATERIALS:**
 COUPLING NUT: MACHINED ALUMINUM, ANODIZED
 CONTACT: GOLD FLASH OVER COPPER ALLOY
 OVERMOLD MATERIAL: THERMOPLASTIC COLOR: YELLOW
 CABLE RATING: UL AWM STYLE 2661, CSA AWM I/II A/B, FT1 FLAME TEST, 300V, 105°C
 CABLE JACKET MATERIAL: PVC COLOR: YELLOW
 CONDUCTOR INSULATION: PVC
 NUMBER OF CONDUCTORS: (4)22AWG
- ELECTRICAL DATA:**
 CURRENT (MAX): 4A
 VOLTAGE (MAX): 300V AC/DC
 INSULATION RESISTANCE (MIN): 5000M OHMS
 DIELECTRIC TEST VOLTAGE: 2200V
- MECHANICAL DATA:**
 TEMPERATURE RANGE: -20°C TO +105°C
 PROTECTION: IP67 (MATED CONDITION)
 MATING CYCLES: >500
 VIBRATION RESISTANCE PER MIL-STD-202 METHOD 204
 THERMAL SHOCK PER MIL-STD-202 METHOD 207
 48 HOUR SALT SPRAY PER MIL-STD-202 METHOD 101
- RoHS COMPLIANT
- UL 2238 LISTED ASSEMBLY
 UL FILE NUMBERS: E224856

Risk of Electrical Shock
Do Not Disconnect Under Load.
Risque de chocs electriques
Ne pas debrancher sous tension.

WARNING

TOLERANCE	
0-2.99 M = +100.0/-25.0mm	0-9.99 FT = +4" / -1"
3-8.99 M = +150.0/-25.0mm	10.00-29.99 FT = +6" / -1"
9-14.99 M = +300.0/-25.0mm	30.00-49.99 FT = +12" / -1"
15-OVER M = +450.0/-25.0mm	50 FT-OVER = +18" / -1"

QUANTITY	PART NUMBER	DESCRIPTION	ITEM
MATERIALS LIST			
UNLESS OTHERWISE SPECIFIED		SIGNATURES	
1) All dimensions are in metric(mm).		DRAWN: KMM	DATE: 12-MAY-14
2) Tolerances are as follows:		CHECKED: MRF	DATE: 12-MAY-14
1 PL DEC ±0.30		ENGINEER: KMM	
2 PL DEC ±0.15		APPROVAL: RFC	DATE: 12-MAY-14
3 PL DEC ±0.08		CUSTOMER:	
3) Note reference =		THIS DRAWING IS SUPPLIED FOR INFORMATION ONLY. DESIGN FEATURES, SPECIFICATIONS AND PERFORMANCE DATA SHOWN HEREON ARE THE PROPERTY OF THE AMPHENOL CORPORATION. NO RIGHTS OF REPRODUCTION ARE IMPLIED. ALL DIMENSIONS ARE SUBJECT TO NORMAL MANUFACTURING VARIATIONS.	
MATERIAL SPECIFICATIONS:		CUSTOMER: Sine Systems - www.sineco.com 44724 Morley Drive Clinton Township, MI 48036	
PROCESS SPECIFICATIONS:		MICROBOSS M12, 4 PIN, MALE INLINE, STRAIGHT, 22 AWG, AWM STYLE 2661, PVC JACKET	
NEXT ASSY:		SIZE: C-	DWG NO: MC47AC05M
		SCALE: HALF	REVISION: A1
		MC47AC05M	SHEET 1 OF 1

TITLE: MICROBOSS M12, 4 PIN, MALE INLINE, STRAIGHT, 22 AWG, AWM STYLE 2661, PVC JACKET
 DATE: 12-MAY-14
 SHEET: 1 OF 1