

Master cable - SAC-10P- 5,0-PUR/M16FR - 1693704


Please be informed that the data shown in this PDF Document is generated from our Online Catalog. Please find the complete data in the user's documentation. Our General Terms of Use for Downloads are valid (<http://phoenixcontact.com/download>)



Master cable, Application: Sensor/actuator box, Connection method: M8 socket Metal, Number of slots: 6, Number of positions: 10, Slot assignment: single, Status indication: No; Master cable connection: M16 plug connection, PUR/PVC, Cable length: 5 m, Shielding: No



Key Commercial Data

Packing unit	1 STK
GTIN	 4 017918 189044
Weight per Piece (excluding packing)	475.3 g
Custom tariff number	85444290
Country of origin	Germany

Technical data

General

Rated voltage	125 V AC 150 V DC
Number of positions	10
Number of slots	6
Sensor/actuator connection system	M8 socket

Ambient conditions

Degree of protection	IP67
Ambient temperature (operation)	-25 °C ... 90 °C (Plug / socket) -40 °C ... 90 °C (for fixed installation) -5 °C ... 80 °C (for flexible installation)

Master cable data/connection data

Connection method	M16 plug connection
Length of cable	5 m
Cable type	Master cable suitable for flexible cable conduit

Master cable - SAC-10P- 5,0-PUR/M16FR - 1693704

Technical data

Master cable data/connection data

Signal line cross section	6x 0.34 mm ²
AWG signal line	22
Conductor structure signal line	42x 0.10 mm
Power supply cross section	2x 0.75 mm ²
AWG power supply	18
Conductor structure, voltage supply	96x 0.10 mm
External diameter	8.2 mm
Max. bending cycles	1500000
Bending radius	100 mm
Traversing path	2 m
Traversing rate	2 m/s

Insulation material

Housing material	PUR
Material of contact, master cable side	CU alloy
Material of contact surface, master cable side	Gold-plated
Material of the contact carrier on the master cable side	TPU
Material of threaded sleeve	Cu alloy
Material of threaded sleeve surface	Nickel-plated
Sealing material	NBR


Connection assignment

Slot/position = pin = conductor color	1 / 4 (A) = P = WH
	2 / 4 (A) = J = GN
	3 / 4 (A) = T = YE
	4 / 4 (A) = S = GY
	5 / 4 (A) = G = PK
	6 / 4 (A) = R = RD
	1-6 / 1 (+ 120 V) = A+M = BN
	1-6 / 3 (0 V) = L+U = BU


Drawings

Master cable - SAC-10P- 5,0-PUR/M16FR - 1693704

Cable cross section



Circuit diagram



PUR/PVC black [PUR]

Contact assignment of the M16 socket

Classifications

eCl@ss

eCl@ss 4.0	27060306
eCl@ss 4.1	27060306
eCl@ss 5.0	27061801
eCl@ss 5.1	27061801
eCl@ss 6.0	27061801
eCl@ss 7.0	27061801
eCl@ss 8.0	27279218
eCl@ss 9.0	27060311

ETIM

ETIM 2.0	EC000104
ETIM 3.0	EC000104
ETIM 4.0	EC001855
ETIM 5.0	EC001855

UNSPSC

UNSPSC 6.01	31251501
UNSPSC 7.0901	31251501
UNSPSC 11	31251501
UNSPSC 12.01	31251501
UNSPSC 13.2	31251501

Approvals

Approvals

Approvals

EAC / EAC

Ex Approvals

Master cable - SAC-10P- 5,0-PUR/M16FR - 1693704

Approvals

Approvals submitted

Approval details

EAC

EAC
