

Flush-type connector - SACC-DSIV-FS-8CON-L90 SH SCO - 1437025


Please be informed that the data shown in this PDF Document is generated from our Online Catalog. Please find the complete data in the user's documentation. Our General Terms of Use for Downloads are valid (<http://phoenixcontact.com/download>)



Sensor/actuator flush-type connector, socket, 8-pos., M12 SPEEDCON, A-coded, shielded, rear/screw mounting with M12 thread, with polarity protection, with angled solder connection



Key Commercial Data

Packing unit	10 STK
Minimum order quantity	10 STK
GTIN	 4 046356 438599
Weight per Piece (excluding packing)	13.25 g
Custom tariff number	85366990
Country of origin	Germany

Technical data

Ambient conditions

Ambient temperature (operation)	-25 °C ... 85 °C (Plug / socket)
Degree of protection	IP67

General

Rated current at 40°C	2 A
Rated voltage	30 V
Number of positions	8
Insulation resistance	≥ 100 MΩ
Coding	A - standard
Status display	No
Overvoltage category	II
Degree of pollution	3
Connection method	Solder pins
Mounting type	Rear mounting M12 x 1

Flush-type connector - SACC-DSIV-FS-8CON-L90 SH SCO - 1437025

Technical data

Material

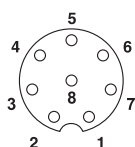
Flammability rating according to UL 94	V0
Contact material	CuZn
Contact surface material	Au
Contact carrier material	PA 66
Material, knurls	Zinc die-cast, nickel-plated
Sealing material	NBR

Standards and Regulations

Flammability rating according to UL 94	V0
--	----

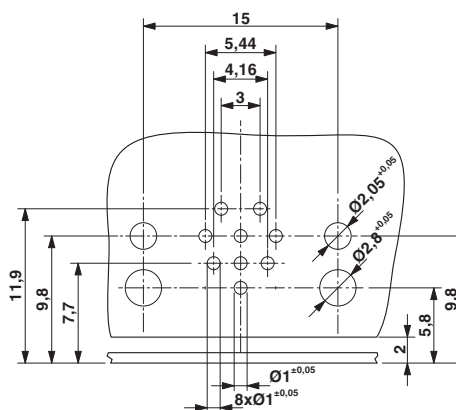
Drawings

Schematic diagram



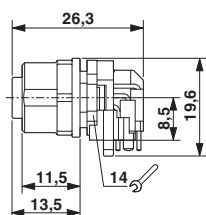
Pin assignment M12 socket, 8-pos., A-coded, view female side

Drilling diagram



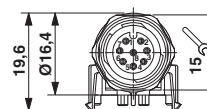
Drilling diagram

Dimensional drawing



M12 flush-type connector, socket, side view

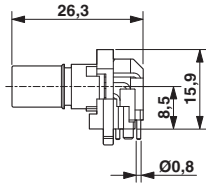
Dimensional drawing



M12 flush-type connector, socket, front view

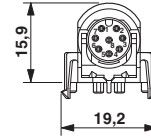
Flush-type connector - SACC-DSIV-FS-8CON-L90 SH SCO - 1437025

Dimensional drawing



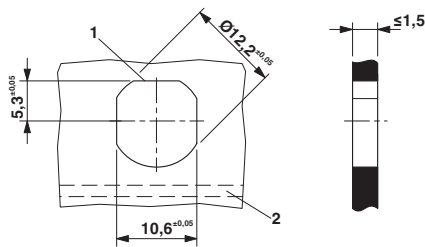
M12 flush-type connector, socket, contact carrier, side view

Dimensional drawing



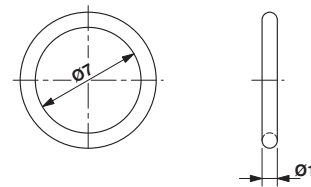
M12 flush-type connector, socket, contact carrier, front view

Dimensional drawing



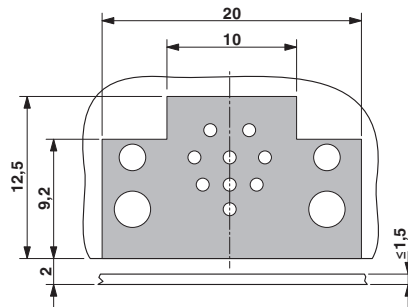
Housing cutout for M12 fastening thread, mounting panel with feed-through hole (alternative with surface as protection against rotation)

Dimensional drawing



Optionally with O-ring (green) for tight seal when plugged in.
 - the axial mating force of 80 N per connector may not be exceeded when using with assembled O-ring!
 - Avoid radial forces!

Dimensional drawing



Locked area on the PCB

Classifications

eCl@ss

eCl@ss 4.0	27250313
eCl@ss 4.1	27250313
eCl@ss 5.0	27143423
eCl@ss 5.1	27143423
eCl@ss 6.0	27143423
eCl@ss 7.0	27449001
eCl@ss 8.0	27440103

Flush-type connector - SACC-DSIV-FS-8CON-L90 SH SCO - 1437025

Classifications

eCl@ss

eCl@ss 9.0	27440102
------------	----------

ETIM

ETIM 3.0	EC002061
ETIM 4.0	EC002061
ETIM 5.0	EC002061

UNSPSC

UNSPSC 6.01	31251501
UNSPSC 7.0901	31251501
UNSPSC 11	31251501
UNSPSC 12.01	31251501
UNSPSC 13.2	31251501

Approvals

Approvals

Approvals

UL Recognized / EAC

Ex Approvals

Approvals submitted

Approval details

UL Recognized	
mm ² /AWG/kcmil	26-20
Nominal current I _N	2 A
Nominal voltage U _N	30 V

EAC
