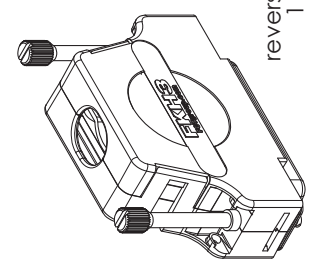
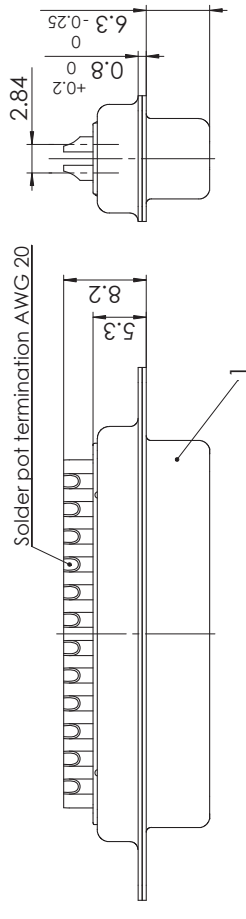
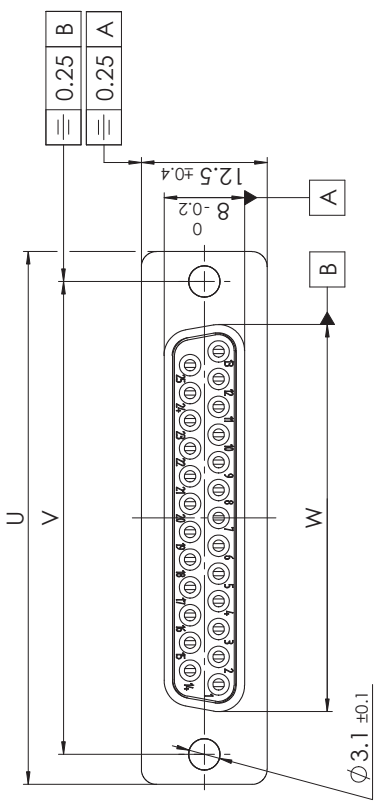


| Order-No. | Shell Size / for No. of Contacts | B | C | D | ϕF | H | U | V | W |
|----------------|----------------------------------|-----------|-----------|-----------|-----------|-----------|-----------|------------|--------|
| FKH1-09SA-5939 | 1 / 9 | ± 0.1 | ± 0.3 | ± 0.3 | min - max | ± 0.3 | ± 0.4 | ± 0.15 | -0.2 |
| FKH2-15SA-5939 | 2 / 15 | 25 | 31.2 | 31.8 | 4.5 - 7 | 35 | 30.8 | 25 | 16.4 |
| FKH3-25SA-5939 | 3 / 25 | 33.3 | 40 | 32 | 4.5 - 7 | 34.7 | 39.1 | 33.3 | 24.7 |
| | | 47.04 | 53.7 | 35 | 8 - 10.5 | 37.7 | 53 | 47.04 | 38.5 |

FKHY-XXSA-5939

e.g. FKH3-25SA-5939

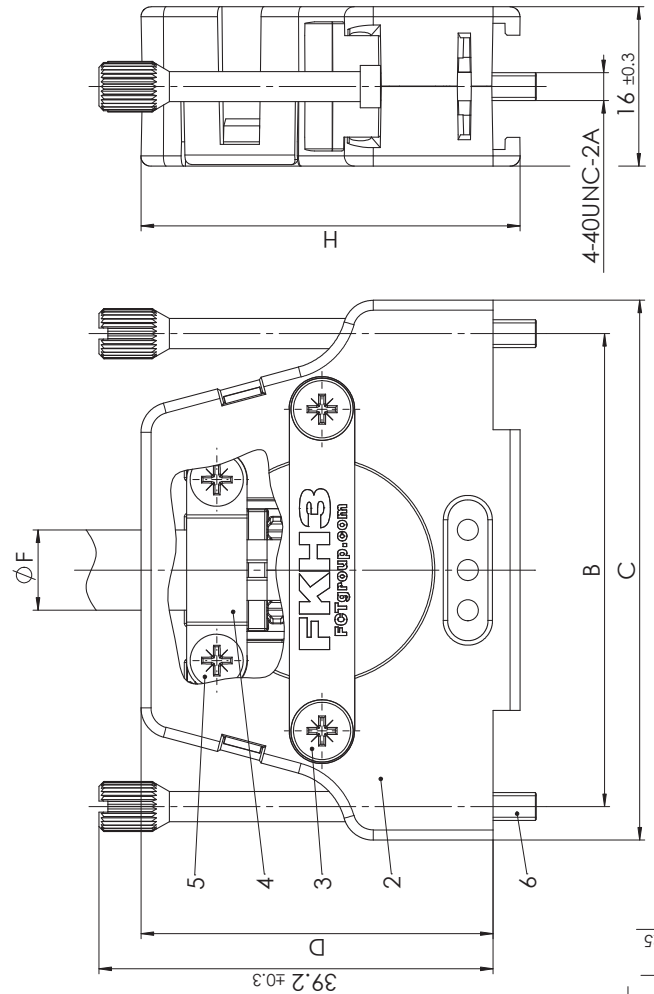
*1) V for hood size 1, 2 or 3
 *2) xx No. of contacts 09, 15 or 25



RoHS compliant

max. torque are 40 Ncm
 Part-No. 3 to 6 not mounted

ϕF = Cable diameter



| No. | Part | Type Description / Material | FRS1 / 5 4-40 / Brass | nickel plated |
|-----|------|-----------------------------|-----------------------|----------------------------------|
| 6 | 2 | Knurled thumb screw | Steel | zinc plated |
| 5 | 2 | Cable clamp screw | Steel | tin plated |
| 4 | 1 | Cable clamp | Steel | zinc plated |
| 3 | 2 | Shell screw | FKHy / PC+ABS | black |
| 2 | 1 | Hood | FxxS0G1A | Surface plating / Colour / Class |
| 1 | 1 | D-Sub Connector | | |

| REV. | DATE | CH.-NO. | REPLACEMENT FOR: |
|------|------|---------|------------------|
| 1 | | | FKHy-xxSA-5939 |



Hood Connector Set