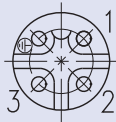

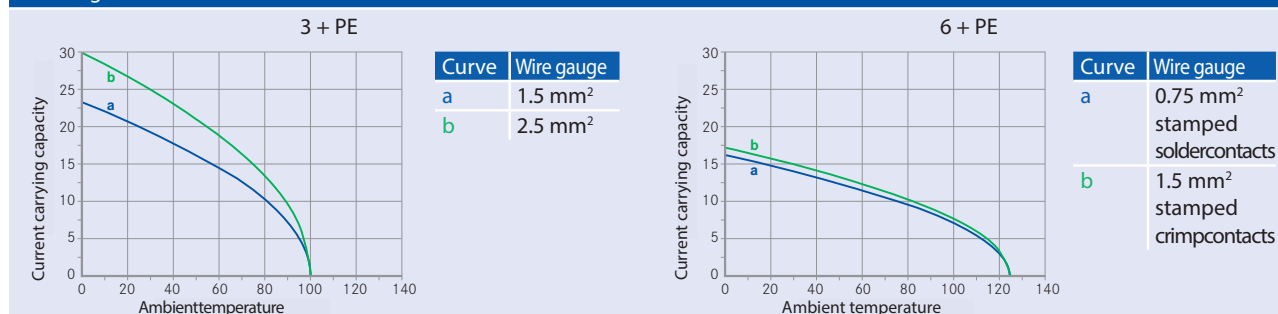


General Characteristics	Standard	Characteristics		
Number of contacts		3 + PE	6 + PE	
Termination technique		screw type	solder type	crimp type
Wire gauge / AWG		0.75 - 2.5 mm ² AWG 18-14	max. 0.75mm ² AWG 18	0.14 - 1.5 mm ² AWG 26 - 16
Flammability	UL 94	VO		
Locking system		round thread		
View on termination side of male contact insert				
Electrical Characteristics				
Rated voltage	IEC 60664-1 ¹⁾	400 V	250 V	
Pollution degree	IEC 60664-1 ¹⁾	3		
Installation category	IEC 60664-1 ¹⁾	III		
Insulation group	IEC 60664-1 ¹⁾	II		
Rated impulse withstand voltage	IEC 60664-1 ¹⁾	6000 V	4000 V	
Current rating	IEC 60512-5-2	16 A / + 55°C	12 A / + 55°C	13 A / + 55°C
Contact resistance	IEC 60512-2-1	≤ 5 m Ω		
Insulation resistance	IEC 60512-3-1	≥ 10 ⁸ Ω		
Climatic Characteristics				
Climatic category	IEC 60068-1	40 / 100 / 56	40 / 125 / 56	
Operating temperature		-40°C ... +100°C	-40°C ... +125°C	
Mechanical Characteristics				
IP-degree	IEC 60529	IP 65 / IP 67		
Insertion and withdrawal forces	IEC 60512-13-2	≤ 15 N	≤ 30 N	
Mechanical operation	IEC 60512-9-1	≥ 500 mating cycles		
Materials				
Housing material		PA 6.6 / PA 6		
Dielectric material		PA 6.6 / PA 6		
Gasket material		Neopren		
Material lace for protective cover		TPE		
Contact plating		silver plating / gold plating		

Derating-Curves ²⁾



Remark

The stated technical values refer to the use as connector without breaking capacity (COC). If these components are used as plug and socket device a reduced current carrying capacity has to be considered. The characteristics have to be requested from the manufacturer.

