

Black : 76-1648
Red : 76-1550

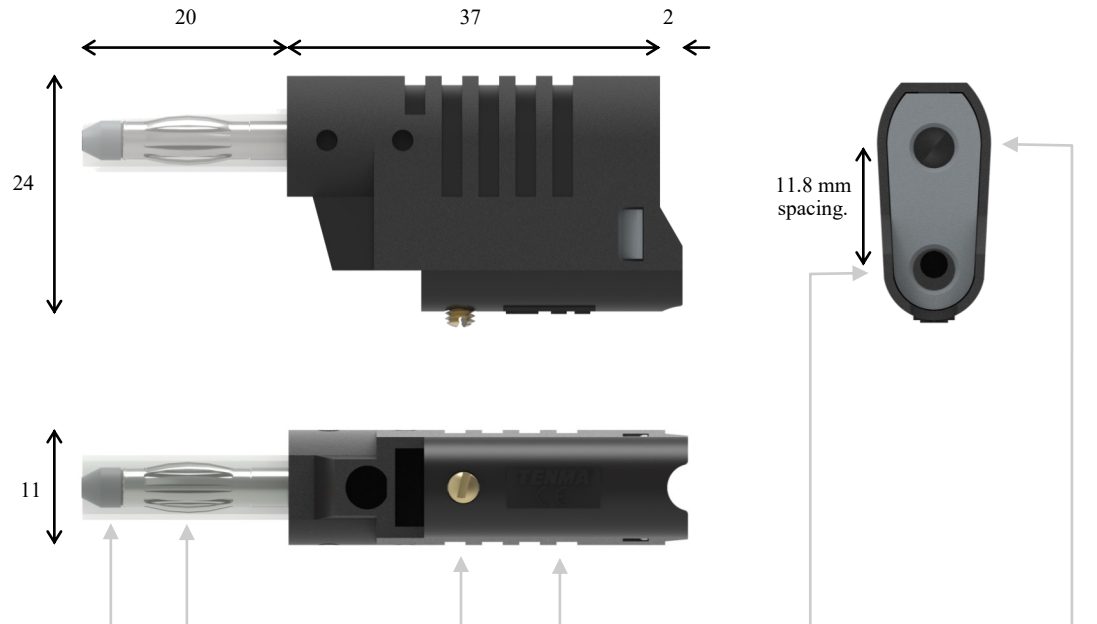
Designation : Do-it-Yourself (DIY). Stacking Retractable Sleeve 4 mm Banana (male) Plug. Solderless Screw Wire Attachment.

Applications : repairing and making of 4 mm banana leads or splitting of 4 mm banana socket.

The plug offers two uses :

1. The 4 mm banana female connection with the screw can be connected to a stripped wire. So the plug is used to complete a lead (repairing or making) in the field. The stripped wire is connected to the 4 mm banana male connection and the other 4 mm banana female connection.
2. The two 4 mm banana female connections are connected together to the 4 mm banana male connection. So the plug may be used to split a 4 mm banana female socket : connected to one 4 mm banana female socket, the plug provides two 4 mm banana female connections.

Retractable clear sleeve and insulating gray tip on the 4 mm banana male connection to prevent accidental contact.



Insulating gray tips on the 4 mm banana male connection to prevent accidental contact.

The design and the material of the lantern contact spring meet the need of low resistance and reliability.

Metal screw to attach the wire to the plug.

CE European Union marking.

Strain-relief for wire / IP2X touchproof 4 mm banana female connection.

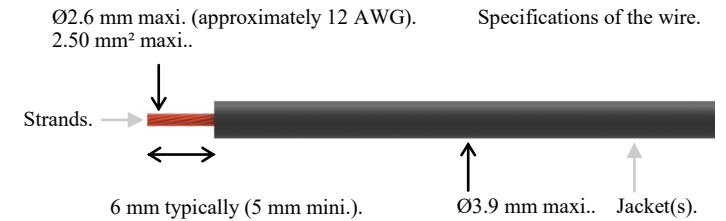
IP2X touchproof 4 mm banana female connection.

The 4 mm banana male connection complies with the 4 mm banana sockets of the worldwide most famous manufacturers.


The 4 mm banana female connections comply with the 4 mm banana plugs of the worldwide most famous manufacturers.

How to implement : attaching a wire.

Step 1 of 4. I gather a 2.5 mm flat-bladed screwdriver, a stranded or solid wire with the specifications below, and a tool to strip the wire. I strip the end of the wire on 6 mm typically (5 mm at least).



Step 2 of 4. With the screwdriver I unscrew the screw without removing it as shown below.



Step 3 of 4. I slip the stripped end of the wire into the rear hole of the plug until it abuts as shown above.

Step 4 of 4. With the screwdriver I screw and tighten (2.3 N.m maxi. torque) the screw on the end of the wire.

The plug is ready to use.

Black : 76-1648
Red : 76-1550

Designation : Do-it-Yourself (DIY). Stacking Retractable Sleeve 4 mm Banana (male) Plug. Solderless Screw Wire Attachment.



Electrical safety	Very low voltages only : 33 V AC / 70 V DC, 36 A (at +40 °C).
	33 V AC / 70 V DC
Operating temperature range	-20 °C mini., +80 °C maxi. (please see above too).
Conformity	<ul style="list-style-type: none"> • European Directive "RoHS" 2011/65/EU. • European REACH regulation n°1907 / 2006.
Environment	<ul style="list-style-type: none"> • "RoHS" compliant, Pb ≤ 4 % in conductor, Pb ≤ 0.1 % in insulator, Hg ≤ 0.1 %, Cr VI ≤ 0.1 %, Cd ≤ 0.01 %, PBB ≤ 0.1 %, and PBDE ≤ 0.1 %. • REACH compliant, no substances from the candidate list of SVHC for authorisation at mass concentrations greater than 0.1 %.
Materials	Conductor : nickel-coated brass, brass, steel. Insulators and lantern contact spring, please contact us. .
Colors	Black Red
Weight	0.015 kg.
Origin	Designed and manufactured in France.
Reliability benchmark	Year of 1st placing on the market 1993.
Packaging	One piece per bag.

GLOSSARY :

ACCESSIBLE. Able to be touched with a standard test finger or test pin.

BASIC INSULATION. Insulation of HAZARDOUS LIVE parts which provides basic protection.

CAT II. Measurement or overvoltage category II. For measurement performed on / equipment connected to the building wiring.

CAT III. Measurement or overvoltage category III. For measurement performed on / equipment connected to part of a building wiring installation.

CAT IV. Measurement or overvoltage category IV. For measurement performed on / equipment connected to the origin of the electrical supply to a building.

CLEARANCE. Shortest distance in air between two conductive parts.

CREEPAGE DISTANCE. Shortest distance along the surface of a solid insulating material between two conductive parts.

CTI. Comparative Tracking Index of the insulating material in accordance with IEC 60112.

DOUBLE INSULATION. Insulation comprising both BASIC INSULATION and SUPPLEMENTARY INSULATION.

EN / IEC 60529:2001. The 2001 version of the European / international standard regarding the degrees of protection provided by enclosures.

EN / IEC 61010-1:2010. The latest version (in February 2012) of the European / international standard regarding the safety requirements for electrical equipment for measurement, control, and laboratory use – Part 1: General requirements. Version year 2010.

EN / IEC 61010-031:2008. The latest version (in February 2012) of the European / international standard regarding the safety requirements for electrical equipment for measurement, control and laboratory use – Part 031: Safety requirements for hand-held probe assemblies for electrical measurement and test. Version year 2008.

"LVD". European Directive 2006/95/EC on the harmonisation of the laws of Member States relating to electrical equipment designed for use within certain voltage limits. (Usually called the Low Voltage Directive.)

MAINS. Low-voltage electricity supply system to which the equipment concerned is designed to be connected for the purpose of powering the equipment.

MAINS CIRCUIT. Circuit which is intended to be directly connected to the MAINS for the purpose of powering the equipment.

OVERVOLTAGE CATEGORY. Numeral defining a TRANSIENT OVERVOLTAGE condition.

POLLUTION. Addition of foreign matter, solid, liquid or gaseous (ionized gases), that may produce a reduction of dielectric strength or surface resistivity.

POLLUTION DEGREE. Numeral indicating the level of POLLUTION that may be present in the environment.

POLLUTION DEGREE 1. No POLLUTION or only dry, non-conductive POLLUTION occurs, which has no influence.

POLLUTION DEGREE 2. Only non-conductive POLLUTION occurs except that occasionally a temporary conductivity caused by condensation is expected.

REINFORCED INSULATION. Insulation which provides protection against electric shock not less than that provided by DOUBLE INSULATION.

"RoHS". European Directive 2011/65/EU on the restriction of the use of certain hazardous substances in electrical and electronic equipment.

SOLID INSULATION. Insulating materials.

SUPPLEMENTARY INSULATION. Independent insulation applied in addition to BASIC INSULATION in order to provide protection against electric shock in the event of a failure of BASIC INSULATION.

TRANSIENT OVERVOLTAGE. Short duration overvoltage of a few milliseconds or less, oscillatory or non-oscillatory, usually highly damped.

WORKING VOLTAGE. Highest r.m.s. value of the a.c. or d.c. voltage across any particular insulation which can occur when the equipment is supplied at rated voltage.