



Is Now Part of



ON Semiconductor®

To learn more about ON Semiconductor, please visit our website at
www.onsemi.com

ON Semiconductor and the ON Semiconductor logo are trademarks of Semiconductor Components Industries, LLC dba ON Semiconductor or its subsidiaries in the United States and/or other countries. ON Semiconductor owns the rights to a number of patents, trademarks, copyrights, trade secrets, and other intellectual property. A listing of ON Semiconductor's product/patent coverage may be accessed at www.onsemi.com/site/pdf/Patent-Marking.pdf. ON Semiconductor reserves the right to make changes without further notice to any products herein. ON Semiconductor makes no warranty, representation or guarantee regarding the suitability of its products for any particular purpose, nor does ON Semiconductor assume any liability arising out of the application or use of any product or circuit, and specifically disclaims any and all liability, including without limitation special, consequential or incidental damages. Buyer is responsible for its products and applications using ON Semiconductor products, including compliance with all laws, regulations and safety requirements or standards, regardless of any support or applications information provided by ON Semiconductor. "Typical" parameters which may be provided in ON Semiconductor data sheets and/or specifications can and do vary in different applications and actual performance may vary over time. All operating parameters, including "Typicals" must be validated for each customer application by customer's technical experts. ON Semiconductor does not convey any license under its patent rights nor the rights of others. ON Semiconductor products are not designed, intended, or authorized for use as a critical component in life support systems or any FDA Class 3 medical devices or medical devices with a same or similar classification in a foreign jurisdiction or any devices intended for implantation in the human body. Should Buyer purchase or use ON Semiconductor products for any such unintended or unauthorized application, Buyer shall indemnify and hold ON Semiconductor and its officers, employees, subsidiaries, affiliates, and distributors harmless against all claims, costs, damages, and expenses, and reasonable attorney fees arising out of, directly or indirectly, any claim of personal injury or death associated with such unintended or unauthorized use, even if such claim alleges that ON Semiconductor was negligent regarding the design or manufacture of the part. ON Semiconductor is an Equal Opportunity/Affirmative Action Employer. This literature is subject to all applicable copyright laws and is not for resale in any manner.




November 2014

1N4001 - 1N4007 General-Purpose Rectifiers

Features

- Low Forward Voltage Drop
- High Surge Current Capability



DO-41
COLOR BAND DENOTES CATHODE

Ordering Information

Part Number	Top Mark	Package	Packing Method
1N4001	1N4001	DO-204AL (DO-41)	Tape and Reel
1N4002	1N4002	DO-204AL (DO-41)	Tape and Reel
1N4003	1N4003	DO-204AL (DO-41)	Tape and Reel
1N4004	1N4004	DO-204AL (DO-41)	Tape and Reel
1N4005	1N4005	DO-204AL (DO-41)	Tape and Reel
1N4006	1N4006	DO-204AL (DO-41)	Tape and Reel
1N4007	1N4007	DO-204AL (DO-41)	Tape and Reel

Absolute Maximum Ratings

Stresses exceeding the absolute maximum ratings may damage the device. The device may not function or be operable above the recommended operating conditions and stressing the parts to these levels is not recommended. In addition, extended exposure to stresses above the recommended operating conditions may affect device reliability. The absolute maximum ratings are stress ratings only. Values are at $T_A = 25^\circ\text{C}$ unless otherwise noted.

Symbol	Parameter	Value							Unit
		1N 4001	1N 4002	1N 4003	1N 4004	1N 4005	1N 4006	1N 4007	
V_{RRM}	Peak Repetitive Reverse Voltage	50	100	200	400	600	800	1000	V
$I_{F(AV)}$	Average Rectified Forward Current .375 " Lead Length at $T_A = 75^\circ\text{C}$	1.0							A
I_{FSM}	Non-Repetitive Peak Forward Surge Current 8.3 ms Single Half-Sine-Wave	30							A
I^2t	Rating for Fusing ($t < 8.3$ ms)	3.7							A^2sec
T_{STG}	Storage Temperature Range	-55 to +175							$^\circ\text{C}$
T_J	Operating Junction Temperature	-55 to +175							$^\circ\text{C}$

1N4001 - 1N4007 — General-Purpose Rectifiers

Thermal Characteristics

Values are at $T_A = 25^\circ\text{C}$ unless otherwise noted.

Symbol	Parameter	Value	Unit
P_D	Power Dissipation	3.0	W
$R_{\theta JA}$	Thermal Resistance, Junction-to-Ambient	50	$^\circ\text{C}/\text{W}$

Electrical Characteristics

Values are at $T_A = 25^\circ\text{C}$ unless otherwise noted.

Symbol	Parameter	Conditions	Value	Unit
V_F	Forward Voltage	$I_F = 1.0 \text{ A}$	1.1	V
I_{rr}	Maximum Full Load Reverse Current, Full Cycle	$T_A = 75^\circ\text{C}$	30	μA
I_R	Reverse Current at Rated V_R	$T_A = 25^\circ\text{C}$	5.0	μA
		$T_A = 100^\circ\text{C}$	50	
C_T	Total Capacitance	$V_R = 4.0 \text{ V}$, $f = 1.0 \text{ MHz}$	15	pF

Typical Performance Characteristics

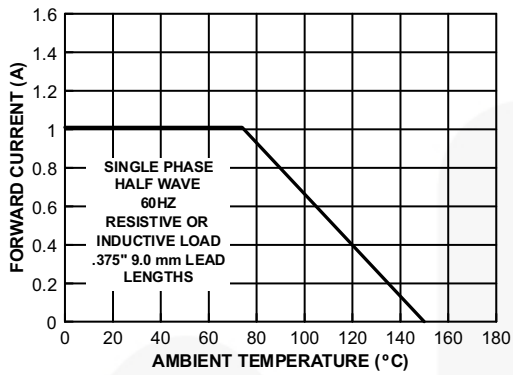


Figure 1. Forward Current Derating Curve

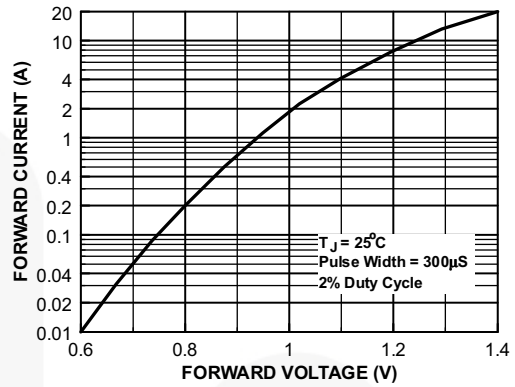


Figure 2. Forward Characteristics

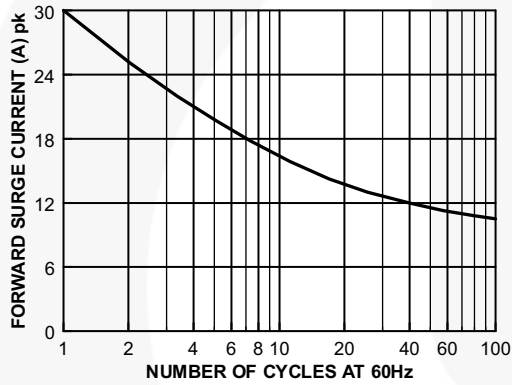


Figure 3. Non-Repetitive Surge Current

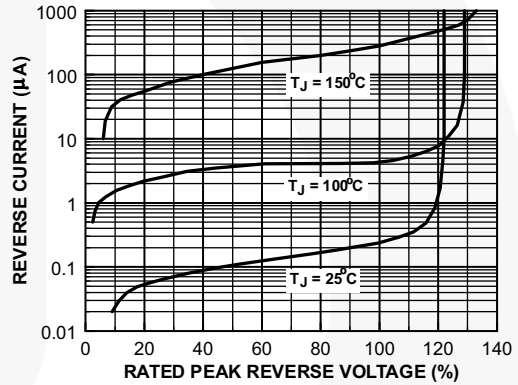
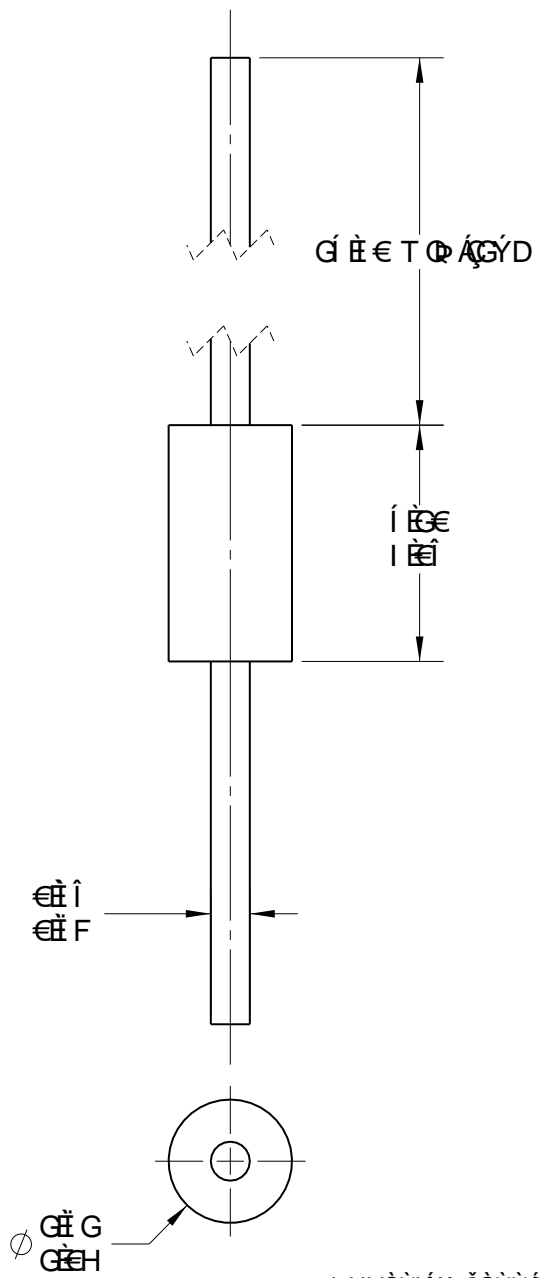


Figure 4. Reverse Characteristics

VP:SHOBY Φ OAHAP OAUUOYVAYIKHOB OP:SOAMOT SH:POVNUUOUUOUOBYH P:BUAMOO
 VP:OUUOP:ESSOOT QD:AVP:OAP:Φ:AEU:BO:OOUO:OAKU:OAKU:UOUU:UOSU:AEUAMOT QV:OO
 VU:AD:BO:OP:SOAMOT SH:POVNUUOUUOUOBYH P:BUAMOO:OAKU:UOUU:UOSU:AEUAMOT QV:OO
 Y:Φ:AN:OP:AUU:UOSU:AEUAMOT:POU:OU:UOUU:UOSU:AEUAMOT:OP:SOAMOT SH:POVNUU:AEU:UE
 OU:UD:SH:P:AN:AEU:OX:AN:V:SY:KOC:AI:O:V:OB:O:BE:U:AE:V:AI:OP:SH:OBY Φ O:AP:ESSKO
 OU:UD:O:AI:O:V:AS:O:O:AI:O:AI:OU:UB:V:OB:VU:OD:SO:U:OO:OP:Φ:U:UT SH:POVNUU:V:OB:OO
 U:AP:SH:OBY Φ O:AH:AP:O:BE:Φ:V:ES:AP:O:AUU:UOSU:AEU:UE

ΎΔΟΧΩΡΗΤΩ			
Ρ.Ο.Υ.	ΟΟΥΟΟΥΦΩΦ	ΟΕΒ.Ο	ΟΥΦΕΙ.Ο
F	ΥΟΣΟΕΥΟΟΑ/Υ.Ο.Ο.	G/RMSEI	PΥΦ.ΘΕ.Υ.Μ.Ζ.Ρ.Υ.Υ.
G	ΟΡΦ.Ο.Ο.Α.Ι.Ε.Ε.Α.Υ.Α.Ι.Ε.Ε. ΟΡΦ.Ο.Ο.Α.Ι.Υ.Ν.Ο.Α.Κ.Ε.Ο.Ο.Α.Ι.Σ.Ε.Υ.Ν.Ο.Α.Ι.Ο.Υ.Ε. Υ.Ο.Τ.Υ.Χ.Ο.Α.Ι.Ο.Σ.Ε.Υ.Α.Ι.Α.Ρ.Α.Γ.Σ.Ε.	FJ.Υ.Ο.Υ.Ε.Ι	PΥΦ.ΘΕ.Υ.Μ.Ζ.Ρ.Υ.Υ.



Β.Υ.Ν.Ο.Υ.Α.Ρ.Σ.Ο.Υ.Α.Ι.Υ.Π.Ο.Υ.Υ. Ψ.Ο.Α.Ι.Ο.Ο.Ο.Ο.

ΑΙ.Ο.Ε.Α.Ι.Ο.Σ.Ο.Ε.Ο.Α.Υ.Ν.Ο.Ε.Ο.Ε.Υ.Ο.Α.Ι.Ο.Ζ.Ο.Υ.Ο.Ρ.Ο.Ο.Α.
 Ρ.Ο.Ο.Ο.Α.Ι.Ο.Υ.Ε.Ι. Α.Κ.Ε.Υ.Φ.Ω.Π.Α.Ι.Ε.Σ.
 Α.Μ.Ο.Δ.Α.Ι.Ο.Σ.Ο.Ε.Ο.Α.Ι.Ο.Υ.Ο.Υ.Α.Ο.Ε.Ρ.Α.Ο.Α.Ι.Σ.Ε.Υ.Ν.Ο.Α.Ι.Ο.Υ.Α.
 Α.Μ.Ο.Δ.Α.Ι.Ο.Σ.Ο.Ε.Ο.Α.Ι.Ο.Υ.Ο.Υ.Α.Ο.Ε.Ρ.Α.Ο.Α.Ι.Σ.Ε.Υ.Ν.Ο.Α.Ι.Ο.Υ.Α.
 Α.Μ.Ο.Δ.Α.Ι.Ο.Σ.Ο.Ε.Ο.Α.Ι.Ο.Υ.Ο.Υ.Α.Ο.Ε.Ρ.Α.Ο.Α.Ι.Σ.Ε.Υ.Ν.Ο.Α.Ι.Ο.Υ.Α.
 Α.Μ.Ο.Δ.Α.Ι.Ο.Σ.Ο.Ε.Ο.Α.Ι.Ο.Υ.Ο.Υ.Α.Ο.Ε.Ρ.Α.Ο.Α.Ι.Σ.Ε.Υ.Ν.Ο.Α.Ι.Ο.Υ.Α.

ΟΟΥ.Υ.Υ.Χ.Ε.Σ.Υ.	ΟΕΒ.Ο				
Ο.Υ.Ο.Υ.Α.Ι.Ε.Ε.Ο.Υ.	FJ.Υ.Ο.Υ.Ε.Ι				
ΟΡ.Ο.Σ.Ο.Κ.	P.Ο.Π.Υ.Α.Φ.Ο.Θ.				
ΟΕ.ΟΥ.Υ.Ο.Ο.Κ.	Ο.Υ.Α.Ρ.Υ.Ο.Φ.Ο.				
ΟΕ.ΟΥ.Υ.Ο.Ο.Κ.	P.Υ.Υ. Ο.Ε.Υ.Ο.Ε.Σ.Ο.Ρ.	Ο.Ε.Υ.Ο.Ε.Σ.Ο.Ε.Ο.Ο.Α. Ρ.Ο.Ο.Ο.Α.Ι.Ο.Υ.Ε.Ι. Α.Κ.Ε.Υ.Φ.Ω.Π.Α.Ι.Ε.Σ.			
Υ.ΟΥ.Ρ.Ο.ΟΥ.Φ.		Υ.Ο.Ε.Β.Ο	Υ.Ο.Ζ.Ο.	Ο.Υ.Ο.Β.Φ.Ο.Α.Υ.Η.Τ.Ο.ΟΥ.	Υ.Ο.Κ.
Φ.Ο.Ρ.		F/K	P/BE	T SVE/UI FCE	G
			Φ.Υ.Τ.Ο.Υ.Σ.Τ.Κ. P/BE		Υ.Π.Ο.Υ.Α.Κ. FAU/EF

ON Semiconductor and  are trademarks of Semiconductor Components Industries, LLC dba ON Semiconductor or its subsidiaries in the United States and/or other countries. ON Semiconductor owns the rights to a number of patents, trademarks, copyrights, trade secrets, and other intellectual property. A listing of ON Semiconductor's product/patent coverage may be accessed at www.onsemi.com/site/pdf/Patent-Marking.pdf. ON Semiconductor reserves the right to make changes without further notice to any products herein. ON Semiconductor makes no warranty, representation or guarantee regarding the suitability of its products for any particular purpose, nor does ON Semiconductor assume any liability arising out of the application or use of any product or circuit, and specifically disclaims any and all liability, including without limitation special, consequential or incidental damages. Buyer is responsible for its products and applications using ON Semiconductor products, including compliance with all laws, regulations and safety requirements or standards, regardless of any support or applications information provided by ON Semiconductor. "Typical" parameters which may be provided in ON Semiconductor data sheets and/or specifications can and do vary in different applications and actual performance may vary over time. All operating parameters, including "Typicals" must be validated for each customer application by customer's technical experts. ON Semiconductor does not convey any license under its patent rights nor the rights of others. ON Semiconductor products are not designed, intended, or authorized for use as a critical component in life support systems or any FDA Class 3 medical devices or medical devices with a same or similar classification in a foreign jurisdiction or any devices intended for implantation in the human body. Should Buyer purchase or use ON Semiconductor products for any such unintended or unauthorized application, Buyer shall indemnify and hold ON Semiconductor and its officers, employees, subsidiaries, affiliates, and distributors harmless against all claims, costs, damages, and expenses, and reasonable attorney fees arising out of, directly or indirectly, any claim of personal injury or death associated with such unintended or unauthorized use, even if such claim alleges that ON Semiconductor was negligent regarding the design or manufacture of the part. ON Semiconductor is an Equal Opportunity/Affirmative Action Employer. This literature is subject to all applicable copyright laws and is not for resale in any manner.

PUBLICATION ORDERING INFORMATION

LITERATURE FULFILLMENT:

Literature Distribution Center for ON Semiconductor
19521 E. 32nd Pkwy, Aurora, Colorado 80011 USA
Phone: 303-675-2175 or 800-344-3860 Toll Free USA/Canada
Fax: 303-675-2176 or 800-344-3867 Toll Free USA/Canada
Email: orderlit@onsemi.com

N. American Technical Support: 800-282-9855 Toll Free
USA/Canada
Europe, Middle East and Africa Technical Support:
Phone: 421 33 790 2910
Japan Customer Focus Center
Phone: 81-3-5817-1050

ON Semiconductor Website: www.onsemi.com
Order Literature: <http://www.onsemi.com/orderlit>
For additional information, please contact your local
Sales Representative