

# Fast Recovery Glass Passivated Rectifier



## Features

- Fast switching for high efficiency
- Low cost
- Diffused junction
- Low reverse leakage current
- Low forward voltage drop
- High current capability
- The plastic material carries UL recognition 94V-0

## Mechanical Data

Case	: JEDEC DO-15 molded plastic
Polarity	: Colour band denotes cathode
Weight	: 0.015 ounces, 0.4 grams
Mounting Position	: Any
Reverse Voltage	: 1000 Volts
Forward Current	: 2 Ampere

## Maximum Ratings and Electrical Characteristics:

Rating at 25°C ambient temperature unless otherwise specified.

Single phase, half wave, 60Hz, resistive or inductive load.

For capacitive load, derate current by 20%.

Characteristics	Symbol	FR207G	Unit
Max. Recurrent Peak Reverse Voltage	$V_{RRM}$	1000	V
Max. RMS Voltage	$V_{RMS}$	700	V
Max. DC Blocking Voltage	$V_{DC}$	1000	V
Max. Average Forward Rectified Current @ $T_A = 75^\circ\text{C}$	$I_{(AV)}$	2	A
Peak Forward Surge Current 8.3ms Single Half Sine-Wave Super Imposed on Rated Load (JEDEC Method)	$I_{FSM}$	60	A
Peak Forward Voltage at 2A DC	$V_F$	1.3	V
Maximum DC Reverse Current @ $T_J = 25^\circ\text{C}$ at Rated DC Blocking Voltage @ $T_J = 100^\circ\text{C}$	$I_R$	5 100	$\mu\text{A}$
Maximum Reverse Recovery Time (Note 1)	$T_{rr}$	500	nS
Typical Junction Capacitance (Note 2)	$C_J$	20	pF
Typical Thermal Resistance (Note 3)	$R_{\theta JA}$	25	$^\circ\text{C/W}$
Operating Temperature Range	$T_J$	-55 to +150	$^\circ\text{C}$
Storage Temperature Range	$T_{STG}$	-55 to +150	$^\circ\text{C}$

- Notes** : 1. Measured with  $I_F = 0.5\text{A}$ ,  $I_R = 1\text{A}$ ,  $I_{RR} = 0.25\text{A}$   
2. Measured at 1MHz and applied reverse voltage of 4V DC  
3. Thermal resistance junction to ambient.  
4. The typical data above is for reference only

# Fast Recovery Glass Passivated Rectifier



## Ratings and Characteristic Curves

FIG. 1 – FORWARD CURRENT DERATING CURVE

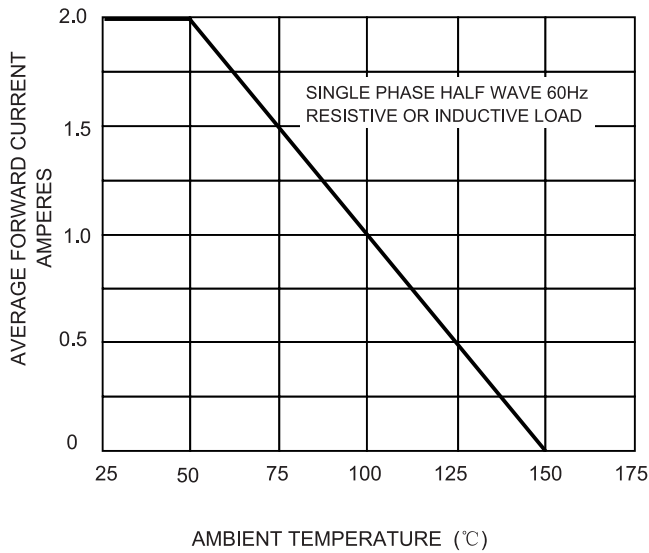


FIG. 2 – MAXIMUM NON-REPETITIVE SURGE CURRENT

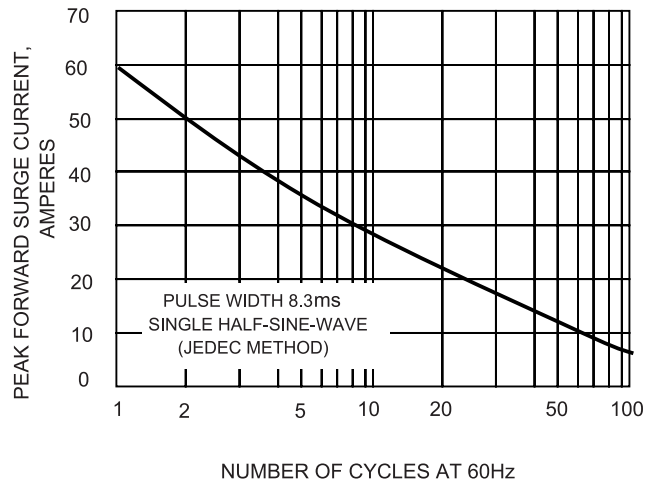


FIG. 3 – TYPICAL JUNCTION CAPACITANCE

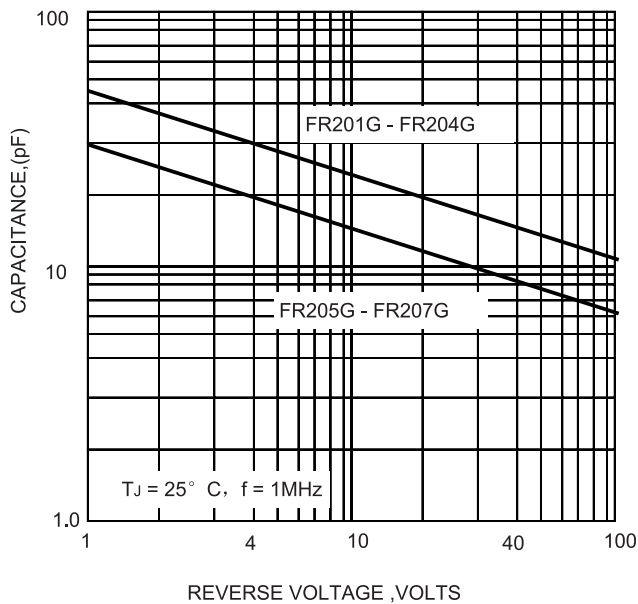
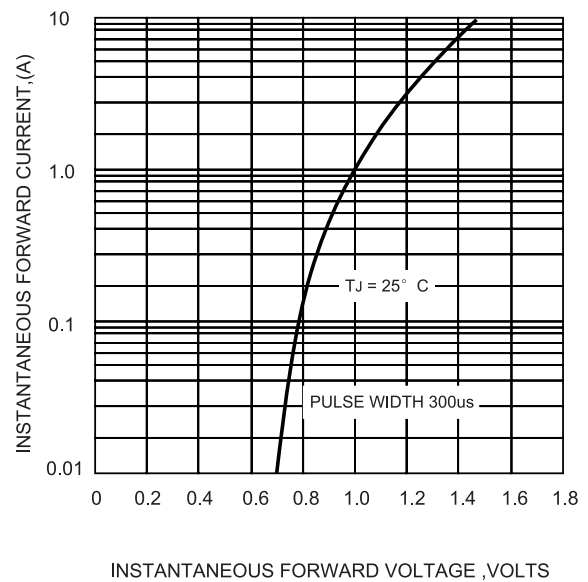


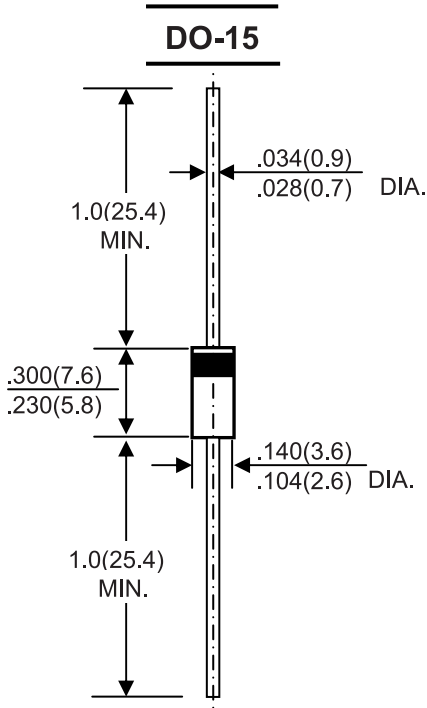
FIG. 4-TYPICAL FORWARD CHARACTERISTICS



# Fast Recovery Glass Passivated Rectifier



## Dimensions:



Dimensions : Inches (Millimetres)

## Part Number Table

Description	Part Number
Fast Recovery Glass Passivated Rectifier	FR207G

**Important Notice :** This data sheet and its contents (the "Information") belong to the members of the Premier Farnell group of companies (the "Group") or are licensed to it. No licence is granted for the use of it other than for information purposes in connection with the products to which it relates. No licence of any intellectual property rights is granted. The Information is subject to change without notice and replaces all data sheets previously supplied. The Information supplied is believed to be accurate but the Group assumes no responsibility for its accuracy or completeness, any error in or omission from it or for any use made of it. Users of this data sheet should check for themselves the Information and the suitability of the products for their purpose and not make any assumptions based on information included or omitted. Liability for loss or damage resulting from any reliance on the Information or use of it (including liability resulting from negligence or where the Group was aware of the possibility of such loss or damage arising) is excluded. This will not operate to limit or restrict the Group's liability for death or personal injury resulting from its negligence. Multicomp is the registered trademark of the Group. © Premier Farnell plc 2012.

www.element14.com  
www.farnell.com  
www.newark.com

