



Is Now Part of



ON Semiconductor®

To learn more about ON Semiconductor, please visit our website at
www.onsemi.com

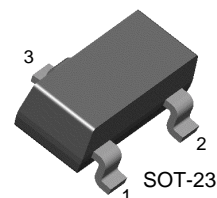
ON Semiconductor and the ON Semiconductor logo are trademarks of Semiconductor Components Industries, LLC dba ON Semiconductor or its subsidiaries in the United States and/or other countries. ON Semiconductor owns the rights to a number of patents, trademarks, copyrights, trade secrets, and other intellectual property. A listing of ON Semiconductor's product/patent coverage may be accessed at www.onsemi.com/site/pdf/Patent-Marking.pdf. ON Semiconductor reserves the right to make changes without further notice to any products herein. ON Semiconductor makes no warranty, representation or guarantee regarding the suitability of its products for any particular purpose, nor does ON Semiconductor assume any liability arising out of the application or use of any product or circuit, and specifically disclaims any and all liability, including without limitation special, consequential or incidental damages. Buyer is responsible for its products and applications using ON Semiconductor products, including compliance with all laws, regulations and safety requirements or standards, regardless of any support or applications information provided by ON Semiconductor. "Typical" parameters which may be provided in ON Semiconductor data sheets and/or specifications can and do vary in different applications and actual performance may vary over time. All operating parameters, including "Typicals" must be validated for each customer application by customer's technical experts. ON Semiconductor does not convey any license under its patent rights nor the rights of others. ON Semiconductor products are not designed, intended, or authorized for use as a critical component in life support systems or any FDA Class 3 medical devices or medical devices with a same or similar classification in a foreign jurisdiction or any devices intended for implantation in the human body. Should Buyer purchase or use ON Semiconductor products for any such unintended or unauthorized application, Buyer shall indemnify and hold ON Semiconductor and its officers, employees, subsidiaries, affiliates, and distributors harmless against all claims, costs, damages, and expenses, and reasonable attorney fees arising out of, directly or indirectly, any claim of personal injury or death associated with such unintended or unauthorized use, even if such claim alleges that ON Semiconductor was negligent regarding the design or manufacture of the part. ON Semiconductor is an Equal Opportunity/Affirmative Action Employer. This literature is subject to all applicable copyright laws and is not for resale in any manner.

BC856- BC860

PNP Epitaxial Silicon Transistor

Features

- Switching and Amplifier Applications
- Suitable for automatic insertion in thick and thin-film circuits
- Low Noise: BC859, BC860
- Complement to BC846 ... BC850



1. Base 2. Emitter 3. Collector

Absolute Maximum Ratings* $T_a = 25^\circ\text{C}$ unless otherwise noted

| Symbol | Parameter | Value | Units |
|-----------|-----------------------------|-----------|------------------|
| V_{CB0} | Collector-Base Voltage | | |
| | : BC856 | -80 | V |
| | : BC857/860 | -50 | V |
| | : BC858/859 | -30 | V |
| V_{CEO} | Collector-Emitter Voltage | | |
| | : BC856 | -65 | V |
| | : BC857/860 | -45 | V |
| | : BC858/859 | -30 | V |
| V_{EBO} | Emitter-Base Voltage | -5 | V |
| I_C | Collector Current (DC) | -100 | mA |
| P_C | Collector Power Dissipation | 310 | mW |
| T_J | Junction Temperature | 150 | $^\circ\text{C}$ |
| T_{STG} | Storage Temperature | -65 ~ 150 | $^\circ\text{C}$ |

* These ratings are limiting values above which the serviceability of any semiconductor device may be impaired.

Electrical Characteristics* $T_a = 25^\circ\text{C}$ unless otherwise noted

| Symbol | Parameter | Test Condition | Min. | Typ. | Max. | Units |
|----------------------|--------------------------------------|--|---|------|------|-------|
| I_{CBO} | Collector Cut-off Current | $V_{CB} = -30\text{V}, I_E = 0$ | | | -15 | nA |
| h_{FE} | DC Current Gain | $V_{CE} = -5\text{V}, I_C = -2\text{mA}$ | 110 | | 800 | |
| $V_{CE}(\text{sat})$ | Collector-Emitter Saturation Voltage | $I_C = -10\text{mA}, I_B = -0.5\text{mA}$ | | -90 | -300 | mV |
| | | $I_C = -100\text{mA}, I_B = -5\text{mA}$ | | -250 | -650 | mV |
| $V_{BE}(\text{sat})$ | Base-Emitter Saturation Voltage | $I_C = -10\text{mA}, I_B = -0.5\text{mA}$ | | -700 | | mV |
| | | $I_C = -100\text{mA}, I_B = -5\text{mA}$ | | -900 | | mV |
| $V_{BE}(\text{on})$ | Base-Emitter On Voltage | $V_{CE} = -5\text{V}, I_C = -2\text{mA}$ | -600 | -660 | -750 | mV |
| | | $V_{CE} = -5\text{V}, I_C = -10\text{mA}$ | | | -800 | mV |
| f_T | Current Gain Bandwidth Product | $V_{CE} = -5\text{V}, I_C = -10\text{mA}$ $f = 100\text{MHz}$ | | 150 | | MHz |
| C_{ob} | Output Capacitance | $V_{CB} = -10\text{V}, I_E = 0, f = 1\text{MHz}$ | | | 6 | pF |
| NF | Noise Figure | : BC856/857/858 : BC859/860 | $V_{CE} = -5\text{V}, I_C = -200\mu\text{A}$ $R_G = 2\text{K}\Omega, f = 1\text{KHz}$ | 2 | 10 | dB |
| | | | | 1 | 4 | dB |
| | | : BC859 : BC860 | $V_{CE} = -5\text{V}, I_C = -200\mu\text{A}$ $R_G = 2\text{K}\Omega, f = 30 \sim 15000\text{Hz}$ | 1.2 | 4 | dB |
| | | | | 1.2 | 2 | dB |

* Pulse Test: Pulse Width $\leq 300\mu\text{s}$, Duty Cycle $\leq 2\%$

h_{FE} Classification

| Classification | A | B | C |
|-----------------|-----------|-----------|-----------|
| h _{FE} | 110 ~ 220 | 200 ~ 450 | 420 ~ 800 |

Ordering Information

| Device ^(note1) | Device Marking | Package | Packing Method | Qty(pcs) | Pin Difinitions |
|---------------------------|----------------|---------|----------------|----------|------------------------------|
| BC856AMTF | 9AA | SOT-23 | Tape & Reel | 3000 | 1.Base 2.Emitter 3.Collector |
| BC856BMTF | 9AB | SOT-23 | Tape & Reel | 3000 | 1.Base 2.Emitter 3.Collector |
| BC856CMTF | 9AC | SOT-23 | Tape & Reel | 3000 | 1.Base 2.Emitter 3.Collector |
| BC857AMTF | 9BA | SOT-23 | Tape & Reel | 3000 | 1.Base 2.Emitter 3.Collector |
| BC857BMTF | 9BB | SOT-23 | Tape & Reel | 3000 | 1.Base 2.Emitter 3.Collector |
| BC857CMTF | 9BC | SOT-23 | Tape & Reel | 3000 | 1.Base 2.Emitter 3.Collector |
| BC858AMTF | 9CA | SOT-23 | Tape & Reel | 3000 | 1.Base 2.Emitter 3.Collector |
| BC858BMTF | 9CB | SOT-23 | Tape & Reel | 3000 | 1.Base 2.Emitter 3.Collector |
| BC858CMTF | 9CC | SOT-23 | Tape & Reel | 3000 | 1.Base 2.Emitter 3.Collector |
| BC859AMTF | 9DA | SOT-23 | Tape & Reel | 3000 | 1.Base 2.Emitter 3.Collector |
| BC859BMTF | 9DB | SOT-23 | Tape & Reel | 3000 | 1.Base 2.Emitter 3.Collector |
| BC859CMTF | 9DC | SOT-23 | Tape & Reel | 3000 | 1.Base 2.Emitter 3.Collector |
| BC860AMTF | 9EA | SOT-23 | Tape & Reel | 3000 | 1.Base 2.Emitter 3.Collector |
| BC860BMTF | 9EB | SOT-23 | Tape & Reel | 3000 | 1.Base 2.Emitter 3.Collector |
| BC860CMTF | 9EC | SOT-23 | Tape & Reel | 3000 | 1.Base 2.Emitter 3.Collector |

Note1 : Affix "-A,-B,-C" means h_{FE} classification.

Affix "-M" means the matte type package.

Affix "-TF" means the tape & reel type packing.

Typical Performance Characteristics

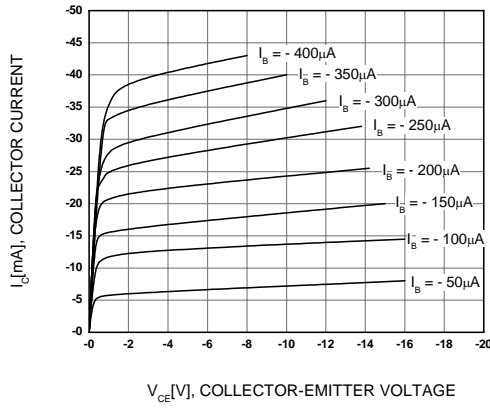


Figure 1. Static Characteristic

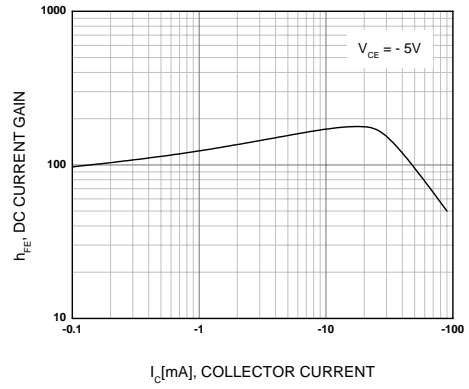


Figure 2. DC current Gain

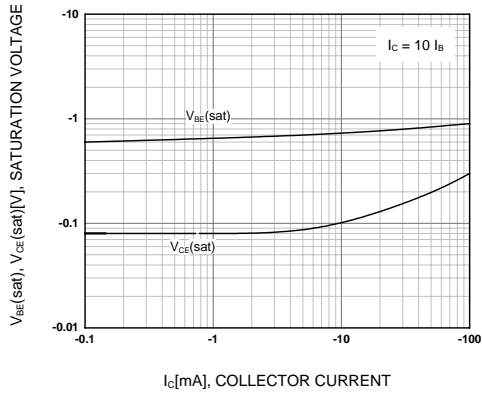


Figure 3. Base-Emitter Saturation Voltage
Collector-Emitter Saturation Voltage

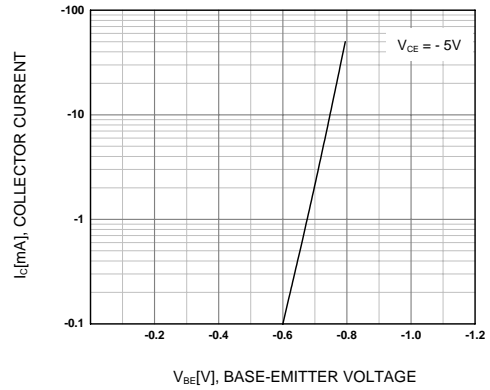


Figure 4. Base-Emitter On Voltage

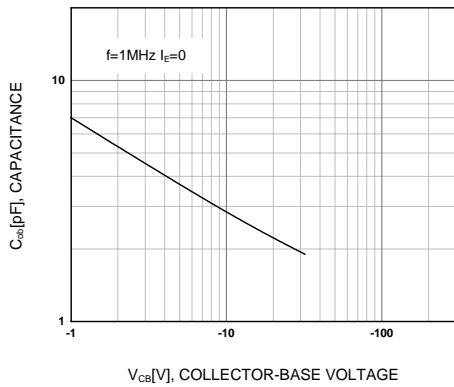


Figure 5. Collector Output Capacitance

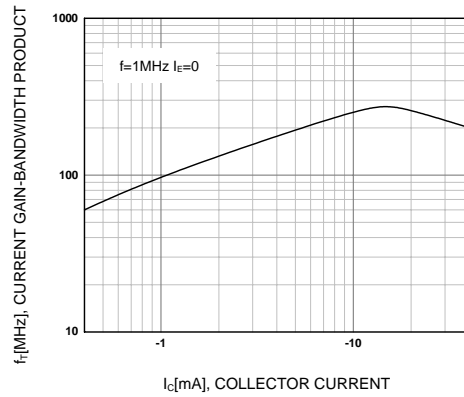
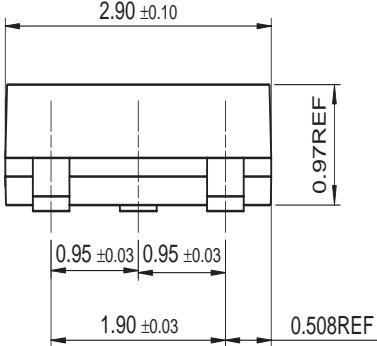
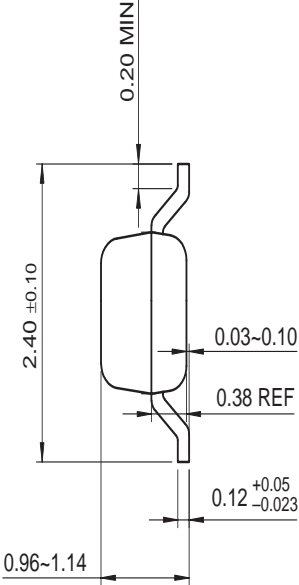
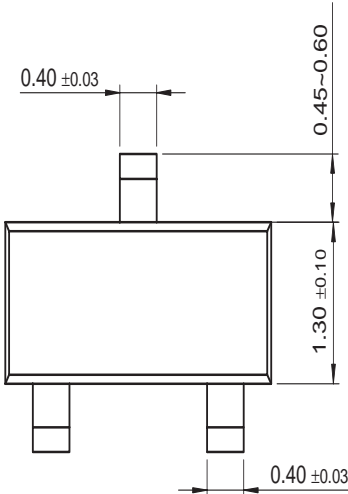


Figure 6. Current Gain Bandwidth Product

Mechanical Dimensions

SOT-23



Dimensions in Millimeters

TRADEMARKS

The following are registered and unregistered trademarks Fairchild Semiconductor owns or is authorized to use and is not intended to be an exhaustive list of all such trademarks.

| | | | | |
|---|----------------------------------|----------------------------------|------------------------------|-----------------------|
| ACE ^x TM | FACT Quiet Series TM | OCX TM | SILENT SWITCHER [®] | UltraFET [®] |
| ActiveArray TM | GlobalOptoisolator TM | OCXPro TM | SMART START TM | UniFET TM |
| Bottomless TM | GTO TM | OPTOLOGIC [®] | SPM TM | VCX TM |
| Build it Now TM | HiSeC TM | OPTOPLANAR TM | Stealth TM | Wire TM |
| CoolFET TM | I ² C TM | PACMAN TM | SuperFET TM | |
| CROSSVOLT TM | i-Lo TM | POP TM | SuperSOT TM -3 | |
| DOME TM | ImpliedDisconnect TM | Power247 TM | SuperSOT TM -6 | |
| EcoSPARK TM | IntelliMAX TM | PowerEdge TM | SuperSOT TM -8 | |
| E ² CMOS TM | ISOPLANAR TM | PowerSaver TM | SyncFET TM | |
| EnSigna TM | LittleFET TM | PowerTrench [®] | TCM TM | |
| FACT TM | MICROCOUPLER TM | QFET [®] | TinyBoost TM | |
| FAST [®] | MicroFET TM | QS TM | TinyBuck TM | |
| FAST _r TM | MicroPak TM | QT Optoelectronics TM | TinyPWM TM | |
| FPS TM | MICROWIRE TM | Quiet Series TM | TinyPower TM | |
| FRFET TM | MSX TM | RapidConfigure TM | TinyLogic [®] | |
| | MSXPro TM | RapidConnect TM | TINYOPTO TM | |
| Across the board. Around the world. TM | | μSerDes TM | TruTranslation TM | |
| The Power Franchise [®] | | ScalarPump TM | UHC TM | |
| Programmable Active Droop TM | | | | |

DISCLAIMER

FAIRCHILD SEMICONDUCTOR RESERVES THE RIGHT TO MAKE CHANGES WITHOUT FURTHER NOTICE TO ANY PRODUCTS HEREIN TO IMPROVE RELIABILITY, FUNCTION OR DESIGN. FAIRCHILD DOES NOT ASSUME ANY LIABILITY ARISING OUT OF THE APPLICATION OR USE OF ANY PRODUCT OR CIRCUIT DESCRIBED HEREIN; NEITHER DOES IT CONVEY ANY LICENSE UNDER ITS PATENT RIGHTS, NOR THE RIGHTS OF OTHERS. THESE SPECIFICATIONS DO NOT EXPAND THE TERMS OF FAIRCHILD'S WORLDWIDE TERMS AND CONDITIONS, SPECIFICALLY THE WARRANTY THEREIN, WHICH COVERS THESE PRODUCTS.

LIFE SUPPORT POLICY

FAIRCHILD'S PRODUCTS ARE NOT AUTHORIZED FOR USE AS CRITICAL COMPONENTS IN LIFE SUPPORT DEVICES OR SYSTEMS WITHOUT THE EXPRESS WRITTEN APPROVAL OF FAIRCHILD SEMICONDUCTOR CORPORATION.

As used herein:

1. Life support devices or systems are devices or systems which, (a) are intended for surgical implant into the body, or (b) support or sustain life, or (c) whose failure to perform when properly used in accordance with instructions for use provided in the labeling, can be reasonably expected to result in significant injury to the user.
2. A critical component is any component of a life support device or system whose failure to perform can be reasonably expected to cause the failure of the life support device or system, or to affect its safety or effectiveness.

PRODUCT STATUS DEFINITIONS

Definition of Terms

| Datasheet Identification | Product Status | Definition |
|--------------------------|------------------------|---|
| Advance Information | Formative or In Design | This datasheet contains the design specifications for product development. Specifications may change in any manner without notice. |
| Preliminary | First Production | This datasheet contains preliminary data, and supplementary data will be published at a later date. Fairchild Semiconductor reserves the right to make changes at any time without notice in order to improve design. |
| No Identification Needed | Full Production | This datasheet contains final specifications. Fairchild Semiconductor reserves the right to make changes at any time without notice in order to improve design. |
| Obsolete | Not In Production | This datasheet contains specifications on a product that has been discontinued by Fairchild semiconductor. The datasheet is printed for reference information only. |

Rev. I20

ON Semiconductor and  are trademarks of Semiconductor Components Industries, LLC dba ON Semiconductor or its subsidiaries in the United States and/or other countries. ON Semiconductor owns the rights to a number of patents, trademarks, copyrights, trade secrets, and other intellectual property. A listing of ON Semiconductor's product/patent coverage may be accessed at www.onsemi.com/site/pdf/Patent-Marking.pdf. ON Semiconductor reserves the right to make changes without further notice to any products herein. ON Semiconductor makes no warranty, representation or guarantee regarding the suitability of its products for any particular purpose, nor does ON Semiconductor assume any liability arising out of the application or use of any product or circuit, and specifically disclaims any and all liability, including without limitation special, consequential or incidental damages. Buyer is responsible for its products and applications using ON Semiconductor products, including compliance with all laws, regulations and safety requirements or standards, regardless of any support or applications information provided by ON Semiconductor. "Typical" parameters which may be provided in ON Semiconductor data sheets and/or specifications can and do vary in different applications and actual performance may vary over time. All operating parameters, including "Typicals" must be validated for each customer application by customer's technical experts. ON Semiconductor does not convey any license under its patent rights nor the rights of others. ON Semiconductor products are not designed, intended, or authorized for use as a critical component in life support systems or any FDA Class 3 medical devices or medical devices with a same or similar classification in a foreign jurisdiction or any devices intended for implantation in the human body. Should Buyer purchase or use ON Semiconductor products for any such unintended or unauthorized application, Buyer shall indemnify and hold ON Semiconductor and its officers, employees, subsidiaries, affiliates, and distributors harmless against all claims, costs, damages, and expenses, and reasonable attorney fees arising out of, directly or indirectly, any claim of personal injury or death associated with such unintended or unauthorized use, even if such claim alleges that ON Semiconductor was negligent regarding the design or manufacture of the part. ON Semiconductor is an Equal Opportunity/Affirmative Action Employer. This literature is subject to all applicable copyright laws and is not for resale in any manner.

PUBLICATION ORDERING INFORMATION

LITERATURE FULFILLMENT:

Literature Distribution Center for ON Semiconductor
19521 E. 32nd Pkwy, Aurora, Colorado 80011 USA
Phone: 303-675-2175 or 800-344-3860 Toll Free USA/Canada
Fax: 303-675-2176 or 800-344-3867 Toll Free USA/Canada
Email: orderlit@onsemi.com

N. American Technical Support: 800-282-9855 Toll Free
USA/Canada
Europe, Middle East and Africa Technical Support:
Phone: 421 33 790 2910
Japan Customer Focus Center
Phone: 81-3-5817-1050

ON Semiconductor Website: www.onsemi.com
Order Literature: <http://www.onsemi.com/orderlit>
For additional information, please contact your local
Sales Representative