

Control and signaling units Ø 22

Harmony[®] XB4 metal

Catalog

January 2017



Quick access to Product information

Select your Catalogue, your Training

Digi-Cat

The complete digital catalogue for industrial automation



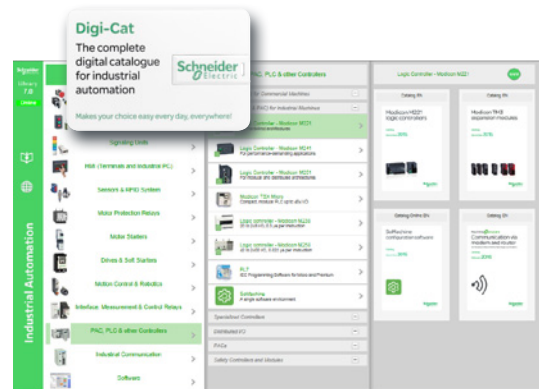
Makes your choice easy every day, everywhere!



With just 3 clicks, you can reach the 7,000 pages of the Industrial Automation & Control catalogue, in both English and French.

- Digi-Cat is available on a USB key (for PC). To get your Digi-Cat, please contact your local center
- Download Digi-Cat from this address:

<http://digi-cat.schneider-electric.com/download.html>

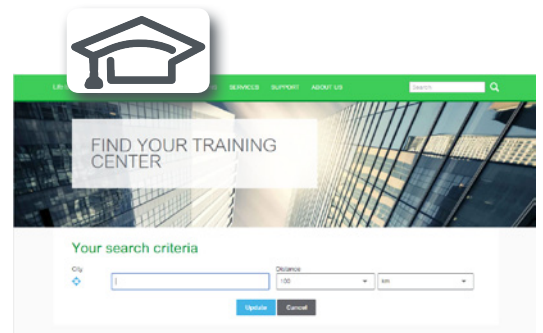
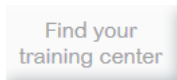


Find your training

- Find the right training for your needs
- Locate the training center with the selector tool, using this address:

<http://www.schneider-electric.com/b2b/en/services/training/technical-training.jsp>

then click on



Life Is On



General contents

Harmony® XB4 metal

Selection guide page 2

■ Presentation

- Presentation page 4
- Installation, mounting, and environment page 5
- Application page 6

■ Description..... page 7




- Complete units..... page 8
- Sub-assemblies..... page 10

■ Installation

















- Contact mounting - Contact sequence..... page 14

■ References

- Spring return, pushbuttons page 16
- Illuminated pushbuttons, spring return
 - With integral LED..... page 19
 - With BA 9s base fitting page 21
- Multiple-headed pushbuttons, spring return..... page 22
- Mushroom head pushbuttons, spring return type or latching type page 24
- Emergency stop and Emergency switching off functions page 26
- Circular yellow legends for Emergency stop page 27
- Pushbuttons and illuminated pushbuttons, push-push page 28
- Selector switches
 - With standard handle..... page 30
 - With long handle and padlockable long handle page 31
 - Key switches..... page 32
 - With knurled knob page 33
 - Illuminated, with standard handle and integral LED page 34
- Pilot lights
 - With integral LED..... page 36
 - With BA 9s base fitting page 37
- Specific functions
 - Manual overload reset pushbuttons, potentiometers page 38
 - Timers, hour counters, annunciators, USB/RJ45 ports,
and fuse carrier page 39
 - Joystick controllers with screw clamp terminal connections page 40
 - Wobblesticks page 41
- Contact and illuminated functions (blocks & bodies)
 - With screw clamp terminal connections page 42
 - With spring clamp terminal connections..... page 44
 - For printed circuit board page 45
 - With Faston connectors page 46
 - With plug-in connectors page 46
- Body/contact assemblies and light blocks
 - With integral LED..... page 48
 - With BA 9s base fitting page 50
- Accessories
 - For heads page 55
 - For pushbuttons..... page 63
 - Legends and legend holders..... page 56
- **Product reference index**..... page 66

Type of products	Pilot lights	Pushbuttons, selector switches and pilot lights			Biometric switches	
						
						
						
						
Description of range	<ul style="list-style-type: none"> LED pilot lights 	<ul style="list-style-type: none"> Pushbuttons Multiple-headed pushbuttons Emergency Stop pushbuttons Selector switches and key switches Illuminated pushbuttons Pilot lights 			<ul style="list-style-type: none"> Fingerprint readers 24V ~ Stand-alone biometric switches Stand-alone USB biometric switches USB biometric switches dedicated to Schneider HMI (1) 	
Features	Products	Monolithic, compact, low consumption	Complete units or sub-assemblies (body + head)			Monolithic
	Bezel	Double insulated	Double insulated (3)	Metal, chromium plated or black	Double insulated	Double insulated, dark grey
	Shape of head	Circular	Circular, square or rectangular	Circular	Circular or square	–
Drilling or cut-out for fixing		Ø 8 mm and Ø 12 mm/0.315 in. and 0.472 in.	Ø 16 mm/0.630 in.	Ø 22 mm/0.866 in.		
Degree of protection	Conforming to IEC 60529	IP 40 IP 65 with seal	IP 65	IP 66, IP 67, IP 69, and IP 69K		IP 65 (control button)
	Conforming to UL 508 and CSA C22-2 N° 14	–	Enclosure type 4, 4X and 13			Enclosure type 12
Cabling		Tags for 2.8 x 0.5 mm/0.110 x 0.020 in. connectors or threaded connector	Faston connectors Solder pins for printed circuit boards (3) Fast connector socket (4)	Spring clamp terminal connections Screw clamp terminal connections Faston connectors Connector with adapter for printed circuit board		Cable or connectors
Mounting	Panel thickness	1...8 mm/0.039...0.315 in.	1...6 mm/0.039...0.236 in.			
Type references		XVLA	XB6, XB6E	XB4	XB5	XB5S

(1) Compatible with Magelis iPC, STU, OT, GXO, GT (except GT1000 series), GK, GH, and GTO models.
 (2) Wireless and batteryless pushbutton and receiver ready-paired at the factory.

Wireless and batteryless pushbuttons	Pushbuttons, selector switches and pilot lights	Joystick controllers	Pushbuttons, selector switches and pilot lights	Cam switches		
						
						
						
						
Description of range	<ul style="list-style-type: none"> Wireless and batteryless pushbuttons and rope pull switch Configurable receivers Access point Relay-antenna Mobile handy box or plastic boxes for wall mounting 	<ul style="list-style-type: none"> Pushbuttons Emergency Stop and Emergency switching off pushbuttons Selector switches and key switches Illuminated pushbuttons Pilot lights 	<ul style="list-style-type: none"> 2 or 4 direction Stay put or spring return 	<ul style="list-style-type: none"> Pushbuttons Emergency Stop buttons Selector switches and key switches Illuminated pushbuttons Pilot lights 	<ul style="list-style-type: none"> Switches Stepping switches Reversing and changeover switches Ammeter switches Voltmeter switches Reversing switches Star-delta and reversing star-delta switches Pole change switches 	
Features	Products	Ready-to-use packs (2) and "components" range	Monolithic	Complete units or sub-assemblies (body + head with lever)		Complete units or sub-assemblies (body + head)
	Bezel	Metal, chromium plated or double insulated, black	Double insulated, dark grey (or white for pilot lights)	Metal, chromium plated	Double insulated, black	Metal, chromium plated or double insulated, black
	Shape of head	Transmitter with circular head	Circular	Circular	Hexagonal	Square
Drilling or cut-out for fixing		Ø 22 mm/0.866 in.			Ø 30 mm/1.181 in.	Ø 16 or Ø 22 mm/0.630 or 0.866 in.: series K10 Ø 22 mm/0.866 in. and multifixing: series K1/K2 4 holes, 48 or 68 centres: series K30...K150
Degree of protection	Conforming to IEC 60529	IP 65	IP 65 (control buttons and pilot lights) IP 54 (Emergency switching off pushbuttons)	IP 65	IP 66	IP 65
	Conforming to UL 508 and CSA C22-2 N° 14	Enclosure type 12	Enclosure type 3 (pushbuttons and Emergency stop) and 4 (pilot lights)	Enclosure type 4, 4X and 13	Enclosure type 4 and 13 (9001K) Enclosure type 4, 4X, 13 (9001SK)	–
Cabling		Wireless (transmitter) Through cable (receiver)	Screw and captive clamp terminal connections Faston clip connections (pilot lights)	Screw and captive clamp terminal connections		
Mounting	Panel thickness	1...6 mm/0.039...0.236 in.				0.5...6 mm/0.020...0.236 in. (depending on model)
Type references		XB5R, XB4R	XB7	XD4PA	XD2GA	XD5PA
		9001K, 9001SK			K10, K1, K2, K30, K50, K63, K115, K150	

(3) For Harmony XB6 only.
 (4) For Harmony XB6E only.

Presentation

The Harmony® XB4 metal range of modular control and signaling units combines simplicity of installation, flexibility, and robustness. It meets the requirements of the majority of industrial applications. These units are either complete products or separate components for customer assembly.

This range includes:

- Pushbuttons, selector/key switches, Emergency stop functions, and multiple-headed pushbuttons designed for parameter settings, adjustments, and start/stop control of machines and installations
- Pilot lights, illuminated pushbuttons, illuminated selector switches, and illuminated Emergency stop functions designed for visual signaling
- Various accessories including:
 - Flush mounting kits:
 - redesigned, improving the look of the control panel
 - quick and easy installation in a 30.5 mm/1.20 in. hole making it compatible with 22 mm/0.87 in. devices
 - a cost-effective solution, as the control devices and the operating modes of the machine do not change
 - Other accessories: protective covers, legends and legend holders, pushbutton caps, boots, bulbs, etc.

The pushbutton and switch control offer (illuminated and non-illuminated) is both broad and comprehensive:

- Pushbuttons, spring return with flush push, projecting push, recessed push, booted flush push, or mushroom head
- Emergency stop pushbuttons with 3 types of head: push-pull, turn to release, and key release
- Pilot lights and illuminated pushbuttons with integral LED and BA 9s base fitting bulbs
- Selector switches with different types of operator: standard handle, long handle, knurled knob, or key
- Choice of heads: square, circular, rectangular, double-head/triple-head rectangular, or toggle
- Colors of push: white, black, green, orange, blue, red, or yellow
- Connection type: screw clamp connector, faston connector, spring terminal, or for printed circuit board
- Contact blocks for general purpose or specific applications (low current, standard or high power switching)
- Choice of heads to meet the majority of industrial needs: from the most basic pushbuttons and pilot lights, to functions meeting modern machine requirements, such as USB & RJ45 ports
- Wide choice of accessories and spare parts
- Other specific functions: complete potentiometer, hour counters, annunciator, or joystick controllers

Innovative complementary offers are also available:

- Control and signaling units for severe applications
- Wireless and batteryless pushbuttons
- Biometric switches

Installation

Harmony XB4 products are both simple and quick to install:

- Mounting by single installer (self-maintaining of the head in its cut-out)
- Clip-together component system (head, body, contact blocks, and LED)
- Attached using a single locking screw
- Anti-loosening system for screw clamp terminals on contact blocks

Mounting

An ingenious locking system consists of a snap-fit assembly method for the pushbutton head and body, tightened with a single screw, providing an easy yet secure mounting.

Environment

The performance of the Harmony XB4 range meets the most demanding international standards and approvals:

- Certified and approved for meeting requirements throughout all continents: EN/IEC, CE marking, UL, CSA, CCC, EAC, JIS, NEMA, and marine approvals
- Protection against ingress of solid objects, dust, and water: IP 66, 67, 69, 69K, type 4X
- Operating temperature range from $-40\text{ }^{\circ}\text{C}$ to $+70\text{ }^{\circ}\text{C}$ / $-40\text{ }^{\circ}\text{F}$ to $+158\text{ }^{\circ}\text{F}$ for outdoor applications
- Shock protection level up to IK06
- High vibration resistance with shakeproof connection screws (periodic retightening unnecessary)

Application

The wide choice of products in this range makes it suitable for the following applications:

■ Industry:

- Machines and control panels in packaging, material handling, material working, and pumping
- Extreme environments: food & beverage, automotive, mining, water treatment, etc.

■ Building and infrastructure:

- Energy distribution panels, public works, restaurants, commercial buildings, and airports

For more technical information, please refer to the Harmony XB4 products page on the Schneider Electric website.

Control and signaling units Ø 22

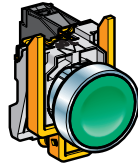
Harmony XB4, metal

Pushbuttons, switches, and pilot lights

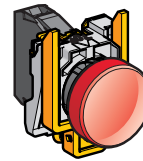
Description

The Ø 22 mm range of metal control and signaling units comprises:

Complete units XB4B, with chromium plated metal bezel

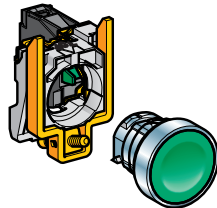


Pushbuttons and switches

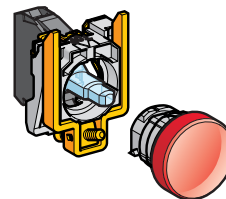


Pilot lights

Sub-assemblies ZB4B, with chromium plated or black metal bezel

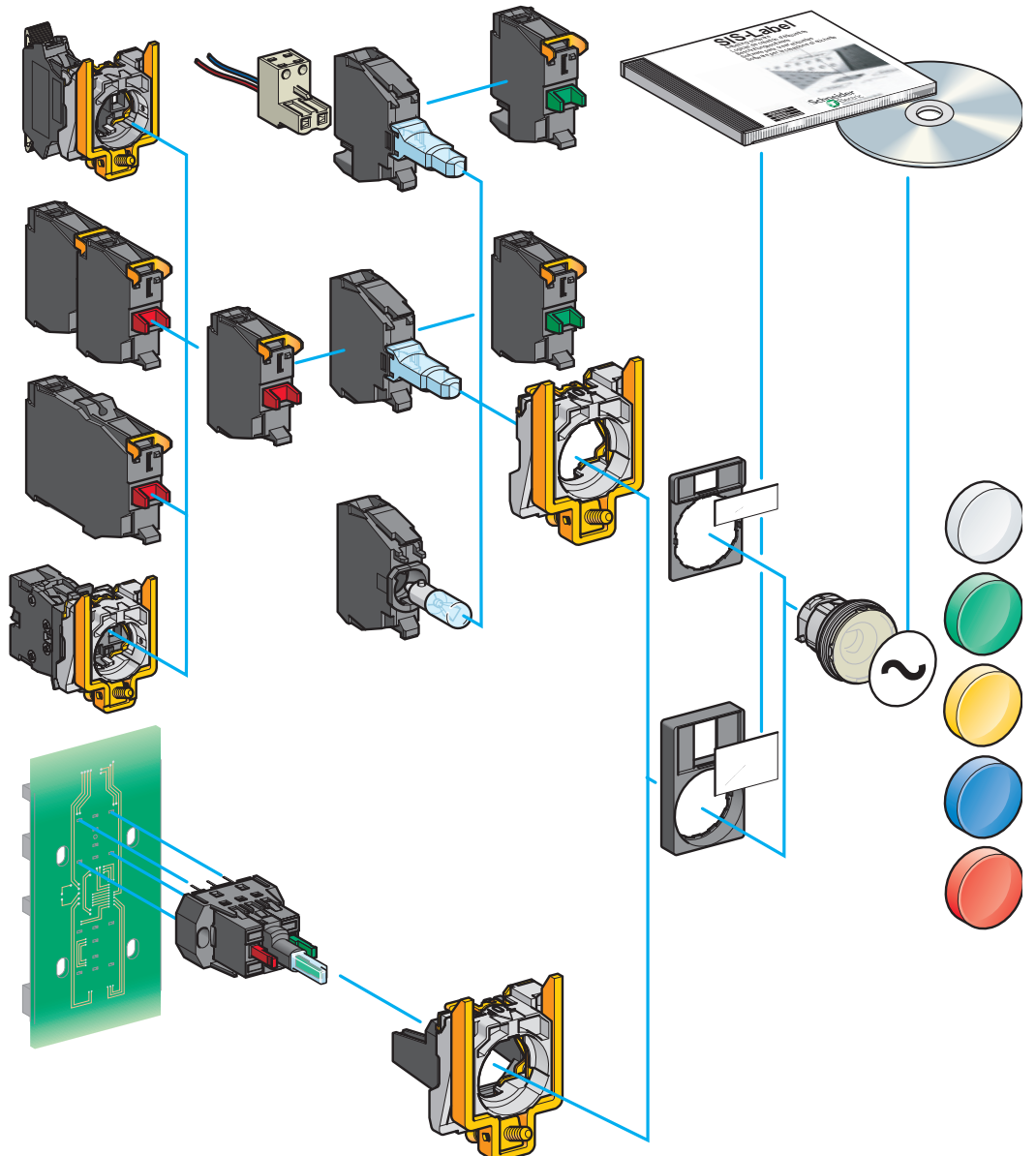


Pushbuttons and switches:
body + head
sub-assemblies



Pilot lights:
body + head
sub-assemblies

Component parts and accessories, ZB



Control and signaling units Ø 22

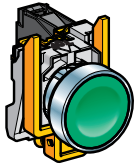
Harmony XB4, metal

Pushbuttons, switches, and pilot lights

Complete units, XB4B

Complete units

Contact functions

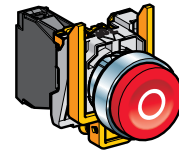


Pushbuttons, spring return, with chromium plated metal bezel

Flush push, unmarked
XB4BA●1/BA42
see page 16



Flush push, with marking
XB4BA3311
see page 18

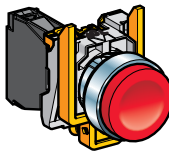


Projecting push, with marking
XB4BL4325
see page 18

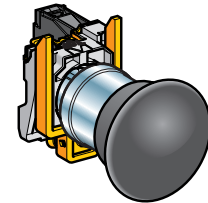


Pushbuttons, spring return, with chromium plated metal bezel

Booted flush push
XB4BP●1/BP42
see page 17

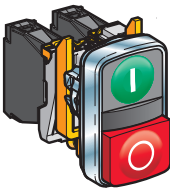


Projecting push, unmarked
XB4BL42
see page 16



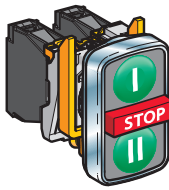
Ø 40 mm/
1.57 in.

Mushroom head
XB4BC21
see page 24

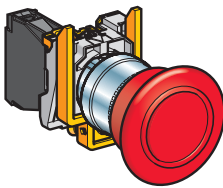


Multiple-headed pushbuttons, spring return, with chromium plated metal bezel

Double-headed
XB4BL73415
see page 22



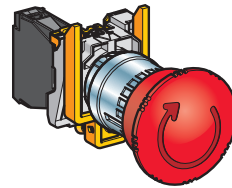
Triple-headed
XB4BA731327/XB4BA711237
see page 23



Ø 40 mm/
1.57 in.

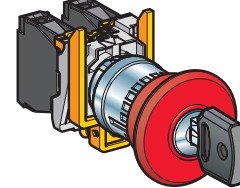
Emergency stop or Emergency switching off mushroom head pushbuttons, Ø 40 mm/1.57 in., with chromium plated metal bezel

Emergency stop trigger action and mechanical latching
Push-pull (EN/ISO 13850)
XB4BT845
see page 26



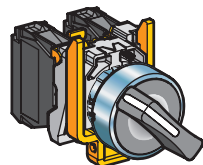
Ø 40 mm/
1.57 in.

Emergency stop trigger action and mechanical latching
Turn to release (EN/ISO 13850)
XB4BS844●
see page 26



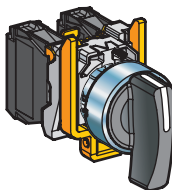
Ø 40 mm/
1.57 in.

Emergency stop trigger action and mechanical latching
Key release (EN/ISO 13850)
XB4BS9445
see page 26

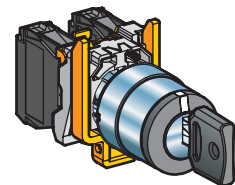


Selector switches and key switches, with chromium plated metal bezel

Standard handle, black
XB4BD●●
see page 30

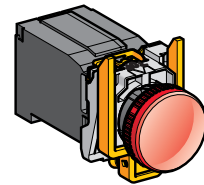
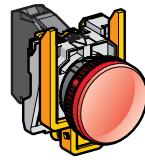
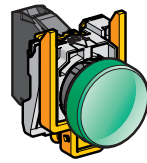


Long handle, black
XB4BJ●●
see page 31



Key switch
XB4BG●●
see page 32

Complete units **Signaling functions**



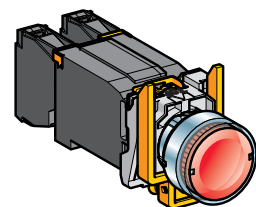
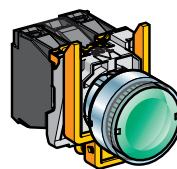
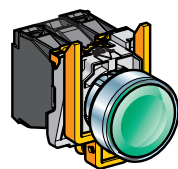
Pilot lights

Integral LED
XB4BVB●/BVG●/BVM●
see page 36

For bulb with BA 9s base fitting
Direct supply
XB4BV6●
see page 37

Via integral transformer with secondary
XB4BV3●/BV4●
see page 37

Combined functions (contact and signaling)

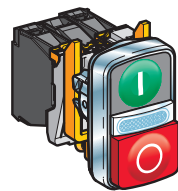


Illuminated pushbuttons, spring return, flush push, chromium plated metal bezel

Integral LED
XB4BW3●B5/BW3●G5/BW3●M5
see page 19

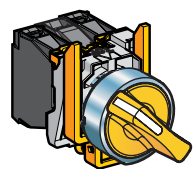
For bulb with BA 9s base fitting
Direct supply
XB4BW3●65
see page 21

Via integral transformer
XB4BW3●35/BW3●45
see page 21



Double-headed pushbuttons + pilot light block, spring return, chromium plated metal bezel

Integral LED
XB4BW73731●5
see page 22



Illuminated selector switches with standard handle, chromium plated metal bezel

Integral LED
XB4BK12●●5, XB4BK13●●5
see page 34

Control and signaling units Ø 22

Harmony XB4, metal

Pushbuttons, switches, and pilot lights

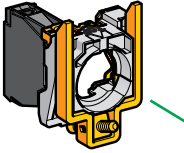
Sub-assemblies, ZB4B

Non illuminated units for user assembly

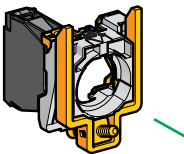
For pushbuttons, spring return, unmarked

Contact functions

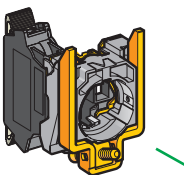
Body sub-assemblies



Screw clamp terminals
ZB4BZ10/BZ141
see page 42



Faston
ZB4BZ10/3
see page 46



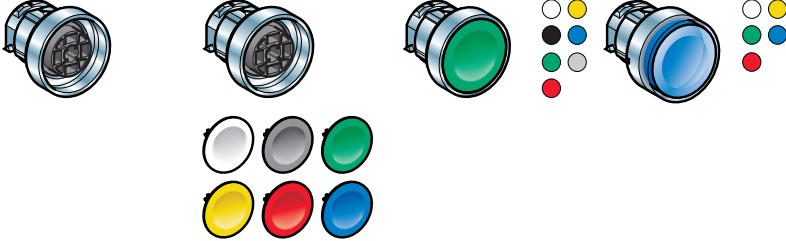
Spring clamp terminals
ZBE10/5
ZB4BZ10/5
see page 44

For pushbuttons, spring return, with marking

For multiple-headed pushbuttons, spring return

For "push-push to release" pushbuttons

Head sub-assemblies, chromium plated or black metal bezel



Flush push without cap
ZB4BA0
see page 16

Flush push with set of 6 caps
ZB4BA9
see page 16

Flush push
ZB4BA●
see page 16

Flush push for insertion of legend
ZB4BA●8
see page 16



Projecting push
ZB4BL●
see page 16



Recessed push
ZB4BA●6
see page 17



Booted flush/projecting push
ZB4BP●/BP●S
see page 17



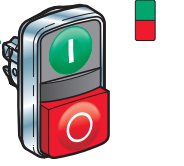
Booted flush push for insertion of legend
ZB4BP●8
see page 17



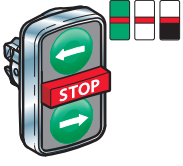
Flush push
ZB4BA●3●/BA●4●
ZB4BA334/335
see page 18




Projecting push
ZB4BL●3●
see page 18



Double-headed pushbuttons
ZB4BA7●●●
ZB4BA79
ZB4BL734●
see page 22



Triple-headed pushbuttons
ZB4BA7313●
ZB4BA711●●
ZB4BA72124
ZB4BA791
see page 23



Flush push
ZB4BH0●
see page 28



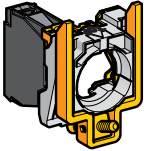
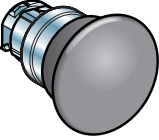
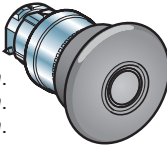
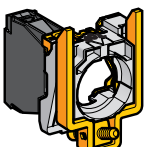
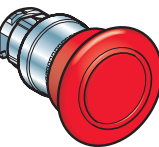

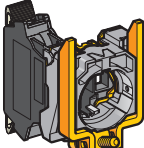
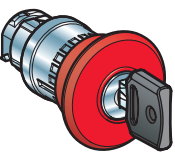

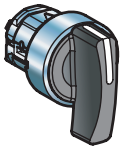
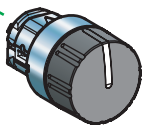
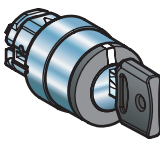
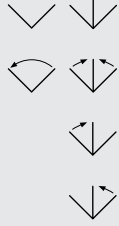
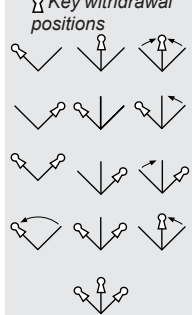
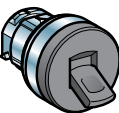
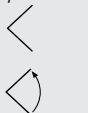
Projecting push
ZB4BH●
see page 28

Control and signaling units Ø 22

Harmony XB4, metal

Pushbuttons, switches, and pilot lights:

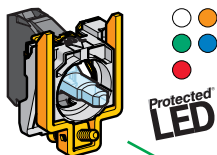
Sub-assemblies, ZB4B

Non illuminated units for user assembly (continued)	Contact functions			
	Body sub-assemblies	Head sub-assemblies, chromium plated or black metal bezel		
For mushroom head pushbuttons	 <p>Screw clamp terminals ZB4BZ10●/BZ141 see page 42</p>	 <ul style="list-style-type: none"> ● ● ● ● ● <p>Ø 30 mm/1.181 in. Ø 40 mm/1.575 in. Ø 60 mm/2.362 in.</p> <p>Spring return ZB4BC●/BR● see page 24</p>	 <ul style="list-style-type: none"> ● ● <p>Ø 30 mm/1.181 in. Ø 40 mm/1.575 in. Ø 60 mm/2.362 in.</p> <p>Latching ZB4B●2/BS●2/BS55 see page 25</p>	
For Emergency Stop or Emergency switching off mushroom head pushbuttons	 <p>Faston ZB4BZ10●3 see page 46</p>	 <ul style="list-style-type: none"> ● <p>Ø 30 mm/1.181 in. Ø 40 mm/1.575 in. Ø 60 mm/2.362 in.</p> <p>Push-pull (EN/ISO 13850) ZB4BT84 see page 26</p>	 <ul style="list-style-type: none"> ● <p>Ø 30 mm/1.181 in. Ø 40 mm/1.575 in. Ø 60 mm/2.362 in.</p> <p>Turn to release (EN/ISO 13850) ZB4BS8●4 see page 26</p>	
Emergency stop trigger action and mechanical latching	 <p>Spring clamp terminals ZBE10●5 ZB4BZ10●5 see page 44</p>	 <ul style="list-style-type: none"> ● <p>Ø 30 mm/1.181 in. Ø 40 mm/1.575 in. Ø 60 mm/2.362 in.</p> <p>Key release (EN/ISO 13850) ZB4BS9●4 see page 26</p>		
Emergency stop trigger action and mechanical latching		 <ul style="list-style-type: none"> ● ● ● ● <p>Standard black handle (1) ZB4BD● see page 30</p>	 <p>Long black handle (1) ZB4BJ● see page 31</p>	
For selector switches and key switches		 <p>Knurled black knob (1) ZB4BD●9 see page 33</p>	 <p>Key switch (2) ZB4BG●●/BG●TEC10 see page 32</p>	<p>(1) Switch handle and knob positions</p> 
				<p>(2) Key switch positions ⚔ Key withdrawal positions</p> 
For toggle switches		 <p>2-position lever (3) ZB4BD●8, see page 33</p>		<p>(3) Lever positions</p> 

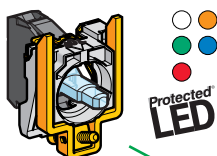
Pilot lights for user assembly

Signaling functions

Body sub-assemblies with integral LED



Connection: screw clamp terminals
ZB4BVJ●/BVB●/BVG●/ BVM●
 see page 48

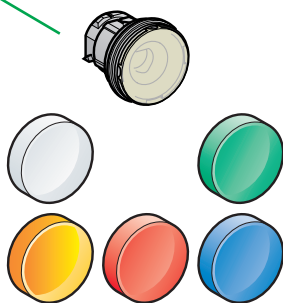


Connection: plug-in connector
ZB4VB●4/BVG●4/ BVM●4
 please consult our Customer Care Centre

Head sub-assemblies



With lens fitted
ZB4BV0●3
 see page 36

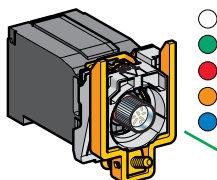


With 5 separate lenses, not fitted
ZB4BV003
 see page 36

Body sub-assemblies for BA 9s bulb



Direct supply
 Connection: screw clamp terminals
ZB4BV6
 see page 51



Via integral transformer
 Connection: screw clamp terminals
ZB4BV●D●
 see page 51

Head sub-assemblies



With lens fitted
ZB4BV0●, ZB4BV0●S
 see page 37

Control and signaling units Ø 22

Harmony XB4, metal

Pushbuttons, switches, and pilot lights

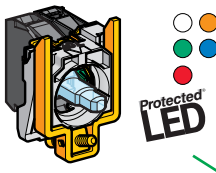
Sub-assemblies, ZB4B

Illuminated pushbuttons for user assembly

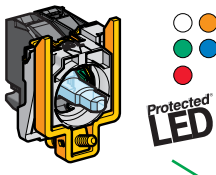
For illuminated pushbuttons, spring return

Combined functions (contact and signaling)

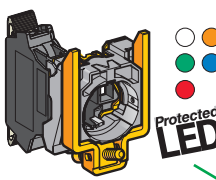
Body sub-assemblies with integral LED



Screw clamp terminals
ZB4BW0B●●/BW0G●●/BW0M●●
see page 48



Plug-in connector
ZB4BW0B●●4
please consult our Customer Care Centre



Spring clamp terminals
ZBV●●●
see page 44

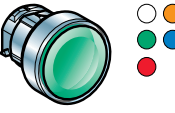


For illuminated double-headed pushbuttons, spring return

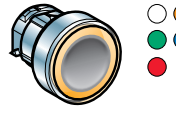
For illuminated "push-push to release" pushbuttons and illuminated selector switches with standard handle

For illuminated mushroom head pushbuttons

Head sub-assemblies, chromium plated or black metal bezel



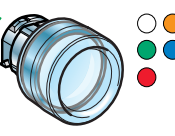
Flush push
ZB4BW3●3
see page 20



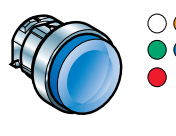
Flush push with illuminated ring
ZB4BW9●3
see page 20



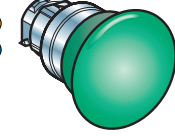
Flush push for insertion of legend
ZB4BA●8
see page 20



Booted flush push
ZB4BW5●3
see page 20



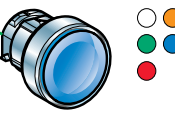
Projecting push
ZB4BW1●3, ZB4BW1●3S
see page 20



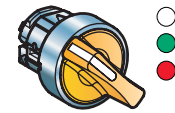
Mushroom head, spring return
ZB4BW4●3
see page 24



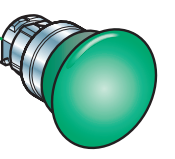
Double-headed (flush/flush push) + central pilot light
Double-headed (flush/projecting push) + central pilot light
ZB4BW7A17●● / ZB4BW7A374● / ZB4BW7A9, see page 22
ZB4BW7L374●, see page 22



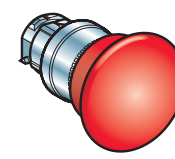
Flush or projecting "push-push to release"
ZB4BH0●3/BH●3
see page 29



Selector switches with standard handle
ZB4BK1●●3
see page 35

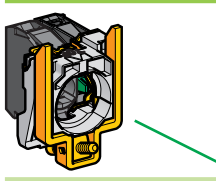


Mushroom head, latching
ZB4BW6●3
see page 25



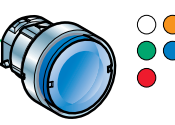
Emergency switching off, mechanical latching, push-pull
ZB4BW643
see page 26

Body sub-assemblies for BA 9s bulb



Direct supply or via integral transformer
Screw clamp terminals
ZB4BW0●●●
see page 50

Head sub-assemblies, chromium plated or black metal bezel



Flush push
ZB4BW3●, ZB4BW3●S
see page 21



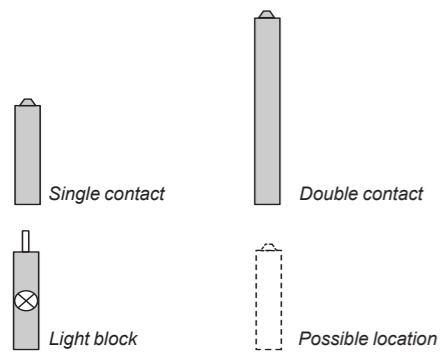
Projecting push
ZB4BW1●, ZB4BW1●S
see page 21

Control and signaling units Ø 22

Harmony XB4 metal
Contact mounting - Contact sequence

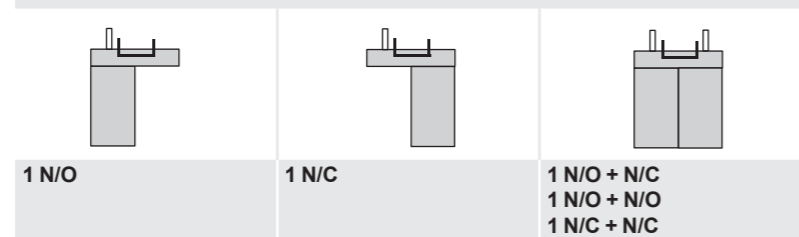
Maximum recommended configurations guaranteeing achievement of catalog characteristics

Unit type (complete units XB4B, heads ZB4B)	Pushbuttons, spring return XB4BA●, ZB4BA●, (except ZB4BA●8) XB4BC●, ZB4BC●, XB4BL●, ZB4BL●, XB4BP●, ZB4BP●, ZB4BR● Triple-headed pushbuttons XB4BA731327, XB4BA711137, ZB4BA7313●, ZB4BA7111●, ZB4BA72124, ZB4BA791	Double-headed pushbuttons XB4BL73415, ZB4BA712●, ZB4B●734●, ZB4BA79	Illuminated pushbuttons, spring return XB4BW●, ZB4BW●, ZB4BA●8 Double-headed pushbuttons + pilot light block XB4BW73731●5, ZB4BW7A17●●, ZB4BW7●374●, ZB4BW7A9	
Solution using single contacts				
Solution using single and double contacts				
Maximum recommended configurations	Single contacts Double contacts + single contacts Light block	9 3 + 3 -	6 2 + 2 -	6 2 + 2 1



Possible configurations for high power switching contacts (1) (2)

High power switching contact blocks with screw clamp terminal connections:
ZBE501, ZBE502, ZBE503, ZBE504 and ZBE505
High power switching contact blocks with connection by Faston connectors:
ZBE5013, ZBE5023, ZBE5033, ZBE5043 and ZBE5053



(1) The configurations are not upgradable and cannot be combined with other types of contact and signaling functions.
(2) High power switching contacts are not compatible with Harmony triple-headed pushbuttons.



Sequence of contacts fitted to selector switch bodies


Emergency stop or Emergency switching off XB4BT●, ZB4BT●, XB4BS●, ZB4BS●	Selector switches ■ Standard handle XB4BD●, ZB4BD●, ■ Long handle XB4BJ●, ZB4BJ●, ■ Knurled knob ZB4BD●9, ■ Key switch XB4BG●, ZB4BG●	Illuminated selector switches, standard handle XB4BK●, ZB4BK●	Toggle switches ZB4BD●8	Pushbuttons, push-push ZB4BH●	Illuminated pushbuttons, push-push ZB4BH●3	
4 2 + 0 -	4 1 + 2 -	5 2 + 1 -	4 1 + 2 -	6 2 + 0 1	3 - + 0 -	2 - - 1






Sequence of contacts fitted to selector switch bodies



Unit type	Selector switches	
	2-position	3-position
Push	Position Top Bottom Location L C R L C R L C R State 0 0 0 1 1 1 1 1 0 Contacts N/O ■ ■ ■ □ □ □ ■ ■ ■ □ □ □ N/C ■ ■ ■ □ □ □ ■ ■ ■ □ □ □	315° 45° 315° 0° 45° L C R L C R L C R State 1 1 0 0 0 0 0 1 1 Contacts N/O ■ ■ ■ □ □ □ ■ ■ ■ □ □ □ N/C ■ ■ ■ □ □ □ ■ ■ ■ □ □ □
L left, C centre, R right □ open, ■ closed		

Assembly of other products using:
Body/contact assemblies: see page 42
Accessories: see page 54


Pushbuttons with flush push ⁽¹⁾						
Screw clamp terminal connections (Schneider Electric anti-loosening system)						
Shape of head	Type of push	Type of contact		Color of push	Reference	Weight kg/lb
						
		NO	NC			

Complete units						
	Flush	1	-	White	XB4BA11 (ZB4BZ101 + ZB4BA1)	0.080/0.176
				Black	XB4BA21 (ZB4BZ101 + ZB4BA2)	0.080/0.176
				Green	XB4BA31 (ZB4BZ101 + ZB4BA3)	0.080/0.176
				Yellow	XB4BA51 (ZB4BZ101 + ZB4BA5)	0.080/0.176
				Blue	XB4BA61 (ZB4BZ101 + ZB4BA6)	0.080/0.176
				Red	XB4BA42 (ZB4BZ102 + ZB4BA4)	0.080/0.176
		-	1			

Heads only						
	Without cap ⁽²⁾			-	ZB4BA0	0.028/0.062
	Flush, with set of 6 colored caps			6 colors ⁽³⁾	ZB4BA9	0.038/0.084
	Flush			White	ZB4BA1	0.029/0.064
				Black	ZB4BA2	0.029/0.064
				Green	ZB4BA3	0.029/0.064
				Red	ZB4BA4	0.029/0.064
				Yellow	ZB4BA5	0.029/0.064
				Blue	ZB4BA6	0.029/0.064
				Gray	ZB4BA8	0.029/0.064
	Flush with transparent cap for insertion of legend ⁽⁴⁾			White	ZB4BA18	0.028/0.062
				Green	ZB4BA38	0.028/0.062
				Red	ZB4BA48	0.028/0.062
				Yellow	ZB4BA58	0.028/0.062
				Blue	ZB4BA68	0.028/0.062
	Flush (high bezel)			White	ZB4BA14	0.034/0.075
				Black	ZB4BA24	0.034/0.075
				Green	ZB4BA34	0.034/0.075
				Red	ZB4BA44	0.034/0.075
				Yellow	ZB4BA54	0.034/0.075
				Blue	ZB4BA64	0.034/0.075

Pushbuttons with projecting push ⁽¹⁾						
Screw clamp terminal connections (Schneider Electric anti-loosening system)						
Shape of head	Type of push	Type of contact		Color of push	Reference	Weight kg/lb
						
		NO	NC			

Complete units						
	Projecting	-	1	Red	XB4BL42 (ZB4BZ102 + ZB4BL4)	0.081/0.179

Heads only						
	Projecting			White	ZB4BL1	0.030/0.066
				Black	ZB4BL2	0.030/0.066
				Green	ZB4BL3	0.030/0.066
				Red	ZB4BL4	0.030/0.066
				Yellow	ZB4BL5	0.030/0.066
				Blue	ZB4BL6	0.030/0.066

Heads with black metal bezel

To order, add a figure 7 to the references listed from above.
Example: **ZB4BA0** becomes **ZB4BA07**.

(1) Recommended maximum number of contacts constituting the body (fixing collar and contact) associated with the head, see page 14.

(2) Colored cap to be ordered separately: see page 54.

(3) Head supplied with 6 different colored caps (white, black, green, red, yellow, and blue) not fitted.

(4) For legend ordering information, see page 61.

Assembly of other products using:
 Body/contact assemblies: see page 42
 Accessories: see page 54

Control and signaling units Ø 22

Harmony XB4, metal

Spring return pushbuttons, unmarked

Pushbuttons with recessed push (1)

High guard

Shape of head	Type of push	Color	Reference	Weight kg/lb
Heads only				
	Recessed (high guard)	White	ZB4BA16	0.034/0.075
		Black	ZB4BA26	0.034/0.075
		Green	ZB4BA36	0.034/0.075
		Red	ZB4BA46	0.034/0.075
		Yellow	ZB4BA56	0.034/0.075
		Blue	ZB4BA66	0.034/0.075




101197




ZB4BA36

Pushbuttons with silicone booted head for severe environments (1)

Screw clamp terminal connections (Schneider Electric anti-loosening system)



Shape of head	Type of push	Type of contact		Color of push	Reference	Weight kg/lb
						
		NO	NC			
Complete units						
	Booted, clear silicone (color of push unobscured)	1	-	Black	XB4BP21 (ZB4BZ101 + ZB4BP2)	0.082/0.181
				Green	XB4BP31 (ZB4BZ101 + ZB4BP3)	0.082/0.181
				Yellow	XB4BP51 (ZB4BZ101 + ZB4BP5)	0.082/0.181
				Blue	XB4BP61 (ZB4BZ101 + ZB4BP6)	0.082/0.181
		-	1	Red	XB4BP42 (ZB4BZ102 + ZB4BP4)	0.082/0.181

110009



XB4BP21

Silicone booted heads only, with increased protection (IP 69K)

	Flush	Clear boot (2) For insertion of protected legend within head (3)	White	ZB4BP18	0.034/0.075
			Green	ZB4BP38	0.034/0.075
			Red	ZB4BP48	0.034/0.075
			Yellow	ZB4BP58	0.034/0.075
			Blue	ZB4BP68	0.034/0.075
	Projecting	Clear boot (2)	White	ZB4BP1	0.031/0.068
			Black	ZB4BP2	0.031/0.068
			Green	ZB4BP3	0.031/0.068
			Red	ZB4BP4	0.031/0.068
			Yellow	ZB4BP5	0.031/0.068
			Blue	ZB4BP6	0.031/0.068

110054





ZB4BP18

103842



ZB4BP2S

Silicone booted heads only, standard for mouting with legend holder (IP 66)

	Flush	Colored boot (4)	White	ZB4BP1S	0.034/0.075
			Black	ZB4BP2S	0.034/0.075
			Green	ZB4BP3S	0.034/0.075
			Red	ZB4BP4S	0.034/0.075
			Yellow	ZB4BP5S	0.034/0.075
			Blue	ZB4BP6S	0.034/0.075
	Projecting	Clear membrane (4) For insertion of protected legend within head (3)	White	ZB4BP183	0.026/0.057
			Green	ZB4BP383	0.026/0.057
			Red	ZB4BP483	0.026/0.057
			Yellow	ZB4BP583	0.026/0.057
			Blue	ZB4BP683	0.026/0.057

PG113460



ZB4BP183

Heads with black metal bezel

To order, add a figure 7 to the references selected from above.

Example: **ZB4BP18** becomes **ZB4BP187**.










(1) Recommended maximum number of contacts constituting the body (fixing collar and contact) associated with the head, see page 14.

(2) Permissible panel thickness Ø 1 to 5 mm/0.039 to 0.197 in., cannot be used with legend holders.


(3) To order a legend for insertion within the head, see page 61.

(4) Replacement of silicone protection element without dismantling head, see page 55.

Assembly of other products using:
 Body/contact assemblies: see page 42
 Accessories: see page 54

Pushbuttons with flush or projecting push (1)							
Screw clamp terminal connections (Schneider Electric anti-loosening system)							
Shape of head	Type of push	Type of contact		Marking Text (color)	Color of push	Reference	Weight kg/lb
		N/O	N/C				
Complete units							
	Flush	1	–	"I" (White)	Green	XB4BA3311 (ZB4BZ101 + ZB4BA331)	0.080/0.176
	Flush	–	1	"O" (White)	Red	XB4BA4322 (ZB4BZ102 + ZB4BA432)	0.080/0.176
	Projecting	1	1	"O" (White)	Red	XB4BL4325 (ZB4BZ105 + ZB4BL432)	0.080/0.176
	Flush (2)	1	–	↑ (Black)	White	XB4BA3341 (ZB4BZ101 + ZB4BA334)	0.080/0.176
	Flush (2)	1	–	↓ (White)	Black	XB4BA3351 (ZB4BZ101 + ZB4BA335)	0.080/0.176
Heads only							
	Flush			"I" (White)	Green	ZB4BA331	0.029/0.064
				"I" (Black)	White	ZB4BA131	0.029/0.064
				"II" (White)	Green	ZB4BA336	0.029/0.064
				"II" (Black)	White	ZB4BA136	0.029/0.064
				"START" (white)	Green	ZB4BA333	0.029/0.064
				"START" (Black)	White	ZB4BA133	0.029/0.064
				"ON" (White)	Green	ZB4BA341	0.029/0.064
				"ON" (Black)	White	ZB4BA141	0.029/0.064
				"MARCHE" (White)	Green	ZB4BA342	0.029/0.064
				"MARCHE" (Black)	White	ZB4BA142	0.029/0.064
				 (White)	Black	ZB4BA245	0.029/0.064
				 (Black)	White	ZB4BA145	0.029/0.064
				"O" (White)	Red	ZB4BA432	0.029/0.064
					Black	ZB4BA232	0.029/0.064
				"ARRET" (White)	Red	ZB4BA433	0.029/0.064
					Black	ZB4BA233	0.029/0.064
				"STOP" (White)	Red	ZB4BA434	0.029/0.064
					Black	ZB4BA234	0.029/0.064
				"OFF" (White)	Red	ZB4BA435	0.029/0.064
					Black	ZB4BA235	0.029/0.064
				↑ (Black) (2)	White	ZB4BA334	0.029/0.064
		↓ (White) (2)	Black	ZB4BA335	0.029/0.064		
	Projecting			"O" (White)	Red	ZB4BL432	0.030/0.066
					Black	ZB4BL232	0.030/0.066
				"ARRET" (White)	Red	ZB4BL433	0.030/0.066
					Black	ZB4BL233	0.030/0.066
				"STOP" (White)	Red	ZB4BL434	0.030/0.066
					Black	ZB4BL234	0.030/0.066
				"OFF" (White)	Red	ZB4BL435	0.030/0.066
					Black	ZB4BL235	0.030/0.066

101180



XB4BA4322

101185



ZB4BA331

101186



ZB4BA334

101218



ZB4BL432

Heads with black metal bezel

To order, add a figure 7 to the references selected from above.
 Example: **ZB4BA331** becomes **ZB4BA3317**.



- (1) Recommended maximum number of contacts constituting the body (fixing collar and contact) associated with the head, see page 14.
 (2) Product supplied with cap not clipped-in, allowing orientation through 360° in 90° steps.

Assembly of other products using:
 Body/contact assemblies: see page 42
 Combined sub-assemblies: see page 48
 Accessories: see page 54

Control and signaling units Ø 22

Harmony XB4, metal





Illuminated pushbuttons, spring return, with integral LED


Illuminated pushbuttons with flush push ⁽¹⁾									
Screw clamp terminal connections (Schneider Electric anti-loosening system)									
Shape of head	Description	Type of contact		Supply voltage V	Color of push	Reference	Weight kg/lb		
		NO	NC						
Complete units - With plain lens									
 101180 XB4BW33B5		Integral LED	1	1	24 ~ 50/60 Hz	White	XB4BW31B5 (ZB4BW0B15 + ZB4BW313)	0.097/0.214	
						Green	XB4BW33B5 (ZB4BW0B35 + ZB4BW333)	0.097/0.214	
						Red	XB4BW34B5 (ZB4BW0B45 + ZB4BW343)	0.097/0.214	
						Orange	XB4BW35B5 (ZB4BW0B55 + ZB4BW353)	0.097/0.214	
						Blue	XB4BW36B5 (ZB4BW0B65 + ZB4BW363)	0.097/0.214	
						110...120 ~ 50/60 Hz	White	XB4BW31G5 (ZB4BW0G15 + ZB4BW313)	0.097/0.214
						Green	XB4BW33G5 (ZB4BW0G35 + ZB4BW333)	0.097/0.214	
						Red	XB4BW34G5 (ZB4BW0G45 + ZB4BW343)	0.097/0.214	
						Orange	XB4BW35G5 (ZB4BW0G55 + ZB4BW353)	0.097/0.214	
						Blue	XB4BW36G5 (ZB4BW0G65 + ZB4BW363)	0.097/0.214	
						230...240 ~ 50/60 Hz	White	XB4BW31M5 (ZB4BW0M15 + ZB4BW313)	0.097/0.214
						Green	XB4BW33M5 (ZB4BW0M35 + ZB4BW333)	0.097/0.214	
Red	XB4BW34M5 (ZB4BW0M45 + ZB4BW343)	0.097/0.214							
Orange	XB4BW35M5 (ZB4BW0M55 + ZB4BW353)	0.097/0.214							
Blue	XB4BW36M5 (ZB4BW0M65 + ZB4BW363)	0.097/0.214							

(1) Recommended maximum number of contacts constituting the body (fixing collar and contact) associated with the head, see page 14.



Assembly of other products using:
 Combined sub-assemblies: see page 48
 Accessories: see page 54

Illuminated pushbuttons with flush push (1)

Shape of head	Type of push	Color	Reference	Weight kg/lb
Heads only (2) - With plain lens				
 Protected LED	Flush	White	ZB4BW313	0.026/0.057
		Green	ZB4BW333	0.026/0.057
		Red	ZB4BW343	0.026/0.057
		Orange	ZB4BW353	0.026/0.057
		Yellow	ZB4BW383	0.026/0.057
		Blue	ZB4BW363	0.026/0.057
 Protected LED	Flush with illuminated ring	White	ZB4BW913	0.026/0.057
		Green	ZB4BW933	0.026/0.057
		Red	ZB4BW943	0.026/0.057
		Orange	ZB4BW953	0.026/0.057
		Yellow	ZB4BW983	0.026/0.057
		Blue	ZB4BW963	0.026/0.057
 Protected LED	Flush with clear boot (IP 69K)	White	ZB4BW513	0.031/0.068
		Green	ZB4BW533	0.031/0.068
		Red	ZB4BW543	0.031/0.068
		Orange	ZB4BW553	0.031/0.068
		Yellow	ZB4BW583	0.031/0.068
		Blue	ZB4BW563	0.031/0.068
 Protected LED	Flush for insertion of legend (3) (IP 69K)	White	ZB4BA18	0.028/0.062
		Green	ZB4BA38	0.028/0.062
		Red	ZB4BA48	0.028/0.062
		Orange	ZB4BA58	0.028/0.062
		Yellow	ZB4BA88	0.028/0.062
		Blue	ZB4BA68	0.028/0.062

Heads only (2) - With grooved lens (4)				
 Protected LED	Flush	White	ZB4BW313S	0.026/0.057
		Green	ZB4BW333S	0.026/0.057
		Red	ZB4BW343S	0.026/0.057
		Orange	ZB4BW353S	0.026/0.057
		Yellow	ZB4BW383S	0.026/0.057
		Blue	ZB4BW363S	0.026/0.057

Illuminated pushbuttons with projecting push (1)

Shape of head	Type of push	Color	Reference	Weight kg/lb
Heads only (2) - With plain lens				
 Protected LED	Projecting	White	ZB4BW113	0.029/0.064
		Green	ZB4BW133	0.029/0.064
		Red	ZB4BW143	0.029/0.064
		Orange	ZB4BW153	0.029/0.064
		Yellow	ZB4BW183	0.029/0.064
		Blue	ZB4BW163	0.029/0.064
 Protected LED	Projecting	White	ZB4BW113S	0.026/0.057
		Green	ZB4BW133S	0.026/0.057
		Red	ZB4BW143S	0.026/0.057
		Orange	ZB4BW153S	0.026/0.057
		Yellow	ZB4BW183S	0.026/0.057
		Blue	ZB4BW163S	0.026/0.057

Heads with black metal bezel

To order, add a figure 7 to the references selected from above.

Example 1: ZB4BW313 becomes ZB4BW3137.

Example 2: ZB4BW313S becomes ZB4BW313S7.

(1) Recommended maximum number of contacts constituting the body (fixing collar and contact) associated with the head, see page 14.

(2) Only for use with bodies comprising a light source with integral LED.

(3) For legend ordering information, see page 61.

(4) For use in bright ambient light conditions (for example, outdoors in sunlight).

101244



ZB4BW333

XBL_632_CP5CT16035A



ZB4BW983

PG116073



ZB4BW563

101242




ZB4BW113

Control and signaling units Ø 22

Harmony XB4, metal
 Illuminated pushbuttons, spring return,
 with BA 9s base fitting

Illuminated pushbuttons with flush push ⁽¹⁾							
Screw clamp terminal connections (Schneider Electric anti-loosening system)							
Shape of head	Description	Type of contact		Supply voltage V	Color of push	Reference	Weight kg/lb
		NO	NC				


Complete units - With plain lens

 XB4BW3545	Direct supply for bulb with BA 9s base fitting, 2.4 W max (bulb not included)	1	1	≤ 250	White	XB4BW3165 (ZB4BW065 + ZB4BW31)	0.097/0.214	
					Green	XB4BW3365 (ZB4BW065 + ZB4BW33)	0.097/0.214	
					Red	XB4BW3465 (ZB4BW065 + ZB4BW34)	0.097/0.214	
					Orange	XB4BW3565 (ZB4BW065 + ZB4BW35)	0.097/0.214	
	Via integral transformer 1.2 VA, 6 V secondary, incandescent bulb with BA 9s base fitting (bulb included)	1	1	110...120 ~ 50/60 Hz	White	XB4BW3135 (ZB4BW035 + ZB4BW31)	0.169/0.373	
					Green	XB4BW3335 (ZB4BW035 + ZB4BW33)	0.169/0.373	
					Red	XB4BW3435 (ZB4BW035 + ZB4BW34)	0.169/0.373	
					Orange	XB4BW3535 (ZB4BW035 + ZB4BW35)	0.169/0.373	
		230 ~ 50 Hz 220...240 ~ 60 Hz	1	1	230 ~ 50 Hz 220...240 ~ 60 Hz	White	XB4BW3145 (ZB4BW045 + ZB4BW31)	0.170/0.375
						Green	XB4BW3345 (ZB4BW045 + ZB4BW33)	0.170/0.375
						Red	XB4BW3445 (ZB4BW045 + ZB4BW34)	0.170/0.375
						Orange	XB4BW3545 (ZB4BW045 + ZB4BW35)	0.170/0.375

Heads only ⁽²⁾ - With plain lens


 ZB4BW33	Flush	White	ZB4BW31	0.027/0.060
		Green	ZB4BW33	0.027/0.060
		Red	ZB4BW34	0.027/0.060
		Orange	ZB4BW35	0.027/0.060
		Blue	ZB4BW36	0.027/0.060
		Clear	ZB4BW37	0.027/0.060

Heads only ⁽²⁾ - With grooved lens ⁽³⁾

	Flush	White	ZB4BW31S	0.027/0.060
		Green	ZB4BW33S	0.027/0.060
		Red	ZB4BW34S	0.027/0.060
		Orange	ZB4BW35S	0.027/0.060
		Blue	ZB4BW36S	0.027/0.060
		Clear	ZB4BW37S	0.027/0.060

Illuminated pushbuttons with projecting push ⁽¹⁾

Heads only ⁽²⁾ - With plain lens

 ZB4BW14	Projecting	White	ZB4BW11	0.028/0.062
		Green	ZB4BW13	0.028/0.062
		Red	ZB4BW14	0.028/0.062
		Orange	ZB4BW15	0.028/0.062
		Blue	ZB4BW16	0.028/0.062
		Clear	ZB4BW17	0.028/0.062

Heads only ⁽²⁾ - With grooved lens ⁽³⁾

	Projecting	White	ZB4BW11S	0.027/0.060
		Green	ZB4BW13S	0.027/0.060
		Red	ZB4BW14S	0.027/0.060
		Orange	ZB4BW15S	0.027/0.060
		Blue	ZB4BW16S	0.027/0.060
		Clear	ZB4BW17S	0.027/0.060

Heads with black metal bezel

To order, add a figure 7 to the references selected from above.

Example 1: **ZB4BW31** becomes **ZB4BW317**. Example 2: **ZB4BW31S** becomes **ZB4BW31S7**.

⁽¹⁾ Recommended maximum number of contacts constituting the body (fixing collar and contact) associated with the head, see page 14.

⁽²⁾ Only for use with bodies comprising a light source with BA9s base fitting bulb (incandescent, neon or LED).

⁽³⁾ For use in bright ambient light conditions (for example, outdoors in sunlight).

User assembly of other units, using:
 Body-contact assemblies: see page 42
 Combined sub-assemblies: see page 48

Control and signaling units Ø 22

Harmony XB4 metal

Multiple-headed pushbuttons, spring return

Double-headed pushbuttons ⁽¹⁾						
Screw clamp terminal connections (Schneider Electric anti-loosening system)						
Shape of head	Description	Type of contact		Color and marking of caps ⁽²⁾	Reference	Weight kg/lb
		NO	NC			

Complete units						
	2 pushes (1 flush Black + 1 projecting Red)	1	1	White "I" on Green background White "0" on Red background	XB4BL73415	0.116/0.256

Heads only						
	2 flush Black pushes			White and Black background, unmarked	ZB4BA7120	0.056/0.123
				Black "I" on White background White "0" on Black background	ZB4BA7121	0.056/0.123
				Green and Red background, unmarked	ZB4BA7340	0.056/0.123
				White "I" on Green background White "0" on Red background	ZB4BA7341	0.056/0.123
				Without cap ⁽³⁾	ZB4BA79	0.056/0.123

	1 flush Black push 1 projecting Red push			Green and Red background, unmarked	ZB4BL7340	0.056/0.123
				White "I" on Green background White "0" on Red background	ZB4BL7341	0.056/0.123

Double-headed pushbuttons + 1 white central pilot light block ⁽¹⁾							
Screw clamp terminal connections (Schneider Electric anti-loosening system)							
Shape of head	Description	Type of contact		Color and marking of caps ⁽²⁾	Pilot light voltage V	Reference	Weight kg/lb
		NO	NC				

Complete units							
	1 flush Black push 1 projecting Red push 1 White central pilot light block	1	1	White "I" on Green background White "0" on Red background	24	XB4BW73731B5	0.130/0.287
120					XB4BW73731G5	0.130/0.287	
240					XB4BW73731M5	0.130/0.287	

Heads only ⁽⁵⁾						
	2 flush Black pushes 1 clear central pilot light ⁽⁴⁾			White and Black background, unmarked	ZB4BW7A1720	0.056/0.123
				Black "I" on White background White "0" on Black background	ZB4BW7A1721	0.056/0.123
				Green and Red background, unmarked	ZB4BW7A3740	0.056/0.123
				White "I" on Green background White "0" on Red background	ZB4BW7A3741	0.056/0.123
				Black "I" on White background White "0" on Black background	ZB4BW7A1724	0.056/0.123
				Black "+" on White background Black "-" on White background	ZB4BW7A1715	0.056/0.123
				Without cap ⁽³⁾	ZB4BW7A9	0.056/0.123

	1 flush Black push 1 projecting Red push 1 clear central pilot light ⁽⁴⁾			Green and Red background, unmarked	ZB4BW7L3740	0.056/0.123
				White "I" on Green background White "0" on Red background	ZB4BW7L3741	0.056/0.123

Heads with black metal bezel

To order, add the suffix 7 to the references selected above. Example: **ZB4BA7120** becomes **ZB4BA71207**.

- ⁽¹⁾ Recommended maximum number of contacts constituting the body (fixing collar and contact) associated with the head, see page 14.
- ⁽²⁾ These caps are fitted by Schneider Electric and cannot be removed (risk of damage).
- ⁽³⁾ Caps to be ordered separately; see page opposite.
- ⁽⁴⁾ Color of centrally positioned pilot light determined by the color of the LED incorporated in the body sub-assembly.
- ⁽⁵⁾ Only for use with bodies comprising a light source with integral LED.

User assembly of other units, using:
 Body-contact assemblies: see page 42
 Combined sub-assemblies: see page 48

Control and signaling units Ø 22

Harmony XB4 metal


Multiple-headed pushbuttons, spring return

Triple-headed pushbuttons (1) (2)


Screw clamp terminal connections (Schneider Electric anti-loosening system)

Shape of head	Description	Type of contact	Color and marking of caps (3)	Reference	Weight kg/lb
		NO			
		NC			
		NO			

Complete units

	2 flush Black pushes + 1 central projecting Red push marked "Stop" in White	1	1	1	White "I" on Green background White "II" on Green background	XB4BA731327	0.128/0.282
					Black "→" on White background White "←" on Black background	XB4BA711237	0.128/0.282

Heads only

	2 flush Black pushes + 1 central projecting Red push marked "Stop" in White				White "I" on Green background White "II" on Green background	ZB4BA73132	0.056/0.123
					White "←" on Green background White "→" on Green background	ZB4BA73133	0.056/0.123
					White "↑" on Green background White "↓" on Green background	ZB4BA73134	0.056/0.123
					White "+" on Green background White "-" on Green background	ZB4BA73135	0.056/0.123
					Black "+" on White background Black "-" on White background	ZB4BA71115	0.056/0.123
					Black "→" on White background White "←" on black background	ZB4BA71123	0.056/0.123
					Black "↑" on White background White "↓" on Black background	ZB4BA71124	0.056/0.123
					White "↑" on Black background White "↓" on Black background	ZB4BA72124	0.056/0.123
					Without cap (4)	ZB4BA791	0.056/0.123

Specific accessories for multiple-headed pushbuttons

Description	Background color	Marking	Sold in lots of	Reference	Weight kg/lb	
Caps only for clip-on mounting (5) on: - ZB4BA791 double-headed pushbuttons - ZB4BW7A9 double-headed pushbuttons + central pilot light block - ZB4BA791 triple-headed pushbuttons	White	Unmarked	10	ZBA71	0.010/0.022	
		"I" Black	10	ZBA7131	0.010/0.022	
		"→" Black	10	ZBA7134	0.010/0.022	
		"+" Black	10	ZBA7138	0.010/0.022	
	Black	Unmarked	10	ZBA72	0.010/0.022	
		"O" White	10	ZBA7232	0.010/0.022	
		"+" White	10	ZBA7233	0.010/0.022	
		"→" White	10	ZBA7235	0.010/0.022	
		"I" White	10	ZBA7237	0.010/0.022	
		Green	Unmarked	10	ZBA73	0.010/0.022
			"I" White	10	ZBA7331	0.010/0.022
			"+" White	10	ZBA7333	0.010/0.022
		"→" White	10	ZBA7335	0.010/0.022	
		"II" White	10	ZBA7336	0.010/0.022	
Red	Unmarked	10	ZBA74	0.010/0.022		
	"O" White	10	ZBA7432	0.010/0.022		
Yellow	Unmarked	10	ZBA75	0.010/0.022		
Blue	Unmarked	10	ZBA76	0.010/0.022		

Clear silicone boots (6)	For 2 flush pushes	–	10	ZBA708	0.055/0.121
	For 3 pushes	–	10	ZBA709	0.055/0.121
	For 1 flush push + 1 projecting push	–	10	ZBA710	0.055/0.121

Heads with black metal bezel

To order, add the suffix 7 to the references selected above.

Example: **ZB4BA73132** becomes **ZB4BA731327**.

(1) Recommended maximum number of contacts constituting the body (fixing collar and contact) associated with the head, see page 14.

(2) Not compatible with high power switching contacts and contacts for printed circuit board.

(3) These caps are fitted by Schneider Electric and cannot be removed (risk of damage).

(4) Caps to be ordered separately: see accessories on this page.

(5) Can be clipped-in at 90° steps, through 360°.

(6) Can be replaced without dismantling the head.



XB4BA731327



ZB4BA73133



ZB4BA71124



ZBA7235



ZBA7432



ZBA709

Assembly of other products using:
 Body/contact assemblies: see page 42
 Accessories: see page 54

Mushroom head pushbuttons ^{(1) (2)}						
Screw clamp terminal connections (Schneider Electric anti-loosening system)						
Shape of head	Type of push	Type of contact		Push Ø (mm)/in.	Color	Reference
		NO	NC			

Complete units						
	Mushroom head	1	–	40/1.575	Black	XB4BC21 (ZB4BZ101 + ZB4BC2)
						0.122/0.269

Heads only						
	Mushroom head			30/1.181	Black	ZB4BC24
					Green	ZB4BC34
					Red	ZB4BC44
					Yellow	ZB4BC54
					Blue	ZB4BC64
						0.075/0.165
						0.075/0.165
						0.075/0.165
						0.075/0.165
						0.075/0.165
				40/1.575	Black	ZB4BC2
					Green	ZB4BC3
					Red	ZB4BC4
					Yellow	ZB4BC5
					Blue	ZB4BC6
						0.074/0.163
						0.074/0.163
						0.074/0.163
						0.074/0.163
						0.074/0.163
				60/2.362	Black	ZB4BR2
					Green	ZB4BR3
					Red	ZB4BR4
					Yellow	ZB4BR5
					Blue	ZB4BR6
						0.093/0.205
						0.093/0.205
						0.093/0.205
						0.093/0.205
						0.093/0.205
				60/2.362 (3)	Black	ZB4BR216
				Hemispherical	Green	ZB4BR316
					Red	ZB4BR416
					Yellow	ZB4BR516
					Blue	ZB4BR616
						0.054/0.119
						0.054/0.119
						0.054/0.119
						0.054/0.119
						0.054/0.119

Illuminated mushroom head pushbuttons ^{(1) (2)}

Integral LED						
Shape of head	Type of push	Push Ø (mm)/in.	Color	Reference	Weight kg/lb	
	Mushroom head	40/1.575	White	ZB4BW413	0.051/0.112	
			Green	ZB4BW433	0.051/0.112	
			Red	ZB4BW443	0.051/0.112	
			Orange	ZB4BW453	0.051/0.112	
			Blue	ZB4BW463	0.051/0.112	

Heads with black metal bezel

To order, add a figure 7 to the references selected above.
 Example: **ZB4BC24** becomes **ZB4BC247**.

(1) These pushbuttons and heads cannot be used for an Emergency Stop function. Therefore, it is recommended that a legend with a Black or White background is used.
 (2) Recommended maximum number of contacts constituting the body (fixing collar and contact) associated with the head, see page 14.
 (3) Ergonomic product used in two-handed control applications. Recommended maximum number of contacts constituting the body (fixing collar and contact) associated with the head: 6.
 (4) Only for use with bodies comprising a light block with integral LED.




Assembly of other products using:
 Body/contact assemblies: see page 42
 Accessories: see page 54

Control and signaling units Ø 22

Harmony XB4, metal

Mushroom head pushbuttons, latching

Mushroom head pushbuttons (1)(2)

Shape of head	Type of reset	Push Ø (mm)/in.	Color	Reference	Weight kg/lb
Heads only					
	Push-pull	40/1.575	Black	ZB4BT2	0.077/0.170
		60/2.362	Black	ZB4BX2	0.095/0.209
	Turn to release	30/1.181	Black	ZB4BS42	0.066/0.146
		40/1.575	Black	ZB4BS52	0.070/0.154
		40/1.575	Yellow	ZB4BS55	0.070/0.154
		60/2.362	Black	ZB4BS62	0.090/0.198
	Key release (key no. 455) (2 keys included with head) (3) (5)	30/1.181	Black	ZB4BS72	0.066/0.146
		40/1.575	Black	ZB4BS12 (4)	0.070/0.154
		60/2.362	Black	ZB4BS22	0.090/0.198

110130



ZB4BT2

PG113908




ZB4BS62

110136




ZB4BS72

Illuminated mushroom head pushbuttons (1) (2)

Integral LED					
Shape of head	Type of reset	Push Ø (mm)/in.	Color	Reference	Weight kg/lb
Heads only					
	Mushroom head	40/1.575	White	ZB4BW613	0.051/0.112
			Green	ZB4BW633	0.051/0.112
			Orange	ZB4BW653	0.051/0.112
			Blue	ZB4BW663	0.051/0.112

Heads with black metal bezel

To order, add a figure 7 to the references selected above.
 Example: **ZB4BT2** becomes **ZB4BT27**.

- (1) These pushbuttons and heads cannot be used for an Emergency Stop function.
 Therefore, it is recommended that a legend with a Black or White background is used.
- (2) Recommended maximum number of contacts constituting the body (fixing collar and contact) associated with the head, see page 14.
- (3) For specific keys with other numbers, please contact our Customer Care Center.
- (4) Other key numbers:
 - key no. 421E: add suffix **12** to the reference.
 - key no. 458A: add suffix **10** to the reference.
 - key no. 520E: add suffix **14** to the reference.
 - key no. 3131A: add suffix **20** to the reference.
 Example: To order a Ø 40/1.575 in. Black mushroom head for a latching pushbutton, with release by key no. 421E, the reference becomes: **ZB4BS1212**.
- (5) The symbol  indicates key withdrawal position(s).

Assembly of other products using:
 Body/contact assemblies: see page 42
 Accessories: see pages 61 and 62

Control and signaling units Ø 22

Harmony XB4, metal

Emergency stop and Emergency switching off functions

Conforming to EN/IEC 60204-1, 60364-5-53,
 EN/ISO 13850 and Machinery Directive 2006/42/EC

Emergency stop function: Mushroom head Emergency stop trigger action and mechanical latching pushbuttons conform to standards EN/IEC 60204-1 and EN/ISO 13850, to Machinery Directive 2006/42/EC and to standard EN/IEC 60947-5-5.

Emergency switching off function: Mushroom head switching off mechanical latching pushbuttons conform to standards IEC 60364-5-53 and EN/IEC 60947-5-5.




Please contact our Customer Care Center for a detailed explanation of these standards and directives.

Emergency stop and switching off pushbuttons with trigger action and mechanical latching (1) (2)




Screw clamp terminal connections (Schneider Electric anti-loosening system)

Shape of head	Type of reset	Type of contact		Push		Reference	Weight kg/lb
		NO	NC	Ø (mm)/in.	Color		

Complete units

	Push-pull	-	1	40/1.575	Red	XB4BT842 (ZB4BZ105 + ZB4BT84)	0.125/0.276
		1	1	40/1.575	Red	XB4BT845 (ZB4BZ105 + ZB4BT84)	0.136/0.300
	Turn to release	-	1	40/1.575	Red	XB4BS8442 (ZB4BZ102 + ZB4BS844)	0.118/0.260
		1	1	40/1.575	Red	XB4BS8445 (ZB4BZ105 + ZB4BS844)	0.130/0.287
		-	2	40/1.575	Red	XB4BS8444 (ZB4BZ104 + ZB4BS844)	0.130/0.287
		1	2	40/1.575	Red	XB4BS84441 (ZB4BZ141 + ZB4BS844)	0.140/0.309
	Key release (key no. 455) (3)	1	1	40/1.575	Red	XB4BS9445 (ZB4BZ105 + ZB4BS944)	0.170/0.375

Heads only


Shape of head	Type of reset	Push		Reference	Weight kg/lb
		Ø (mm)/in.	Color		
	Push-pull	30/1.181	Red	ZB4BT844	0.078/0.172
		40/1.575	Red	ZB4BT84	0.078/0.172
		60/2.362	Red	ZB4BX84	0.098/0.216
	Turn to release	30/1.181	Red	ZB4BS834	0.068/0.150
		40/1.575	Red	ZB4BS844	0.073/0.161
		60/2.362	Red	ZB4BS864	0.093/0.205
	Key release (key no. 455) 2 keys included with head (5) (3)	30/1.181	Red	ZB4BS934	0.094/0.207
		40/1.575	Red	ZB4BS944 (4)	0.098/0.216
		60/2.362	Red	ZB4BS964	0.118/0.260

Illuminated Emergency switching off function only, mechanical latching pushbuttons (1)

Screw clamp terminal connections (Schneider Electric anti-loosening system)


Shape of head	Type of reset	Push		Reference	Weight kg/lb
		Ø (mm)/in.	Color		

Heads only (6)

	Push-pull	40/1.575	Red	ZB4BW643	0.051/0.112
---	-----------	----------	-----	-----------------	-------------

(1) Recommended maximum number of contacts constituting the body (fixing collar + contact) associated with the head, see page 14.

(2) It is recommended that a legend or Yellow background is used.

(3) The symbol  indicates key withdrawal position(s).

(4) Other key numbers:


- key no. 421E: add suffix **12** to the reference.
- key no. 458A: add suffix **10** to the reference.
- key no. 520E: add suffix **14** to the reference.
- key no. 3131A: add suffix **20** to the reference.
- key no. 4A185: add suffix **D** to the reference.

Example: To order a Ø 40 mm/1.575 in. Red mushroom head for a trigger action and mechanical latching Emergency stop pushbutton, with release by key n° 421E, the reference becomes: **ZB4BS94412**.

(5) For specific keys with other numbers, please contact our Customer Care Center.

(6) Only for use with bodies comprising a light source with integral LED.

Assembly of other products using:
 Body/contact assemblies: see page 42
 Accessories: see pages 61 and 62



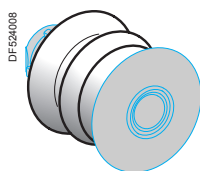
PF131618A

ZBY9121



PF131622A

ZBY9420



DF524008

ZBZ8

Circular yellow legends for Emergency stop (1)

Description	Marking	Color	Sold in lots of	Reference	Weight kg/lb
Ø 60 mm/2.362 in. legend for Emergency stop function	-	Yellow	5	ZBY9121	0.007/0.015
	EMERGENCY STOP	Yellow	5	ZBY9320	0.007/0.015
	ARRET D'URGENCE	Yellow	5	ZBY9120	0.007/0.015
	NOT HALT	Yellow	5	ZBY9220	0.007/0.015
	PARADA DE EMERGENCIA	Yellow	5	ZBY9420	0.007/0.015
	ARRESTO DI EMERGENZA	Yellow	5	ZBY9620	0.007/0.015

Bellows for harsh environments (IP 69K) (2)

For use in	Material	For use with	Color	Sold in lots of	Unit reference	Weight kg/lb
Environments subject to humidity, dust, high pressure cleaning, etc.	Silicone	Emergency stop / Switching off function	Black	2	ZBZ28	0.009/0.020
		Other functions	Yellow	2	ZBZ58	0.009/0.020

Heads with black metal bezel



To order, add a figure 7 to the references selected above.
 Example: ZB4BT844 becomes ZB4BT8447.

(1) Other legend models for Emergency stop and Emergency switching off function see page 62.

(2) Not compatible with Ø 30 mm/1.181 in. pushbutton.

Assembly of other products using:
 Body/contact assemblies: see page 42
 Accessories: see page 54

Pushbuttons with flush push ⁽¹⁾


Shape of head	Type of push	Color of push	Reference	Weight kg/lb
Heads only				
	Without cap ⁽²⁾	–	ZB4BH0	0.028/0.062
	Flush	White	ZB4BH01	0.029/0.064
		Black	ZB4BH02	0.029/0.064
		Green	ZB4BH03	0.029/0.064
		Red	ZB4BH04	0.029/0.064
		Yellow	ZB4BH05	0.029/0.064
		Blue	ZB4BH06	0.029/0.064

110045



ZB4BH02

Pushbuttons with projecting push ⁽¹⁾

Shape of head	Type of push	Color of push	Reference	Weight kg/lb
Heads only				
	Projecting	White	ZB4BH1	0.029/0.064
		Black	ZB4BH2	0.029/0.064
		Green	ZB4BH3	0.029/0.064
		Red	ZB4BH4	0.029/0.064
		Yellow	ZB4BH5	0.029/0.064
		Blue	ZB4BH6	0.029/0.064

110068



ZB4BH6

Heads with black metal bezel



To order, add a figure 7 to the references selected above.
 Example: **ZB4BH01** becomes **ZB4BH017**.



⁽¹⁾ Recommended maximum number of contacts constituting the body (fixing collar and contact) associated with the head, see page 14.

⁽²⁾ Caps to be ordered separately, see page 54.

Assembly of other products using:
 Combined sub-assemblies: see page 48
 Accessories: see page 54

Control and signaling units Ø 22 Harmony XB4, metal Illuminated pushbuttons, push-push, with integral LED

Illuminated pushbuttons with flush push ⁽¹⁾					
Shape of head	Type of push	Color of lens	Reference	Weight kg/lb	
Heads only ⁽²⁾					
 110051 ZB4BH033		Flush	White	ZB4BH013	0.026/0.057
			Green	ZB4BH033	0.026/0.057
			Red	ZB4BH043	0.026/0.057
			Orange	ZB4BH053	0.026/0.057
			Yellow	ZB4BH083	0.026/0.057
			Blue	ZB4BH063	0.026/0.057

Illuminated pushbuttons with projecting push ⁽¹⁾					
Shape of head	Type of push	Color of lens	Reference	Weight kg/lb	
Heads only ⁽²⁾					
 110168 ZB4BH63		Projecting	White	ZB4BH13	0.026/0.057
			Green	ZB4BH33	0.026/0.057
			Red	ZB4BH43	0.026/0.057
			Orange	ZB4BH53	0.026/0.057
			Yellow	ZB4BH83	0.026/0.057
			Blue	ZB4BH63	0.026/0.057

Heads with black metal bezel

To order, add a figure 7 to the references selected above.
 Example: ZB4BH013 becomes ZB4BH0137.

- (1) Recommended maximum number of contacts constituting the body (fixing collar and contact) associated with the head, see page 14.
 (2) Only for use with bodies comprising a light source with integral LED.

Assembly of other products using:
 Body/contact assemblies: see page 42
 Accessories: see page 54

Selector switches with standard handle (1)
Screw clamp terminal connections (Schneider Electric anti-loosening system)


Shape of head	Type of operator	Type of contact		Positions		Reference	Weight kg/lb
		NO	NC	Number	Type		

Complete units



	Standard handle, Black	1	–	2-position 90°	Stay put		XB4BD21 (ZB4BZ101 + ZB4BD2)	0.095/0.209
		1	–		Spring return from right to left		XB4BD41 (ZB4BZ101 + ZB4BD4)	0.100/0.220
		1	1		Stay put		XB4BD25 (ZB4BZ105 + ZB4BD2)	0.095/0.209
		2	–	3-position ± 45°	Stay put		XB4BD33 (ZB4BZ103 + ZB4BD3)	0.095/0.209
					Spring return to centre		XB4BD53 (ZB4BZ103 + ZB4BD5)	0.095/0.209

Heads only



	Standard handle, Black			2-position 90°	Stay put		ZB4BD2	0.040/0.088
					Spring return from right to left		ZB4BD4	0.045/0.099
				3-position ± 45°	Stay put		ZB4BD3	0.040/0.088
					Spring return to centre		ZB4BD5	0.040/0.088
					Spring return from left to centre		ZB4BD7	0.040/0.088
					Spring return from right to centre		ZB4BD8	0.040/0.088

Heads only with other colored handles

	Standard handle, White	add suffix 01 to the reference, example: ZB4BD201
	Standard handle, Green	add suffix 03 to the reference, example: ZB4BD203
	Standard handle, Red	add suffix 04 to the reference, example: ZB4BD204
	Standard handle, Yellow	add suffix 05 to the reference, example: ZB4BD205
	Standard handle, Blue	add suffix 06 to the reference, example: ZB4BD206

Heads with black metal bezel

For heads with standard black handle only. To order, add the suffix 7 to the references selected from above.
 Example: **ZB4BD2** becomes **ZB4BD27**.

(1) Recommended maximum number of contacts and sequence of contacts constituting the body (fixing collar + contact) associated with the head, see page 14.


Assembly of other products using:
 Body/contact assemblies: see page 42
 Accessories: see page 54



Control and signaling units Ø 22

Harmony XB4, metal

Selector switches with long handle: normal and padlockable

Selector switches with long handle ⁽¹⁾						
Screw clamp terminal connections (Schneider Electric anti-loosening system)						
Shape of head	Type of operator	Type of contact		Positions		Reference
		NO	NC	Number	Type	

Complete units							
	Long handle, Black	1	-	2-position 90°	Stay put	XB4BJ21 (ZB4BZ101 + ZB4BJ2)	0.096/0.212
				3-position ± 45°	Stay put	XB4BJ33 (ZB4BZ103 + ZB4BJ3)	0.096/0.212
					Spring return to centre	XB4BJ53 (ZB4BZ103 + ZB4BJ5)	0.096/0.212


Heads only											
	Long handle, Black	-	-	2-position 90°	Stay put	ZB4BJ2	0.040/0.088				
					Spring return from right to left	ZB4BJ4	0.045/0.099				
				3-position ± 45°	Stay put	ZB4BJ3	0.040/0.088				
					Spring return to centre	ZB4BJ5	0.040/0.088				
					Spring return from left to centre	ZB4BJ7	0.040/0.088				
					Spring return from right to centre	ZB4BJ8	0.040/0.088				
					Long handle, padlockable (2)	-	-	2-position 90°	Stay put	ZB4BJ291	0.048/0.106
										ZB4BJ292	0.048/0.106
	ZB4BJ294	0.048/0.106									
Spring return from right to left		ZB4BJ491	0.054/0.119								
	3-position ± 45°	Stay put	ZB4BJ391					0.048/0.106			
			ZB4BJ392					0.048/0.106			
			ZB4BJ393					0.048/0.106			
		ZB4BJ394	0.048/0.106								
		ZB4BJ395	0.048/0.106								
		ZB4BJ396	0.048/0.106								
		ZB4BJ397	0.048/0.106								
	Spring return to centre	ZB4BJ593	0.048/0.106								
Spring return from right to centre		ZB4BJ891	0.048/0.106								
		ZB4BJ893	0.048/0.106								
		ZB4BJ895	0.048/0.106								
Spring return from left to centre		ZB4BJ792	0.048/0.106								
		ZB4BJ793	0.048/0.106								
	ZB4BJ796	0.048/0.106									

Heads with black metal bezel


To order, add a figure 7 to the references selected from above.

Example: **ZB4BJ2** becomes **ZB4BJ27**.

(1) Recommended maximum number of contacts and sequence of contacts constituting the body (fixing collar + contact) associated with the head, see page 14.

(2) The symbol  indicates the padlocking positions.

PF108180



XB4BJ33

PF108186



ZB4BJ3

PF108187



ZB4BJ291

Assembly of other products using:
 Body/contact assemblies: see page 42
 Accessories: see page 54






Control and signaling units Ø 22

Harmony XB4, metal


Key switches

Key no. 455, 421E, 458A, 520E, 3131A



















Key switches (1) (2)						
Screw clamp terminal connections (Schneider Electric anti-loosening system)						
Shape of head	Type of operator	Type of contact		Positions		Reference
		NO	NC	Number	Type	

Complete units							
	Key switch with key no. 455	1	-	2-position 90°	Stay put	 XB4BG21 (ZB4BZ101 + ZB4BG2)	0.153/0.337
					Spring return to left	 XB4BG41 (ZB4BZ101 + ZB4BG4)	0.153/0.337
		2	-	3-position ± 45°	Stay put	 XB4BG03 (ZB4BZ103 + ZB4BG0)	0.153/0.337
						 XB4BG33 (ZB4BZ103 + ZB4BG3)	0.153/0.337

PFF106189



XB4BG33

Heads only								
	Key switch with key no. 455 (3) (4)	1	-	2-position 90°	Stay put	 ZB4BG2	0.098/0.216	
						 ZB4BG02	0.098/0.216	
						 ZB4BG4	0.098/0.216	
					Spring return from right to left	 ZB4BG6	0.098/0.216	
					3-position ± 45°	Stay put	 ZB4BG0	0.098/0.216
							 ZB4BG03	0.098/0.216
			 ZB4BG04	0.098/0.216				
			 ZB4BG3	0.098/0.216				
			 ZB4BG5	0.098/0.216				
			 ZB4BG9	0.098/0.216				
			 ZB4BG09	0.098/0.216				
		Spring return from left to centre	 ZB4BG1	0.098/0.216				
			 ZB4BG01	0.098/0.216				
		Spring return to centre	 ZB4BG7	0.098/0.216				
		Spring return from right to centre	 ZB4BG8	0.098/0.216				
			 ZB4BG05	0.098/0.216				
	 ZB4BG08	0.098/0.216						


106189



ZB4BG0

Heads with black metal bezel

To order, add a figure 7 to the references selected from above. Example: **ZB4BG2** becomes **ZB4BG27**.

- (1) Recommended maximum number of contacts and sequence of contacts constituting the body (fixing collar and contact) associated with the head, see page 14.
- (2) The symbol  indicates key withdrawal position(s).
- (3) Other key numbers:
 - key no. 421E: add suffix 12 to the reference.
 - key no. 458A: add suffix 10 to the reference.
 - key no. 520E: add suffix 14 to the reference.
 - key no. 3131A: add suffix 20 to the reference.
 Example: For a switch head with key no. 421E, 2-position stay put, with key withdrawal from the left-hand position, the reference becomes: **ZB4BG212**.
- (4) For specific keys with other numbers, please contact our Customer Care Center.












Assembly of other products using:
 Body/contact assemblies: see page 42
 Accessories: see page 54








Control and signaling units Ø 22




Harmony XB4, metal

Key switches with key TEC10

Selector switches with knurled knob - Toggle switches

Key switches with key TEC10						
Shape of head	Type of operator	Positions		Reference	Weight kg/lb	
		Number	Type			
Heads only						
	Key switch with key TEC10	2-position 90°	Stay put		ZB4BG2TEC10	0.160/0.353
					ZB4BG4TEC10	0.160/0.353
			Spring return from right to left		ZB4BG6TEC10	0.170/0.375
					ZB4BG0TEC10	0.160/0.353
		3-position ± 45°	Stay put		ZB4BG3TEC10	0.160/0.353
					ZB4BG5TEC10	0.160/0.353
			Spring return to centre		ZB4BG9TEC10	0.160/0.353
					ZB4BG7TEC10	0.170/0.375
			Spring return from right to centre		ZB4BG05TEC10	0.170/0.375
						

Selector switches with knurled knob (1)						
Shape of head	Type of operator	Positions		Reference	Weight kg/lb	
		Number	Type			
Heads only						
	Black knurled knob	2-position 90°	Stay put		ZB4BD29	0.043/0.095
					ZB4BD49	0.050/0.110
		3-position ± 45°	Stay put		ZB4BD39	0.040/0.088
					ZB4BD59	0.040/0.088
			Spring return to centre		ZB4BD79	0.040/0.088
					ZB4BD89	0.040/0.088

Toggle switches (1)						
Shape of head	Type of operator	Positions		Reference	Weight kg/lb	
		Number	Type			
Heads only						
	Black lever	2-position 90°	Stay put		ZB4BD28	0.026/0.057
					ZB4BD48	0.026/0.057

Heads with black metal bezel

To order, add a figure 7 to the references selected from above.
 Example: **ZB4BD29** becomes **ZB4BD297**.

For the references with key TEC10, add the 7 before TEC10.
 Example: **ZB4BG2TEC10** becomes **ZB4BG27TEC10**.

(1) Recommended maximum number of contacts and sequence of contacts constituting the body (fixing collar and contact) associated with the head, see page 14.

PF106198



ZB4BD29

814205













ZB4BD28

Assembly of other products using:
 Combined sub-assemblies: see page 42
 Accessories: see page 54

Control and signaling units Ø 22

Harmony XB4, metal

Illuminated selector switches with standard handle,
 with integral LED

Illuminated selector switches with standard handle, with integral LED ⁽¹⁾															
Screw clamp terminal connections (Schneider Electric anti-loosening system)															
Shape of head	Type of operator	Type of contact	Positions Number Type	Supply voltage V	Color of handle	Reference	Weight kg/lb								
		 NO  NC													
Complete units															
 XB4BK123B5			1	1	2-position Stay put  90°	24 ~ (50/60 Hz)	Green	XB4BK123B5 (ZB4BW0B35 + ZB4BK1233)	0.101/0.223						
							Red	XB4BK124B5 (ZB4BW0B45 + ZB4BK1243)	0.101/0.223						
							Orange	XB4BK125B5 (ZB4BW0B55 + ZB4BK1253)	0.101/0.223						
						110...120 ~ (50/60 Hz)	Green	XB4BK123G5 (ZB4BW0G35 + ZB4BK1233)	0.101/0.223						
							Red	XB4BK124G5 (ZB4BW0G45 + ZB4BK1243)	0.101/0.223						
							Orange	XB4BK125G5 (ZB4BW0G55 + ZB4BK1253)	0.101/0.223						
						230...240 ~ (50/60 Hz)	Green	XB4BK123M5 (ZB4BW0M35 + ZB4BK1233)	0.101/0.223						
							Red	XB4BK124M5 (ZB4BW0M45 + ZB4BK1243)	0.101/0.223						
							Orange	XB4BK125M5 (ZB4BW0M55 + ZB4BK1253)	0.101/0.223						
						 XB4BK134B5			1	1	3-position Stay put  ± 45°	24 ~ (50/60 Hz)	Green	XB4BK133B5 (ZB4BW0B35 + ZB4BK1333)	0.101/0.223
													Red	XB4BK134B5 (ZB4BW0B45 + ZB4BK1343)	0.101/0.223
													Orange	XB4BK135B5 (ZB4BW0B55 + ZB4BK1353)	0.101/0.223
110...120 ~ (50/60 Hz)	Green	XB4BK133G5 (ZB4BW0G35 + ZB4BK1333)	0.101/0.223												
	Red	XB4BK134G5 (ZB4BW0G45 + ZB4BK1343)	0.101/0.223												
	Orange	XB4BK135G5 (ZB4BW0G55 + ZB4BK1353)	0.101/0.223												
230...240 ~ (50/60 Hz)	Green	XB4BK133M5 (ZB4BW0M35 + ZB4BK1333)	0.101/0.223												
	Red	XB4BK134M5 (ZB4BW0M45 + ZB4BK1343)	0.101/0.223												
	Orange	XB4BK135M5 (ZB4BW0M55 + ZB4BK1353)	0.101/0.223												








(1) Recommended maximum number of contacts constituting the body (fixing collar and contact) associated with the head, see page 14.

Assembly of other products using:
 Combined sub-assemblies: see page 42
 Accessories: see page 54

Control and signaling units Ø 22

Harmony XB4, metal

Illuminated selector switches with standard handle,
 with integral LED

Illuminated selector switches with standard handle, with integral LED (continued) (1)							
Shape of head	Type of operator	Positions		Color of handle	Reference	Weight kg/lb	
		Number	Type				
Heads only (2)							
	Standard handle	2-position 90°	Stay put		White	ZB4BK1213	0.036/0.079
					Green	ZB4BK1233	0.036/0.079
					Red	ZB4BK1243	0.036/0.079
					Orange	ZB4BK1253	0.036/0.079
					Yellow	ZB4BK1283	0.036/0.079
					Blue	ZB4BK1263	0.036/0.079
		Spring return from right to left		White	ZB4BK1413	0.037/0.082	
				Green	ZB4BK1433	0.037/0.082	
				Red	ZB4BK1443	0.037/0.082	
				Orange	ZB4BK1453	0.037/0.082	
				Yellow	ZB4BK1483	0.037/0.082	
				Blue	ZB4BK1463	0.037/0.082	
	3-position ± 45°	Stay put		White	ZB4BK1313	0.036/0.079	
				Green	ZB4BK1333	0.036/0.079	
				Red	ZB4BK1343	0.036/0.079	
				Orange	ZB4BK1353	0.036/0.079	
				Yellow	ZB4BK1383	0.036/0.079	
				Blue	ZB4BK1363	0.036/0.079	
		Spring return to centre		White	ZB4BK1513	0.036/0.079	
				Green	ZB4BK1533	0.036/0.079	
				Red	ZB4BK1543	0.036/0.079	
				Orange	ZB4BK1553	0.036/0.079	
				Yellow	ZB4BK1583	0.036/0.079	
				Blue	ZB4BK1563	0.036/0.079	
Spring return from right to centre		White	ZB4BK1813	0.036/0.079			
		Green	ZB4BK1833	0.036/0.079			
		Red	ZB4BK1843	0.036/0.079			
		Orange	ZB4BK1853	0.036/0.079			
		Yellow	ZB4BK1883	0.036/0.079			
		Blue	ZB4BK1863	0.036/0.079			
Spring return from left to centre		White	ZB4BK1713	0.036/0.079			
		Green	ZB4BK1733	0.036/0.079			
		Red	ZB4BK1743	0.036/0.079			
		Orange	ZB4BK1753	0.036/0.079			
		Yellow	ZB4BK1783	0.036/0.079			
		Blue	ZB4BK1763	0.036/0.079			



ZB4BK1343

Heads with black metal bezel

To order, add a figure 7 to the references selected from above.
 Example: **ZB4BK1213** becomes **ZB4BK12137**.


- (1) Recommended maximum number of contacts constituting the body (fixing collar and contact) associated with the head, see page 14.
 (2) Only for use with bodies comprising a light source with integral LED.

Assembly of other products using:
 Body/light assemblies: see page 48
 Accessories: see page 54


Control and signaling units Ø 22


Harmony XB4, metal
 Pilot lights with integral LED


Pilot lights with integral LED Screw clamp terminal connections (Schneider Electric anti-loosening system)


Shape of head	Supply voltage V	Color	Reference	Weight kg/lb
Complete units				
■ With plain lens				
	24 ~ (50/60 Hz)	White	XB4BVB1 (ZB4BVB1 + ZB4BV013)	0.080/0.176
		Green	XB4BVB3 (ZB4BVB3 + ZB4BV033)	0.080/0.176
		Red	XB4BVB4 (ZB4BVB4 + ZB4BV043)	0.080/0.176
		Orange	XB4BVB5 (ZB4BVB5 + ZB4BV053)	0.080/0.176
		Blue	XB4BVB6 (ZB4BVB6 + ZB4BV063)	0.080/0.176
		110...120 ~ (50/60 Hz)	White	XB4BVG1 (ZB4BVG1 + ZB4BV013)
	Green	XB4BVG3 (ZB4BVG3 + ZB4BV033)	0.080/0.176	
	Red	XB4BVG4 (ZB4BVG4 + ZB4BV043)	0.080/0.176	
	Orange	XB4BVG5 (ZB4BVG5 + ZB4BV053)	0.080/0.176	
	Blue	XB4BVG6 (ZB4BVG6 + ZB4BV063)	0.080/0.176	
	230...240 ~ (50/60 Hz)	White	XB4BVM1 (ZB4BVM1 + ZB4BV013)	0.080/0.176
	Green	XB4BVM3 (ZB4BVM3 + ZB4BV033)	0.080/0.176	
	Red	XB4BVM4 (ZB4BVM4 + ZB4BV043)	0.080/0.176	
	Orange	XB4BVM5 (ZB4BVM5 + ZB4BV053)	0.080/0.176	
	Blue	XB4BVM6 (ZB4BVM6 + ZB4BV063)	0.080/0.176	

Heads only (1)

Shape of head	For use with body comprising light source type	Color of lens	Reference	Weight kg/lb
■ With plain lens				
	Integral LED only	White	ZB4BV013	0.026/0.057
		Green	ZB4BV033	0.026/0.057
		Red	ZB4BV043	0.026/0.057
		Orange	ZB4BV053	0.026/0.057
		Yellow	ZB4BV083	0.026/0.057
		Blue	ZB4BV063	0.026/0.057
		5 colors (2) (3)	ZB4BV003	0.026/0.057
■ With plain lens, for insertion of legend (3)				
	Integral LED only	White	ZB4BV013E	0.026/0.057
		Green	ZB4BV033E	0.026/0.057
		Red	ZB4BV043E	0.026/0.057
		Orange	ZB4BV053E	0.026/0.057
		Yellow	ZB4BV083E	0.026/0.057
		Blue	ZB4BV063E	0.026/0.057
■ With grooved lens (4)				
	Integral LED only	White	ZB4BV013S	0.026/0.057
		Green	ZB4BV033S	0.026/0.057
		Red	ZB4BV043S	0.026/0.057
		Orange	ZB4BV053S	0.026/0.057
		Yellow	ZB4BV083S	0.026/0.057
		Blue	ZB4BV063S	0.026/0.057

	Integral LED only	White	ZB4BV013	0.026/0.057
		Green	ZB4BV033	0.026/0.057
		Red	ZB4BV043	0.026/0.057
		Orange	ZB4BV053	0.026/0.057
		Yellow	ZB4BV083	0.026/0.057
		Blue	ZB4BV063	0.026/0.057
		5 colors (2) (3)	ZB4BV003	0.026/0.057

	Integral LED only	White	ZB4BV013E	0.026/0.057
		Green	ZB4BV033E	0.026/0.057
		Red	ZB4BV043E	0.026/0.057
		Orange	ZB4BV053E	0.026/0.057
		Yellow	ZB4BV083E	0.026/0.057
		Blue	ZB4BV063E	0.026/0.057

	Integral LED only	White	ZB4BV013S	0.026/0.057
		Green	ZB4BV033S	0.026/0.057
		Red	ZB4BV043S	0.026/0.057
		Orange	ZB4BV053S	0.026/0.057
		Yellow	ZB4BV083S	0.026/0.057
		Blue	ZB4BV063S	0.026/0.057

(1) Only for use with bodies comprising a light source with integral LED.

(2) Head supplied with 5 different colored lenses (white, green, red, orange, and blue) not fitted, for insertion of legend.

(3) For legend ordering information: see page 61.

(4) For use in bright ambient light conditions (for example, outdoors in sunlight).

101179



XB4BVB5

101233



ZB4BV063

XB4_632_CPSCT16037



ZB4BV083

101234



ZB4BV043S

Assembly of other products using:
Body/light assemblies: see page 49
Accessories: see page 54


Control and signaling units Ø 22

Harmony XB4, metal

Pilot lights with integral LED and with BA 9s base fitting

Pilot lights with integral LED and transformer (1.2 VA, 24 V secondary)

Screw clamp terminal connections (Schneider Electric anti-loosening system)

Shape of head	Supply voltage V	Color	Reference (1)	Weight kg/lb
Complete units - With plain lens				
	400 ~ - 50 Hz (1)	White	XB4BV5B1	0.172/0.379
		Green	XB4BV5B3	0.172/0.379
		Red	XB4BV5B4	0.172/0.379
		Orange	XB4BV5B5	0.172/0.379
		Blue	XB4BV5B6	0.172/0.379

PF512544





XB4BV5B1

Protected
LED

Pilot lights with BA 9s base fitting, with plain or grooved lens

Screw clamp terminal connections (Schneider Electric anti-loosening system)

Shape of head	Supply voltage V	Color	Reference	Weight kg/lb
Complete units - With plain lens				
■ Direct supply, for BA 9s bulb, U ≤ 250 V, 2.4 W max (bulb not included)				
	≤ 250	White	XB4BV61 (ZB4BV6 + ZB4BV01)	0.075/0.165
		Green	XB4BV63 (ZB4BV6 + ZB4BV03)	0.075/0.165
		Red	XB4BV64 (ZB4BV6 + ZB4BV04)	0.075/0.165
		Orange	XB4BV65 (ZB4BV6 + ZB4BV05)	0.075/0.165
■ Via integral transformer, 1.2 VA, 6 V secondary, with BA 9s incandescent bulb (included)				
	110...120 ~ - 50/60 Hz	White	XB4BV31 (ZB4BV3 + ZB4BV01)	0.152/0.335
		Green	XB4BV33 (ZB4BV3 + ZB4BV03)	0.152/0.335
		Red	XB4BV34 (ZB4BV3 + ZB4BV04)	0.152/0.335
		Orange	XB4BV35 (ZB4BV3 + ZB4BV05)	0.152/0.335
	230 ~ - 50 Hz	White	XB4BV41 (ZB4BV4 + ZB4BV01)	0.152/0.335
	220...240 ~ - 60 Hz	Green	XB4BV43 (ZB4BV4 + ZB4BV03)	0.152/0.335
		Red	XB4BV44 (ZB4BV4 + ZB4BV04)	0.152/0.335
		Orange	XB4BV45 (ZB4BV4 + ZB4BV05)	0.152/0.335

101178





XB4BV64

PF512545



XB4BV33

Heads only (2)

Shape of head	For use with body comprising light source type	Color of lens	Reference	Weight kg/lb
■ With plain lens				
	With BA 9s base fitting	White	ZB4BV01	0.027/0.060
		Green	ZB4BV03	0.027/0.060
		Red	ZB4BV04	0.027/0.060
		Orange	ZB4BV05	0.027/0.060
		Blue	ZB4BV06	0.027/0.060
		Clear	ZB4BV07	0.027/0.060
■ With grooved lens (3)				
	With BA 9s base fitting	White	ZB4BV01S	0.027/0.060
		Green	ZB4BV03S	0.027/0.060
		Red	ZB4BV04S	0.027/0.060
		Orange	ZB4BV05S	0.027/0.060
		Blue	ZB4BV06S	0.027/0.060
		Clear	ZB4BV07S	0.027/0.060

101234



ZB4BV04

PG113109



ZB4BV06S

(1) To order 440...460 V ~ - 60 Hz transformer blocks, replace "5" in the reference with "8". Example: **XB4BV5B1** becomes **XB4BV8B1**. To order 550...600 V ~ - 60 Hz blocks, replace "5" with "9". Example: **XB4BV5B1** becomes **XB4BV9B1**.

(2) Only for use with bodies comprising a light source with BA 9s base fitting (incandescent, neon or LED).

(3) For use in bright ambient light conditions (for example, outdoors in sunlight).

Assembly of other products using:
 Body/contact assemblies: see page 42
 Accessories: see page 54

Control and signaling units Ø 22

Harmony XB4, metal


Specific functions

Pushbuttons for manual overload reset, potentiometer

Manual overload reset pushbuttons					
Shape of head	Travel Ø mm/in.	Actuation distance Ø mm/in.	Color	Reference	Weight kg/lb
	10/0.394	6...16/0.236...0.630	Black	XB4BA821	0.037/0.082
			Red	XB4BA841	0.037/0.082
			Blue	XB4BA861	0.037/0.082
			Black	XB4BA822	0.038/0.084
			Red	XB4BA842	0.038/0.084
			Blue	XB4BA862	0.038/0.084
	16...26/0.630...1.024	30...130/1.181...5.118	Black	XB4BA921	0.058/0.128
			Red	XB4BA941	0.058/0.128
			Blue	XB4BA961	0.058/0.128
			Black	XB4BA922	0.071/0.157
			Red	XB4BA942	0.071/0.157
			Blue	XB4BA962	0.071/0.157




XB4BA821



XB4BD912R1K

Complete potentiometers			
Description	Resistance k Ω	Reference	Weight kg/lb
+/- 10% linear mode precision complete potentiometer with screw terminals	1	XB4BD912R1K	0.095/0.209
	4.7	XB4BD912R4K7	0.095/0.209
	10	XB4BD912R10K	0.095/0.209
	47	XB4BD912R47K	0.095/0.209
	100	XB4BD912R100K	0.095/0.209
	470	XB4BD912R470K	0.095/0.209

Heads and mounting base for potentiometer (1)				
Shape of head	Description	For use with	Reference	Weight kg/lb
	For potentiometer with shaft length Ø 45 to 50 mm/1.772 to 1.968 in.	Ø 6 mm/ 0.236 in. shaft	ZB4BD912	0.080/0.176
		Ø 6.35 mm/ 0.250 in. shaft	ZB4BD922	0.080/0.176



ZB4BD912

References

Assembly of other products using:
Body/contact assemblies: see page 42
Accessories: see page 54

Control and signaling units Ø 22

Harmony XB4, metal

Specific functions

Timers, hour counters, annunciators, USB/RJ45 ports, fuse carrier



XB5DTB22

Timers						
Description	Output type	Supply voltage V	Time delay type	Time delay range	Reference	Weight kg/lb
Panel-mounted timer function with LED status and 1 static output in 22.5 mm/0.886 in. hole	1 static output	24 $\overline{\text{---}}$	Type A (delay on energization)	0.5...10s	XB5DTB22	0.027/0.060
				3...60 s	XB5DTB23	0.027/0.060
				0.5...10 min	XB5DTB24	0.027/0.060
				3...60 min	XB5DTB25	0.027/0.060
	100...240 $\overline{\sim}$ - 50/60 Hz		Type A (delay on energization)	0.5...10s	XB5DTGM2	0.027/0.060
				3...60 s	XB5DTGM3	0.027/0.060
				0.5...10 min	XB5DTGM4	0.027/0.060
				3...60 min	XB5DTGM5	0.027/0.060



XB5DSB

Hour counters			
Characteristics	Supply voltage V	Reference	Weight kg/lb
Indication 0...9999.9	12...24 $\overline{\sim}$ - 50 or 60 Hz	XB5DSB	0.045/0.099
	120 $\overline{\sim}$ - 60 Hz	XB5DSG	0.045/0.099
	230...240 $\overline{\sim}$ - 50 Hz	XB5DSM	0.045/0.099



XB5KSB

Annunciators (IP 40 NEMA 1)			
85 db buzzer: 4 kHz, with continuous or intermittent operation (connection diagram: on Schneider Electric website, Harmony XB5 page)	24 $\overline{\sim}$ - 50 or 60 Hz	XB5KSB	0.035/0.077
	120 $\overline{\sim}$ - 50 or 60 Hz	XB5KSG	0.035/0.077
	230...240 $\overline{\sim}$ - 50 Hz	XB5KSM	0.035/0.077



XB5PUSB3

USB and RJ45 ports					
Description	Interface type	Connection type	Degree of protection	Reference	Weight kg/lb
Panel-mounted USB and RJ45 ports in 22.5 mm/0.886 in. hole with notch	USB interface, jack type A	USB port 3.0 A-A	IP 20	XB5PUSB3	0.017/0.037
			IP 65, IP 67, IP 69K with protection cover (1)		
	Ethernet interface, RJ45 jack	RJ45 port Cat. 6	IP 20	XB5PRJ45	0.027/0.060
			IP 65, IP 67, IP 69K with protection cover (1)		



XB5PRJ45



XB5DT1S

Fuse carrier			
Description	For use with	Reference	Weight kg/lb
Fuse carrier	5 x 20 mm/0.787 in. fuse 6.3 A - 250 V	XB5DT1S	0.022/0.049

(1) To order protection covers, see page 61

Assembly of other products using:
Accessories: see page 54

Control and signaling units Ø 22

Harmony XB4, metal

Specific functions

Joystick controllers

10189



XD4PA12

Joystick controllers (with Ø 54 mm/2.126 in. long operating shaft) (1) Screw clamp terminal connections (Schneider Electric anti-loosening system)

Description	Operation	Spring return to zero position	Reference	Weight kg/lb
Complete products				
2-direction	1 notch 1 NO contact per direction	Without	XD4PA12	0.116/0.256
		With	XD4PA22	0.116/0.256
4-direction	1 notch 1 NO contact per direction	Without	XD4PA14	0.133/0.293
		With	XD4PA24	0.133/0.293

103074



ZD4PA103

Sub-assemblies for joystick controllers

Description	Functions	Reference	Weight kg/lb
Complete body/contact assemblies	2-direction	ZD4PA103	0.049/0.108
	4-direction	ZD4PA203	0.058/0.128
Complete head assemblies with operating shaft	2-direction, stay put	ZD4PA12	0.022/0.049
	2-direction, spring return to zero position	ZD4PA22	0.022/0.049
	4-direction, stay put	ZD4PA14	0.022/0.049
	4-direction, spring return to zero position	ZD4PA24	0.022/0.049

103072



ZD4PA203

103073



ZD4PA12

Legends Ø 30 x 48 mm/ 1.181 x 1.890 in. for engraving	2-direction	Black on one side Red on reverse	ZBG2201	0.001/0.002
		White on one side Yellow on reverse	ZBG2401	0.001/0.002
Legends Ø 48 x 48 mm/ 1.890 x 1.890 in. for engraving	4-direction	Black on one side Red on reverse	ZBG4201	0.002/0.004
		White on one side Yellow on reverse	ZBG4401	0.002/0.004

Other versions Joystick controllers and complete body/contact assemblies for joystick controllers with Faston connector terminals (Ø 6.35 or 2 x 2.8 mm/0.250 or 2 x 0.110 in.). Please contact our Customer Care Center.

(1) Must not be used with standard contact blocks **ZBE10** (single) or **ZBE20** (double).

Assembly of other products using:
Accessories: see page 54


Control and signaling units Ø 22

Harmony XB4, metal

Specific functions

Wobblesticks


Wobblestick heads

Shape of head	For use with	Color	Reference	Weight kg/lb
	Omnidirectional, spring return	Black	ZB4BB2	0.058/0.128
		Red	ZB4BB4	0.058/0.128



ZB4BB2

To combine with heads, see pages 16 to 38



ZB4BZ009



ZBE101




ZBE203



ZB4BZ101



ZBE201



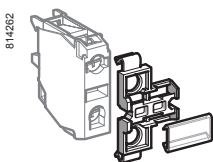
ZB4BZ106



ZBE501



ZB2BE101



ZBZ001

Body/fixing collar			
For use with	Sold in lots of	Unit reference	Weight kg/lb
Electrical block (contact or light)	10	ZB4BZ009	0.038/0.084

Contact functions (1) Screw clamp terminal connections (Schneider Electric anti-loosening system)

Contacts for standard applications						
Description	Type of contact			Sold in lots of	Unit reference	Weight kg/lb
		NO	NC			
Contact blocks	Single	1	–	5	ZBE101	0.011/0.024
		–	1	5	ZBE102	0.011/0.024
	Double	2	–	5	ZBE203	0.020/0.044
		–	2	5	ZBE204	0.020/0.044
		1	1	5	ZBE205	0.020/0.044
	Single with body/fixing collar	1	–	1	ZB4BZ101	0.053/0.117
		–	1	1	ZB4BZ102	0.053/0.117
		2	–	1	ZB4BZ103	0.062/0.137
		–	2	1	ZB4BZ104	0.062/0.137
		1	1	1	ZB4BZ105	0.062/0.137
		1	2	1	ZB4BZ141	0.072/0.159

Contacts for specific applications							
Application	Type of contact	Description			Sold in lots of	Unit reference	Weight kg/lb
			NO	NC			
Low power switching	Single	Standard	1	–	5	ZBE1016	0.012/0.026
			–	1	5	ZBE1026	0.012/0.026
	Dusty environment (2) (IP 5X, 50 µm dust)	1	–	5	ZBE1016P	0.012/0.026	
		–	1	5	ZBE1026P	0.012/0.026	
Staggered contacts	Single	Early make NO	1	–	5	ZBE201	0.011/0.024
			–	1	5	ZBE202	0.011/0.024
	Single with body/fixing collar	Overlapping NO+NC	1	1	5	ZB4BZ106	0.062/0.137
		Staggered NO+NO	2	–	5	ZB4BZ107	0.062/0.137
High power switching	Single	Standard (3)	1	–	1	ZBE501	0.020/0.044
			–	1	1	ZBE502	0.020/0.044
			2	–	1	ZBE503	0.032/0.071
			–	2	1	ZBE504	0.032/0.071
			1	1	1	ZBE505	0.032/0.071
Additional contact blocks for high power switching	Single	Standard (4)	1	–	1	ZB2BE101	0.020/0.044
			–	1	1	ZB2BE102	0.020/0.044

Clip-on legend holder, sheet of blank legends and labelling software			
Description	Sold in lots of	Unit reference	Weight kg/lb
Clip-on legend-holder for electrical blocks with screw clamp terminal connections (5). For identification of an XB4B control or signaling unit	10	ZBZ001	0.001/0.002
Sheet of 50 blank legends for legend holder ZBZ001	10	ZBY001	0.023/0.051

(1) The contact blocks enable variable composition of body/contact assemblies. Maximum number of rows possible: 3. Either 3 rows of 3 single contacts or 1 row of 3 double contacts + 1 row of 3 single contacts (double contacts occupy the first 2 rows). Maximum number of contacts is specified on page 14.
 (2) It is not possible to fit an additional contact block on the back of these contact blocks.
 (3) It is not possible to use these contacts with light blocks.
 (4) To be fitted on the back of ZBE50● contacts.
 (5) This legend holder is not compatible with high power switching contacts.

To combine with heads, see page 20

101288



ZBVB●

Light blocks with screw clamp terminal connections (Schneider Electric anti-loosening system)

Description	Supply voltage V	Color of light source	Sold in lots of	Unit reference	Weight kg/lb
Integral LED (to combine with heads for integral LED)	12 ~ (50/60 Hz)	White	5	ZBVJ1	0.017/0.037
		Green	5	ZBVJ3	0.017/0.037
		Red	5	ZBVJ4	0.017/0.037
		Orange	5	ZBVJ5	0.017/0.037
		Blue	5	ZBVJ6	0.017/0.037
		24 ~ (50/60 Hz)	White	5	ZBVB1
	Green		5	ZBVB3	0.017/0.037
	Red		5	ZBVB4	0.017/0.037
	Orange		5	ZBVB5	0.017/0.037
	Yellow		5	ZBVB8	0.017/0.037
	Blue		5	ZBVB6	0.017/0.037
	24...120 ~ (50/60 Hz)	White	5	ZBVBG1	0.017/0.037
		Green	5	ZBVBG3	0.017/0.037
		Red	5	ZBVBG4	0.017/0.037
		Orange	5	ZBVBG5	0.017/0.037
		Blue	5	ZBVBG6	0.017/0.037
		110...120 ~ (50/60 Hz)	White	5	ZBVG1
	Green		5	ZBVG3	0.017/0.037
Red	5		ZBVG4	0.017/0.037	
Orange	5		ZBVG5	0.017/0.037	
Yellow	5		ZBVG8	0.017/0.037	
Blue	5		ZBVG6	0.017/0.037	
230...240 ~ (50/60 Hz)	White	5	ZBVM1	0.017/0.037	
	Green	5	ZBVM3	0.017/0.037	
	Red	5	ZBVM4	0.017/0.037	
	Orange	5	ZBVM5	0.017/0.037	
	Yellow	5	ZBVM8	0.017/0.037	
	Blue	5	ZBVM6	0.017/0.037	

Protected
LED

PF080705



ZBV5B

121451



ZBZG156

121453



ZBZM156

105079



ZBZV●

Flashing light blocks with screw clamp terminal connections (Schneider Electric anti-loosening system)

Description	Supply voltage V	Color of light source	Sold in lots of	Unit reference	Weight kg/lb
Integral LED (to combine with heads for integral LED)	24 ~ (50/60 Hz)	White	5	ZBV18B1	0.017/0.037
		Green	5	ZBV18B3	0.017/0.037
		Red	5	ZBV18B4	0.017/0.037
		Orange	5	ZBV18B5	0.017/0.037
		Blue	5	ZBV18B6	0.017/0.037
		110...120 ~ (50/60 Hz)	White	5	ZBV18G1
	Green		5	ZBV18G3	0.017/0.037
	Red		5	ZBV18G4	0.017/0.037
	Orange		5	ZBV18G5	0.017/0.037
	Blue		5	ZBV18G6	0.017/0.037
	230...240 ~ (50/60 Hz)		White	5	ZBV18M1
		Green	5	ZBV18M3	0.017/0.037
		Red	5	ZBV18M4	0.017/0.037
		Orange	5	ZBV18M5	0.017/0.037
		Blue	5	ZBV18M6	0.017/0.037

Protected
LED

Transformer blocks for 24 V light blocks (1)

For use with	Supply voltage V	Description	Référence	Weight kg/lb
Light blocks with integral LED	400 V ~ - 50 Hz	Transformer 400 V - 24 V ~	ZBV5B (2)	0.090/0.198

Blocks for "test light" function

Light blocks	12 and 24 ~ 24...120 ~	Single module, 1 connecting wire	ZBZG156 (3)	0.010/0.022
Light blocks with integral LED	48...230 ~	Double module, with connecting wires	ZBZM156 (4)	0.010/0.022

LED suppressors

For use with	Supply voltage V	Level of protection	Reference	Weight kg/lb
Light blocks with integral LED fitted with screw clamp terminal connections	120 ~	25...120 VA	ZBZVG	0.010/0.022
	230 ~	30...230 VA	ZBZVM	0.010/0.022

(1) To be used with 2 dummy contact blocks ZBE000.

(2) To order 440...460 V ~ - 60 Hz transformer blocks, replace "5" in the reference with "8": ZBV5B becomes ZBV8B. To order 550...600 V ~ - 60 Hz transformer blocks, replace "5" with "9": ZBV5B becomes ZBV9B.

(3) Block for use with ~ light blocks with integral LED types ZBVJ●, ZBVB●, ZBVBG● or with direct supply light block for BA 9s bulb, ZBV6.

(4) Block for use ~ light blocks integral LED types ZBVG●, ZBVM●, see connection on our website www.schneider-electric.com.

To combine with heads, see pages 16 to 38

10191



ZB4BZ009

Body/fixing collar				
For use with	Sold in lots of	Unit reference	Weight kg/lb	
Electrical block (contact or light)	10	ZB4BZ009	0.038/0.084	

PF10777



ZBE1015

Contact functions						
Spring clamp terminal connections (1)						
Contacts for standard applications						
Description	Type of contact			Sold in lots of	Unit reference	Weight kg/lb
		NO	NC			
Contact blocks	Single	1	–	4	ZBE1015	0.011/0.024
		–	1	4	ZBE1025	0.011/0.024
	Single with body/fixing collar	1	–	1	ZB4BZ1015	0.053/0.117
		–	1	1	ZB4BZ1025	0.053/0.117
		2	–	1	ZB4BZ1035	0.062/0.137
		–	2	1	ZB4BZ1045	0.062/0.137
1	1	1	ZB4BZ1055	0.062/0.137		

PF10779



ZB4BZ1015

Light blocks					
Spring clamp terminal connections (1)					
Description	Supply voltage V	Color of light source	Sold in lots of	Unit reference	Weight kg/lb
Integral LED (to combine with heads for integral LED)	12 ~ (50/60 Hz)	White	4	ZBVJ15	0.016/0.035
		Green	4	ZBVJ35	0.016/0.035
		Red	4	ZBVJ45	0.016/0.035
		Orange	4	ZBVJ55	0.016/0.035
		Blue	4	ZBVJ65	0.016/0.035
		24 ~ (50/60 Hz)	White	4	ZBVB15
	Green	4	ZBVB35	0.016/0.035	
	Red	4	ZBVB45	0.016/0.035	
	Orange	4	ZBVB55	0.016/0.035	
	Blue	4	ZBVB65	0.016/0.035	
	110...120 ~ (50/60 Hz)	White	4	ZBVG15	0.016/0.035
		Green	4	ZBVG35	0.016/0.035
Red		4	ZBVG45	0.016/0.035	
Orange		4	ZBVG55	0.016/0.035	
Blue		4	ZBVG65	0.016/0.035	
230...240 ~ (50/60 Hz)		White	4	ZBVM15	0.016/0.035
	Green	4	ZBVM35	0.016/0.035	
	Red	4	ZBVM45	0.016/0.035	
	Orange	4	ZBVM55	0.016/0.035	
	Blue	4	ZBVM65	0.016/0.035	
	Integral LED + body/fixing collar	110...120 ~ (50/60 Hz)	Green	4	ZB4BVG35
Red			4	ZB4BVG45	0.053/0.117

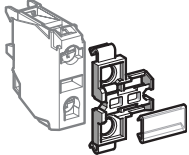
Protected LED

PF080711



ZBVB35

814262



ZBZ001

Sheet of 50 blank legends				
For use with	Sold in lots of	Unit reference	Weight kg/lb	
Legend holder ZBZ001	10	ZBY001	0.023/0.051	

(1) It is not possible to fit an additional block on the back of these contact or light blocks.

To combine with heads,
see pages 16 to 38

101191



ZB4BZ009

101257



ZB4BZ079 + ZB4BZ009

101303



ZBZ01

XB4_632_CPSC11841C



ZBZ110

101259



ZBE701

101260



ZBE702

PF512550



ZBVB07

Body/fixing collar and accessories specifically for printed circuit board mounting (1) Accessories required when using adaptor (socket) ZBZ010

Description	For use with	Sold in lots of	Unit reference	Weight kg/lb
Body/fixing collar	Electrical block (contact or light)	10	ZB4BZ009	0.006/0.013
Fixing collar/pillar	Printed circuit board support (fixing screw ZBZ006 to be ordered separately)	10	ZB4BZ079	0.003/0.007
Fixing screw for printed circuit board	Fixing collar/pillar ZB4BZ079	10	ZBZ006	0.011/0.024

Adapter (socket) (1)

For use with	Thickness of printed circuit board Ø (mm/in.)	Sold in lots of	Unit reference	Weight kg/lb
Electrical block (contact or light)	1.6 ± 0.2/0.063 ± 0.008	10	ZBZ010	0.008/0.018
	2.2 ± 0.2/0.087 ± 0.008	10	ZBZ011	0.008/0.018
	3.2 ± 0.2/0.126 ± 0.008	10	ZBZ012	0.008/0.018

Grounding Plate

Description	For use with	Sold in lots of	Unit reference	Weight kg/lb
Grounding plate with ground screw	Harmony XB4 metal and XALG plastic control stations	1	ZBZ110	0.017/0.037

Contact functions (1)

Contacts for standard applications

Description	Type of contact	Symbol		Sold in lots of	Unit reference	Weight kg/lb
		NO	NC			
Contact blocks	Single	1	–	5	ZBE701	0.011/0.024
		–	1	5	ZBE702	0.011/0.024

Contacts for specific applications

Application	Type of contact	Symbol		Sold in lots of	Unit reference	Weight kg/lb
		NO	NC			
Low power switching	Single	1	–	5	ZBE7016	0.012/0.026
		–	1	5	ZBE7026	0.012/0.026

Light blocks (1)

Description	Supply voltage V	Color of LED	Sold in lots of	Unit reference	Weight kg/lb
Integral LED (to combine with heads for integral LED)	24 ~ (50/60 Hz)	White	5	ZBVB17	0.004/0.009
		Green	5	ZBVB37	0.004/0.009
		Red	5	ZBVB47	0.004/0.009
		Orange	5	ZBVB57	0.004/0.009
		Blue	5	ZBVB67	0.004/0.009

Protected
LED

(1) For details of support drilling and of printed circuit board, see our website www.schneider-electric.com.


To combine with heads, see pages 16 to 38




ZBE1023



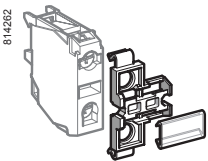
ZBE2043



ZB4BZ1043



ZBE5043



ZBZ001

Contact functions ⁽¹⁾ Faston connectors (Ø 6.35 or 2 x 2.8 mm/0.250 or 2 x 0.110 in.) (Schneider Electric anti-loosening system)

Contacts for standard applications						
Description	Type of contact	NO	NC	Sold in lots of	Unit reference	Weight kg/lb
Contact blocks	Single	1	–	5	ZBE1013	0.011/0.024
		–	1	5	ZBE1023	0.011/0.024
	Double	2	–	5	ZBE2033	0.020/0.044
		–	2	5	ZBE2043	0.020/0.044
		1	1	5	ZBE2053	0.020/0.044
	Single with body/fixing collar	1	–	1	ZB4BZ1013 (2)	0.053/0.117
		–	1	1	ZB4BZ1023 (2)	0.053/0.117
		2	–	1	ZB4BZ1033	0.062/0.137
		–	2	1	ZB4BZ1043	0.062/0.137
		1	1	1	ZB4BZ1053	0.062/0.137

Contacts for specific applications							
Application	Type of contact	Description	NO	NC	Sold in lots of	Unit reference	Weight kg/lb
Low power switching	Single	Standard	1	–	5	ZBE10163 (2)	0.012/0.026
			–	1	5	ZBE10263 (2)	0.012/0.026
		Dusty environments ⁽³⁾ (IP 5X, 50 µm dust)	1	–	5	ZBE1016P3 (2)	0.012/0.026
			–	1	5	ZBE1026P3 (2)	0.012/0.026
Staggered contacts	Single	Early make	1	–	5	ZBE2013 (2)	0.011/0.024
		Late break	–	1	5	ZBE2023 (2)	0.011/0.024
		Standard ⁽⁴⁾	1	–	1	ZBE5013	0.021/0.046
High power switching	Single	Standard ⁽⁴⁾	–	1	1	ZBE5023	0.021/0.046
			2	–	1	ZBE5033	0.033/0.073
			–	2	1	ZBE5043	0.033/0.073
			1	1	1	ZBE5053	0.033/0.073

Clip-on legend holder for electrical blocks with screw clamp terminal connections ⁽⁵⁾

For use with	Sold in lots of	Unit reference	Weight kg/lb
Identification of an XB4B control or signaling unit	10	ZBZ001	0.001/0.002
Sheet of 50 blank legends			
Legend holder ZBZ001	10	ZBY001	0.023/0.051

- (1) The contact blocks enable variable composition of body/contact assemblies. Maximum number of rows possible: 3. Either 3 rows of 3 single contacts or 1 row of 3 double contacts + 1 row of 3 single contacts (double contacts occupy the first 2 rows).
- (2) To order products with screw clamp terminal connections for lugs, replace the 3 at the end of the reference with a 9. Example: ZBE1013 becomes ZBE1019.
- (3) It is not possible to fit an additional contact block on the back of these contact blocks.
- (4) It is not possible to use these contacts with light blocks.
- (5) This legend holder is not compatible with high power switching contact blocks.

To combine with heads, see pages 16 to 38

101191



ZB4BZ009

101262



ZBE1014

101265




ZBE1024

101264



ZB4BZ1014

101266




ZB4BZ1024

101270



ZBVB14

530719



APE1C2250

Body/fixing collar

For use with	Sold in lots of	Unit reference	Weight kg/lb
Electrical block (contact or light)	10	ZB4BZ009	0.038/0.084

Contact functions

Plug-in connector (1)

Contacts for standard applications

Description	Type of contact	NO	NC	Sold in lots of	Unit reference	Weight kg/lb
Contact blocks	Single	1	–	5	ZBE1014	0.011/0.024
		–	1	5	ZBE1024	0.011/0.024
Contact blocks	Single with body/fixing collar	1	–	1	ZB4BZ1014	0.050/0.110
		–	1	1	ZB4BZ1024	0.050/0.110
		2	–	1	ZB4BZ1034	0.058/0.128
		–	2	1	ZB4BZ1044	0.058/0.128
		1	1	1	ZB4BZ1054	0.058/0.128
		1	2	1	ZB4BZ1414	0.064/0.141

Light blocks

Plug-in connector

Description	Supply voltage (V)	Color of light source	Sold in lots of	Unit reference	Weight kg/lb
Integral LED (to combine with heads for integral LED)	24 \sim (50/60 Hz)	White	5	ZBVB14	0.016/0.035
		Green	5	ZBVB34	0.016/0.035
		Red	5	ZBVB44	0.016/0.035
		Orange	5	ZBVB54	0.016/0.035
		Blue	5	ZBVB64	0.016/0.035
		Protected LED	110...120 \sim (50/60 Hz)	White	5
Green	5			ZBVG34	0.016/0.035
Red	5			ZBVG44	0.016/0.035
Orange	5			ZBVG54	0.016/0.035
Blue	5			ZBVG64	0.016/0.035
Protected LED	230...240 \sim (50/60 Hz)			White	5
		Green	5	ZBVM34	0.016/0.035
		Red	5	ZBVM44	0.016/0.035
		Orange	5	ZBVM54	0.016/0.035
		Blue	5	ZBVM64	0.016/0.035

Connecting cables and connector

Description	Number of connectors	Wire c.s.a. mm ² /AWG	Length Ø mm/in.	Sold in lots of	Unit reference	Weight kg/lb
Cables with connectors 2-pin, Ø 5.08 mm/0.200 in. pitch	1	0.75/19	500/19.685	8	APE1C2150	0.120/0.265
	2	0.75/19	500/19.685	8	APE1C2250	0.180/0.397
Spring terminal connector 2-pin, Ø 5.08 mm/0.200 in. pitch	–	0.2 to 0.5 /25 to 14	–	10	APE1PRE21	0.003/0.007

(1) It is not possible to fit an additional contact block on the back of these contact blocks.

Control and signaling units Ø 22

Harmony XB4, metal

Body/contact assemblies + light blocks with integral LED

To combine with:
Heads, see pages 19 to 35
Contacts, see page 42

PF1512655



ZB4BW0...3


Complete body/contact assemblies and light blocks ⁽¹⁾						
Screw clamp terminal connections (Schneider Electric anti-loosening system)						
Light source	Supply voltage V	Type of contact		Color of light source	Reference	Weight kg/lb
		NO	NC			
Direct supply						
Integral LED Protected LED	24 ~ (50/60 Hz)	1	-	White	ZB4BW0B11	0.064/0.141
				Green	ZB4BW0B31	0.064/0.141
				Red	ZB4BW0B41	0.064/0.141
				Orange	ZB4BW0B51	0.064/0.141
				Blue	ZB4BW0B61	0.064/0.141
		-	1	White	ZB4BW0B12	0.064/0.141
				Green	ZB4BW0B32	0.064/0.141
				Red	ZB4BW0B42	0.064/0.141
				Orange	ZB4BW0B52	0.064/0.141
				Blue	ZB4BW0B62	0.064/0.141
	2	-	White	ZB4BW0B13	0.074/0.163	
			Green	ZB4BW0B33	0.074/0.163	
			Red	ZB4BW0B43	0.074/0.163	
			Orange	ZB4BW0B53	0.074/0.163	
			Blue	ZB4BW0B63	0.074/0.163	
	110...120 ~ (50/60 Hz)	1	1	White	ZB4BW0B15	0.074/0.163
				Green	ZB4BW0B35	0.074/0.163
				Red	ZB4BW0B45	0.074/0.163
				Orange	ZB4BW0B55	0.074/0.163
				Blue	ZB4BW0B65	0.074/0.163
1		-	White	ZB4BW0G11	0.064/0.141	
			Green	ZB4BW0G31	0.064/0.141	
			Red	ZB4BW0G41	0.064/0.141	
			Orange	ZB4BW0G51	0.064/0.141	
			Blue	ZB4BW0G61	0.064/0.141	
-	1	White	ZB4BW0G12	0.064/0.141		
		Green	ZB4BW0G32	0.064/0.141		
		Red	ZB4BW0G42	0.064/0.141		
		Orange	ZB4BW0G52	0.064/0.141		
		Blue	ZB4BW0G62	0.064/0.141		
2	-	White	ZB4BW0G13	0.074/0.163		
		Green	ZB4BW0G33	0.074/0.163		
		Red	ZB4BW0G43	0.074/0.163		
		Orange	ZB4BW0G53	0.074/0.163		
		Blue	ZB4BW0G63	0.074/0.163		
1	1	White	ZB4BW0G15	0.074/0.163		
		Green	ZB4BW0G35	0.074/0.163		
		Red	ZB4BW0G45	0.074/0.163		
		Orange	ZB4BW0G55	0.074/0.163		
		Blue	ZB4BW0G65	0.074/0.163		

Other versions Complete bodies with Faston connector terminals (Ø 6.35 or 2 x 2.8mm/0.250 or 2 x 0.110 in.)
Please contact our Customer Care Center.



(1) Can be fitted with additional contact blocks: see page 42.

To combine with:
 Heads, see pages 19 to 35
 Contacts, see page 42

PF1512655



ZB4BW0...3

Complete body/contact assemblies and light blocks (continued) (1)							
Screw clamp terminal connections (Schneider Electric anti-loosening system)							
Light source	Supply voltage V	Type of contact		Color of light source	Reference	Weight kg/lb	
							
		NO	NC				
Direct supply (continued)							
Integral LED	230...240 ~ (50/60 Hz)	1	-	White	ZB4BW0M11	0.064/0.141	
				Green	ZB4BW0M31	0.064/0.141	
				Red	ZB4BW0M41	0.064/0.141	
				Orange	ZB4BW0M51	0.064/0.141	
				Blue	ZB4BW0M61	0.064/0.141	
		-	1	-	White	ZB4BW0M12	0.064/0.141
					Green	ZB4BW0M32	0.064/0.141
					Red	ZB4BW0M42	0.064/0.141
					Orange	ZB4BW0M52	0.064/0.141
					Blue	ZB4BW0M62	0.064/0.141
		2	-	-	White	ZB4BW0M13	0.074/0.163
					Green	ZB4BW0M33	0.074/0.163
					Red	ZB4BW0M43	0.074/0.163
					Orange	ZB4BW0M53	0.074/0.163
					Blue	ZB4BW0M63	0.074/0.163
		1	1	-	White	ZB4BW0M15	0.074/0.163
					Green	ZB4BW0M35	0.074/0.163
					Red	ZB4BW0M45	0.074/0.163
					Orange	ZB4BW0M55	0.074/0.163
					Blue	ZB4BW0M65	0.074/0.163

Other versions Complete bodies with Faston connector terminals (Ø 6.35 or 2 x 2.8mm/0.250 or 2 x 0.110 in.). Please contact our Customer Care Center.

(1) Can be fitted with additional contact blocks: see page 42.

Control and signaling units Ø 22

Harmony XB4, metal

Body/light assemblies for pilot lights with integral LED

To combine with:
 Heads, see page 36
 Contacts, see page 42

101239



ZB4BV●●

Complete light bodies (fixing collar + light block with integral LED)				
Screw clamp terminal connections (Schneider Electric anti-loosening system)				
Light source	Supply voltage V	Color of light source	Reference	Weight kg/lb
Integral LED protected LED	12 ~ (50/60 Hz)	White	ZB4BVJ1	0.054/0.119
		Green	ZB4BVJ3	0.054/0.119
		Red	ZB4BVJ4	0.054/0.119
		Orange	ZB4BVJ5	0.054/0.119
		Blue	ZB4BVJ6	0.054/0.119
		24 ~ (1) (50/60 Hz)	White	ZB4BVB1
Green	ZB4BVB3		0.054/0.119	
Red	ZB4BVB4		0.054/0.119	
Orange	ZB4BVB5		0.054/0.119	
Blue	ZB4BVB6		0.054/0.119	
24...120 ~ (50/60 Hz)	White	ZB4BVBG1	0.054/0.119	
	Green	ZB4BVBG3	0.054/0.119	
	Red	ZB4BVBG4	0.054/0.119	
	Orange	ZB4BVBG5	0.054/0.119	
	Blue	ZB4BVBG6	0.054/0.119	
110...120 ~ (1) (50/60 Hz)	White	ZB4BVG1	0.054/0.119	
	Green	ZB4BVG3	0.054/0.119	
	Red	ZB4BVG4	0.054/0.119	
	Orange	ZB4BVG5	0.054/0.119	
	Blue	ZB4BVG6	0.054/0.119	
230...240 ~ (1) (50/60 Hz)	White	ZB4BVM1	0.054/0.119	
	Green	ZB4BVM3	0.054/0.119	
	Red	ZB4BVM4	0.054/0.119	
	Orange	ZB4BVM5	0.054/0.119	
	Blue	ZB4BVM6	0.054/0.119	

(1) Complete bodies with Faston connector terminals (Ø 6.35 or 2 x 2.8mm/0.250 or 2x 0.110 in.), see page 46.

Control and signaling units Ø 22

Harmony XB4, metal

Body/light assemblies for pilot lights with integral LED

To combine with:
Heads, see page 36
Contacts, see page 42

PF12556



ZB4BVB●156

Complete light bodies with 3-terminal "test" function

(fixing collar + light block with integral LED + pre-wired block for "test light" function)

Screw clamp terminal connections (Schneider Electric anti-loosening system)

Light source	Supply voltage V	Color of light source	Reference	Weight kg/lb
Integral LED Protected LED	24 \sim (1) (50/60 Hz)	White	ZB4BVB1156	0.054/0.119
		Green	ZB4BVB3156	0.054/0.119
		Red	ZB4BVB4156	0.054/0.119
		Orange	ZB4BVB5156	0.054/0.119
		Blue	ZB4BVB6156	0.054/0.119

Complete bodies with flashing pilot light (fixing collar + light block with integral LED)

Screw clamp terminal connections (Schneider Electric anti-loosening system)

Light source	Supply voltage V	Color of light source	Reference	Weight kg/lb
Integral LED Protected LED	24 \sim (50/60 Hz)	White	ZB4BV18B1	0.054/0.119
		Green	ZB4BV18B3	0.054/0.119
		Red	ZB4BV18B4	0.054/0.119
		Orange	ZB4BV18B5	0.054/0.119
		Blue	ZB4BV18B6	0.054/0.119
	110...120 \sim (50/60 Hz)	White	ZB4BV18G1	0.054/0.119
		Green	ZB4BV18G3	0.054/0.119
		Red	ZB4BV18G4	0.054/0.119
		Orange	ZB4BV18G5	0.054/0.119
		Blue	ZB4BV18G6	0.054/0.119
	230...240 \sim (50/60 Hz)	White	ZB4BV18M1	0.054/0.119
		Green	ZB4BV18M3	0.054/0.119
		Red	ZB4BV18M4	0.054/0.119
		Orange	ZB4BV18M5	0.054/0.119
		Blue	ZB4BV18M6	0.054/0.119

(1) For a 120 or 230 V \sim supply, use complete body ZB4BVG● or ZB4BVM● with block for "test light" function type ZBZM156, see page 48 and 43.



Control and signaling units Ø 22


Harmony XB4, metal

Body/contact assemblies + light blocks with

BA 9s base fitting

To combine with:
Heads, see page 21
Contacts, see page 42

Complete body/contact assemblies and light blocks ⁽¹⁾							
For bulb with BA 9s base fitting (incandescent, neon or LED)							
Screw clamp terminal connections (Schneider Electric anti-loosening system)							
Light source	Supply voltage V	Type of contact		Color of light source	Reference	Weight kg/lb	
							
Direct supply							
BA9s base fitting bulb, 2.4 W max, not included ⁽²⁾	≤ 250	1	–	–	ZB4BW061	0.063/0.139	
		–	1	–	ZB4BW062	0.063/0.139	
		2	–	–	ZB4BW063	0.073/0.161	
		1	1	–	ZB4BW065	0.073/0.161	
Supply via integral transformer (1.2 VA, 6 V secondary)							
BA9s base fitting incandescent bulb, included	110...120 ~ 50/60 Hz	1	–	–	ZB4BW031	0.141/0.311	
		1	1	–	ZB4BW035	0.151/0.333	
	230 ~ 50 Hz	1	–	–	ZB4BW041	0.141/0.311	
		1	1	–	ZB4BW045	0.151/0.333	
	220...240 ~ 60 Hz	1	–	–	ZB4BW051	0.141/0.311	
		1	1	–	ZB4BW055	0.151/0.333	
	BA9s base fitting LED, included	110...120 ~ 50/60 Hz	1	1	White	ZB4BW03D15	0.151/0.333
					Green	ZB4BW03D35	0.151/0.333
					Red	ZB4BW03D45	0.151/0.333
					Orange	ZB4BW03D55	0.151/0.333
					Blue	ZB4BW03D65	0.151/0.333
		230 ~ 50 Hz	1	1	White	ZB4BW04D15	0.151/0.333
Green					ZB4BW04D35	0.151/0.333	
Red					ZB4BW04D45	0.151/0.333	
Orange					ZB4BW04D55	0.151/0.333	
Blue					ZB4BW04D65	0.151/0.333	
220...240 ~ 60 Hz		1	1	White	ZB4BW05D15	0.152/0.335	
				Green	ZB4BW05D35	0.152/0.335	
	Red			ZB4BW05D45	0.152/0.335		
	Orange			ZB4BW05D55	0.152/0.335		
	Blue			ZB4BW05D65	0.152/0.335		



ZB4BW06



ZB4BW05

Other versions Complete bodies with integral transformer incorporating Faston connector terminals (Ø 6.35 or 2 x 2.8 mm/0.250 or 2 x 0.110 in.). Please contact our Customer Care Center.

⁽¹⁾ Can be fitted with additional contact blocks: see page 42.
⁽²⁾ Bulb to be ordered separately: see page 64.

To combine with:
Heads, see page 37
Contacts, see page 42

Light blocks**Screw clamp terminal connections** (Schneider Electric anti-loosening system)

Description	Supply voltage V	Sold in lots of	Unit reference	Weight kg/lb
Direct supply for BA 9s base fitting bulb, 2.4 W max., not included (1)	≤ 250	5	ZBV6	0.016/0.035

Complete light bodies (fixing collar + light block)

For bulb with BA 9s base fitting (incandescent, neon or LED)

Screw clamp terminal connections (Schneider Electric anti-loosening system)

Light source	Supply voltage V	Color of light source	Reference	Weight kg/lb
--------------	---------------------	--------------------------	-----------	-----------------

Direct supply

BA 9s base fitting bulb, 2.4 W max, not included (1)	≤ 250	–	ZB4BV6	0.052/0.335
--	-------	---	--------	-------------

Supply via integral transformer (1.2 VA, 6 V secondary)

BA 9s base fitting incandescent bulb, included	110...120 ~ -50/60 Hz	–	ZB4BV3	0.130/0.287
	230 ~ - 50 Hz	–	ZB4BV4	0.130/0.287
	220...240 ~ - 60 Hz	–	ZB4BV5	0.131/0.289
	400 ~ - 50 Hz	–	ZB4BV8	0.128/0.282
	550...600 ~ - 60 Hz	–	ZB4BV9	0.131/0.289

BA 9s base fitting LED, included	110...120 ~ - 50/60 Hz	White	ZB4BV3D1	0.134/0.295
		Green	ZB4BV3D3	0.134/0.295
		Red	ZB4BV3D4	0.134/0.295
		Orange	ZB4BV3D5	0.134/0.295
		Blue	ZB4BV3D6	0.134/0.295

230 ~ - 50 Hz 220...240 ~ - 60 Hz	White	ZB4BV4D1	0.134/0.295
	Green	ZB4BV4D3	0.134/0.295
	Red	ZB4BV4D4	0.134/0.295
	Orange	ZB4BV4D5	0.134/0.295
	Blue	ZB4BV4D6	0.134/0.295

400 ~ - 50/60 Hz	White	ZB4BV5D1	0.134/0.295
	Green	ZB4BV5D3	0.134/0.295
	Red	ZB4BV5D4	0.134/0.295
	Orange	ZB4BV5D5	0.134/0.295
	Blue	ZB4BV5D6	0.134/0.295

Complete light bodies with 3-terminal “test” function (fixing collar + light block)

For bulb with BA 9s base fitting (incandescent, neon or LED)

Screw clamp terminal connections (Schneider Electric anti-loosening system)**Direct supply**


BA 9s base fitting bulb, 2.4 W max, not included (1)	≤ 250	–	ZB4BV156	0.062/0.137
--	-------	---	----------	-------------

Other versions Complete bodies with Faston connector terminals (Ø 6.35 or 2 x 2.8 mm/0.250 or 2 x 0.110 in.), see page 46.


(1) Bulb to be ordered separately, see page 64.



ZB4BV6



ZB4BV●



ZB4BV156



ZBA4



ZBL2



ZBA333

Pushbutton caps - unmarked

For use with	Type of push	Color	Sold in lots of	Unit reference	Weight kg/lb
ZBABA0 pushbutton heads supplied without cap	Flush	White	10	ZBA1	0.001/0.002
		Black	10	ZBA2	0.001/0.002
		Green	10	ZBA3	0.001/0.002
		Red	10	ZBA4	0.001/0.002
		Yellow	10	ZBA5	0.001/0.002
		Blue	10	ZBA6	0.001/0.002
	6 colors (1)	1	ZBA9	0.006/0.013	
	Projecting	White	10	ZBL1	0.001/0.002
		Black	10	ZBL2	0.001/0.002
		Green	10	ZBL3	0.001/0.002
		Red	10	ZBL4	0.001/0.002
		Yellow	10	ZBL5	0.001/0.002
		Blue	10	ZBL6	0.001/0.002
6 colors (1)	1	ZBL9	0.006/0.013		

Pushbutton caps - marked

For use with	Type of push	Marking		Color of cap	Unit reference	Weight kg/lb
		Text	Color			
ZBABA0 pushbutton heads supplied without cap (sold in lots of 10)	Flush	I (2)	White	Green	ZBA331	0.001/0.002
			Black	White	ZBA131	0.001/0.002
		II	White	Green	ZBA336	0.001/0.002
			Black	White	ZBA136	0.001/0.002
		III	White	Green	ZBA337	0.001/0.002
			Black	White	ZBA137	0.001/0.002
		IV	White	Green	ZBA338	0.001/0.002
			Black	White	ZBL138	0.001/0.002
		START (2)	White	Green	ZBA333	0.001/0.002
			Black	White	ZBA133	0.001/0.002
		ON	White	Green	ZBA341	0.001/0.002
			Black	White	ZBA141	0.001/0.002
		MARCHE	White	Green	ZBA342	0.001/0.002
			Black	White	ZBA142	0.001/0.002
		UP (2)	Black	White	ZBA343	0.001/0.002
		DOWN (2)	White	Black	ZBA344	0.001/0.002
		⊕ (2)	White	Black	ZBA245	0.001/0.002
			Black	White	ZBA145	0.001/0.002
		↑ (3)	White	Black	ZBA335	0.001/0.002
			Black	White	ZBA334	0.001/0.002
		O (2)	White	Red	ZBA432	0.001/0.002
				Black	ZBA232	0.001/0.002
		ARRET	White	Red	ZBA433	0.001/0.002
				Black	ZBA233	0.001/0.002
		STOP (2)	White	Red	ZBA434	0.001/0.002
				Black	ZBA234	0.001/0.002
		OFF	White	Red	ZBA435	0.001/0.002
				Black	ZBA235	0.001/0.002
		⬇	White	Green	ZBA346	0.001/0.002
		R (2)	White	Blue	ZBA639	0.001/0.002
		+	White	Black	ZBA2934	0.001/0.002
		-	White	Black	ZBA2935	0.001/0.002

(1) Set of 6 different colored caps: white, black, green, red, yellow, and blue.

(2) Double injection moulded marking.

(3) Can be clipped-in at 90° steps, through 360°.

107360



ZBP0

Transparent boots for pushbuttons (1)				
Description	For use with XB4 metal pushbuttons	Sold in lots of	Unit reference	Weight kg/lb
Single boots (2)	Flush with circular head	10	ZBPA	0.002/0.004
	Projecting with circular head and push-push version	10	ZBP0	0.002/0.004
	Flush or projecting with circular head for food industry applications	10	ZBP0A	0.002/0.004

Colored boots					
Description	Color	For use with	Sold in lots of	Unit reference	Weight kg/lb
Colored boots (can be replaced without dismantling the head)	White	ZB4BP1S	10	ZBP011	0.003/0.007
	Black	ZB4BP2S	10	ZBP012	0.003/0.007
	Green	ZB4BP3S	10	ZBP013	0.003/0.007
	Red	ZB4BP4S	10	ZBP014	0.003/0.007
	Yellow	ZB4BP5S	10	ZBP015	0.003/0.007
	Blue	ZB4BP6S	10	ZBP016	0.003/0.007
Clear membrane	Transparent	ZB4BP83	10	ZBP017	0.003/0.007

Lens caps				
For use with	Color	Sold in lots of	Unit reference	Weight kg/lb

Lens caps for light sources with integral LED				
Pilot lights	White	10	ZBV0113	0.002/0.004
	Green	10	ZBV0133	0.002/0.004
	Red	10	ZBV0143	0.002/0.004
	Orange	10	ZBV0153	0.002/0.004
	Blue	10	ZBV0163	0.002/0.004
	5 different colored grooved lenses (3)	10	ZBV0103S	0.010/0.022

Illuminated pushbuttons, with flush push	White	10	ZBW9113	0.002/0.004
	Green	10	ZBW9133	0.002/0.004
	Red	10	ZBW9143	0.002/0.004
	Orange	10	ZBW9153	0.002/0.004
	Blue	10	ZBW9163	0.002/0.004

Illuminated pushbuttons, with projecting push	White	10	ZBW9313	0.002/0.004
	Green	10	ZBW9333	0.002/0.004
	Red	10	ZBW9343	0.002/0.004
	Orange	10	ZBW9353	0.002/0.004
	Blue	10	ZBW9363	0.002/0.004

Lens caps for light sources with BA 9s base fitting				
Pilot lights	White	10	ZBV011	0.002/0.004
	Green	10	ZBV013	0.002/0.004
	Red	10	ZBV014	0.002/0.004
	Orange	10	ZBV015	0.002/0.004
	Blue	10	ZBV016	0.002/0.004
	Clear	10	ZBV017	0.002/0.004

Illuminated pushbuttons, with flush push	White	10	ZBW911	0.002/0.004
	Green	10	ZBW913	0.002/0.004
	Red	10	ZBW914	0.002/0.004
	Orange	10	ZBW915	0.002/0.004
	Blue	10	ZBW916	0.002/0.004
	Clear	10	ZBW917	0.002/0.004

Illuminated pushbuttons, with projecting push	White	10	ZBW931	0.002/0.004
	Green	10	ZBW933	0.002/0.004
	Red	10	ZBW934	0.002/0.004
	Orange	10	ZBW935	0.002/0.004
	Blue	10	ZBW936	0.002/0.004
	Clear	10	ZBW937	0.002/0.004

(1) Boots for multiple-headed pushbuttons: see page 23.

(2) Permissible panel thickness 1 to 5 mm/0.039 to 0.197 in., cannot be used with legend holders.

(3) Clear, green, red, orange, or blue.

PG113818



ZBV0153

PG113819



ZBV016

Control and signaling units Ø 22

Harmony XB4 metal

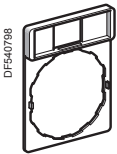
8 x 27 mm legends with 30 x 40 mm legend holders



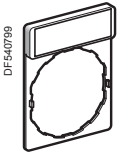
ZBZ34



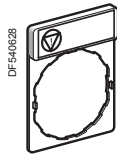
ZBYH101



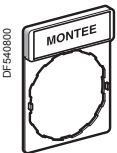
ZBZ32



ZBY101



ZBY4140



ZBY2107

Ø 30 x 40 mm legend holders (flush mounting with bezel) for Ø 8 x 27 mm legends (1)

Description	Legend		Sold in lots of	Unit reference	Weight kg/lb
	Color	Marking			
Without legend	–	–	10	ZBZ34	0.003/0.007
With blank legend	Black or Red background	–	10	ZBY2H101	0.004/0.009
	White or Yellow background	–	10	ZBY4H101	0.004/0.009

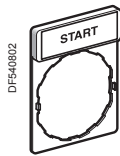
Standard Ø 30 x 40 mm legend holders for Ø 8 x 27 mm legends (1)

Description	Legend		Sold in lots of	Unit reference	Weight kg/lb		
	Color	Marking					
Without legend	–	–	10	ZBZ32	0.001/0.002		
With blank legend (for engraving)	Black or Red background	–	10	ZBY2101	0.002/0.004		
	White or Yellow background	–	10	ZBY4101	0.002/0.004		
With 8 x 27 mm /0.315 x 1.063 in. legend (with International marking)	Black or Red background (2)	O (Black background)	10	ZBY2146	0.002/0.004		
		O (Red background)	10	ZBY2931	0.002/0.004		
		I	10	ZBY2147	0.002/0.004		
		II	10	ZBY2148	0.002/0.004		
		O-I	10	ZBY2178	0.002/0.004		
		I-II	10	ZBY2179	0.002/0.004		
		I-O-II	10	ZBY2186	0.002/0.004		
		AUTO	10	ZBY2115	0.002/0.004		
		STOP	10	ZBY2304	0.002/0.004		
		Yellow background		10	ZBY4140 (3)	0.002/0.004	
		With 8 x 27 mm /0.315 x 1.063 in. legend (with French language marking)	Black or red background (2)	ARRET (Red background)	10	ZBY2104	0.002/0.004
				ARRET (Black background)	10	ZBY0104	0.002/0.004
				ARRET GENERAL	10	ZBY2129	0.002/0.004
				ARRET REARMEMENT	10	ZBY2133	0.002/0.004
ARRET-MARCHE	10			ZBY2166	0.002/0.004		
ARRIERE	10			ZBY2106	0.002/0.004		
AUTO CYCLE-CYCLE	10			ZBY2198	0.002/0.004		
AUTO CYCLE-MAIN	10			ZBY2199	0.002/0.004		
AUTO-MAIN	10			ZBY2164	0.002/0.004		
AUTO-O-MAIN	10			ZBY2185	0.002/0.004		
AVANT	10			ZBY2105	0.002/0.004		
AVANT-O-ARRIERE	10			ZBY2184	0.002/0.004		
C-P-C-NORMAL	10			ZBY2165	0.002/0.004		
CYCLE-MAIN	10			ZBY2197	0.002/0.004		
DECLenchement	10	ZBY2132	0.002/0.004				
DEFAUT (Black background)	10	ZBY2134	0.002/0.004				
DEFAUT (Red background)	10	ZBY2135	0.002/0.004				
DEPART CYCLE	10	ZBY2195	0.002/0.004				
DESCENTE	10	ZBY2108	0.002/0.004				
DROITE	10	ZBY2109	0.002/0.004				
ENclenchement	10	ZBY2131	0.002/0.004				
EN SERVICE	10	ZBY2111	0.002/0.004				
FERMETURE	10	ZBY2114	0.002/0.004				
GAUCHE	10	ZBY2110	0.002/0.004				
HORS SERVICE	10	ZBY2112	0.002/0.004				
HORS-EN	10	ZBY2167	0.002/0.004				
LENT	10	ZBY2127	0.002/0.004				
MAIN	10	ZBY2116	0.002/0.004				
MARCHE	10	ZBY2103	0.002/0.004				
MONTEE	10	ZBY2107	0.002/0.004				
OUVERTURE	10	ZBY2113	0.002/0.004				
PHASE / PHASE	10	ZBY2196	0.002/0.004				
REARMEMENT (Red background)	10	ZBY2123	0.002/0.004				
REARMEMENT (Black background)	10	ZBY0123	0.002/0.004				
SOUS TENSION	10	ZBY2126	0.002/0.004				
VITE	10	ZBY2128	0.002/0.004				
Red background	ARRET D'URGENCE	10	ZBY2130 (3)	0.002/0.004			

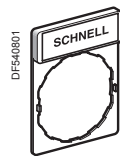
(1) For legends, see pages 58 to 60.

(2) "Start" functions: White letters on Black background. "Stop" functions: White letters on Red background (unless otherwise specified above).

(3) For complying with EN/ISO 13850 standard, paragraph 4.4.6., Emergency stop function logo has been added.



ZBY2303




ZBY2228

Standard Ø 30 x 40 mm legend holders with Ø 8 x 27 mm legends (continued)

Description	Legend		Sold in lots of	Unit Reference	Weight kg/lb		
	Color	Marking					
With legend (with English language marking)	Black or Red background (1)	AUTO-HAND	10	ZBY2364	0.002/0.004		
		AUTO-O-HAND	10	ZBY2385	0.002/0.004		
		CLOSE	10	ZBY2314	0.002/0.004		
		DOWN	10	ZBY2308	0.002/0.004		
		FAST	10	ZBY2328	0.002/0.004		
		FORWARD	10	ZBY2305	0.002/0.004		
		HAND	10	ZBY2316	0.002/0.004		
		HAND-OFF-AUTO	10	ZBY2387	0.002/0.004		
		INCH	10	ZBY2321	0.002/0.004		
		LEFT	10	ZBY2310	0.002/0.004		
		OFF	10	ZBY2312	0.002/0.004		
		OFF-ON	10	ZBY2367	0.002/0.004		
		ON	10	ZBY2311	0.002/0.004		
		OPEN	10	ZBY2313	0.002/0.004		
		POWER ON	10	ZBY2326	0.002/0.004		
		RESET (Red background)	10	ZBY2323	0.002/0.004		
		RESET (Black background)	10	ZBY2322	0.002/0.004		
		REVERSE	10	ZBY2306	0.002/0.004		
		RIGHT	10	ZBY2309	0.002/0.004		
		RUN	10	ZBY2334	0.002/0.004		
		SLOW	10	ZBY2327	0.002/0.004		
		START	10	ZBY2303	0.002/0.004		
		STOP-START	10	ZBY2366	0.002/0.004		
		UP	10	ZBY2307	0.002/0.004		
			Red background	EMERGENCY STOP	10	ZBY2330 (2)	0.002/0.004
		With legend (with German language marking)	Black or red background (1)	AB	10	ZBY2208	0.002/0.004
AUF	10			ZBY2207	0.002/0.004		
AUS	10			ZBY2204	0.002/0.004		
AUS-EIN	10			ZBY2266	0.002/0.004		
AUS-IN BETRIEB	10			ZBY2267	0.002/0.004		
AUS-RÜCKSTELLUNG	10			ZBY2233	0.002/0.004		
AUSSCHALTEN	10			ZBY2232	0.002/0.004		
AUTO-HAND	10			ZBY2364	0.002/0.004		
AUTO-O-HAND	10			ZBY2385	0.002/0.004		
AUTOZYKL-HAND	10			ZBY2299	0.002/0.004		
AUTOZYKL- 1 ZYKL	10			ZBY2298	0.002/0.004		
C-P-C-NORMAL	10			ZBY2265	0.002/0.004		
EIN	10			ZBY2203	0.002/0.004		
EINSCHALTEN	10			ZBY2231	0.002/0.004		
HAND	10			ZBY2316	0.002/0.004		
LANGSAM	10			ZBY2227	0.002/0.004		
LINKS	10			ZBY2210	0.002/0.004		
NOT-AUS (Red background)	10			ZBY2230	0.002/0.004		
ÖFFNEN	10			ZBY2213	0.002/0.004		
RECHTS	10			ZBY2209	0.002/0.004		
RÜCKSTELLUNG	10			ZBY2223	0.002/0.004		
SCHLIESSEN	10			ZBY2214	0.002/0.004		
SCHNELL	10			ZBY2228	0.002/0.004		
SPANNUNG EIN	10			ZBY2226	0.002/0.004		
STEUERUNG AUS	10			ZBY2212	0.002/0.004		
STEUERUNG EIN	10			ZBY2211	0.002/0.004		
STÖRUNG (Black background)	10			ZBY2234	0.002/0.004		
STÖRUNG (Red background)	10			ZBY2235	0.002/0.004		
VOR	10			ZBY2205	0.002/0.004		
VOR-O-ZURÜCK	10			ZBY2284	0.002/0.004		
ZURÜCK	10			ZBY2206	0.002/0.004		
ZYKLUS-HAND	10			ZBY2297	0.002/0.004		
ZYKLUSSTART	10			ZBY2295	0.002/0.004		
	Red background			NOT-HALT	10	ZBY2229 (2)	0.002/0.004
	Yellow background	NOT-HALT	10	ZBY22420001 (2)	0.002/0.004		

(1) "Start" functions: White letters on Black background. "Stop" functions: White letters on Red background (unless otherwise specified above).

(2) For complying with EN/ISO 13850 standard, paragraph 4.4.6., Emergency stop function logo  has been added.

Ø 8 x 27 mm marked legends (for Ø 30 x 40 mm legend holders ZBZ32 and ZBZ34)							
Language	Color of background	Marking	Sold in lots of	Unit Reference	Weight kg/lb		
Without	Black or Red	–	10	ZBY0101	0.001/0.002		
	White or Yellow	–	10	ZBY0102	0.001/0.002		
International	Black or Red (1)	O (Black background)	10	ZBY02146	0.001/0.002		
		O (Red background)	10	ZBY02931	0.001/0.002		
		I	10	ZBY02147	0.001/0.002		
		II	10	ZBY02148	0.001/0.002		
		O-I	10	ZBY02178	0.001/0.002		
		I-II	10	ZBY02179	0.001/0.002		
		I-O-II	10	ZBY02186	0.001/0.002		
		AUTO	10	ZBY02115	0.001/0.002		
		STOP	10	ZBY02304	0.001/0.002		
			Yellow		10	ZBY0140 (2)	0.001/0.002
		French	Black or Red (1)	ARRET (Red background)	10	ZBY02104	0.001/0.002
ARRET (Black background)	10			ZBY00104	0.001/0.002		
ARRET GENERAL	10			ZBY02129	0.001/0.002		
ARRET REARMEMENT	10			ZBY02133	0.001/0.002		
ARRET-MARCHE	10			ZBY02166	0.001/0.002		
ARRIERE	10			ZBY02106	0.001/0.002		
AUTO CYCLE-CYCLE	10			ZBY02198	0.001/0.002		
AUTO CYCLE-MAIN	10			ZBY02199	0.001/0.002		
AUTO-MAIN	10			ZBY02164	0.001/0.002		
AUTO-O-MAIN	10			ZBY02185	0.001/0.002		
AVANT	10			ZBY02105	0.001/0.002		
AVANT-O-ARRIERE	10			ZBY02184	0.001/0.002		
C-P-C-NORMAL	10			ZBY02165	0.001/0.002		
CYCLE-MAIN	10			ZBY02197	0.001/0.002		
DECLENCHEMENT	10			ZBY02132	0.001/0.002		
DEFAUT (Black background)	10			ZBY02134	0.001/0.002		
DEFAUT (Red background)	10			ZBY02135	0.001/0.002		
DEPART CYCLE	10			ZBY02195	0.001/0.002		
DESCENTE	10			ZBY02108	0.001/0.002		
DROITE	10			ZBY02109	0.001/0.002		
ENCLENCHEMENT	10			ZBY02131	0.001/0.002		
EN SERVICE	10			ZBY02111	0.001/0.002		
FERMETURE	10			ZBY02114	0.001/0.002		
GAUCHE	10			ZBY02110	0.001/0.002		
HORS SERVICE	10			ZBY02112	0.001/0.002		
HORS-EN	10			ZBY02167	0.001/0.002		
LENT	10			ZBY02127	0.001/0.002		
MAIN	10			ZBY02116	0.001/0.002		
MARCHE	10			ZBY02103	0.001/0.002		
MONTEE	10			ZBY02107	0.001/0.002		
OUVERTURE	10			ZBY02113	0.001/0.002		
PHASE / PHASE	10			ZBY02196	0.001/0.002		
REARMEMENT (Red background)	10			ZBY02123	0.001/0.002		
REARMEMENT (Black background)	10			ZBY00123	0.001/0.002		
SOUS TENSION	10			ZBY02126	0.001/0.002		
VITE	10			ZBY02128	0.001/0.002		
	Red			ARRET D'URGENCE	10	ZBY02130 (2)	0.001/0.002

(1) "Start" functions: White letters on Black background. "Stop" functions: White letters on Red background (unless otherwise specified above)

(2) For complying with EN/ISO 13850 standard, paragraph 4.4.6., Emergency stop function logo  has been added.

DG121191



ZBY02178

DF540629



ZBY0140

DG121117



ZBY02104

Ø 8 x 27 mm marked legends (for Ø 30 x 40 mm legend holders ZBZ32 and ZBZ34) (continued)							
Language	Color of background	Marking	Sold in lots of	Unit Reference	Weight kg/lb		
English	Black or Red (1)	AUTO-HAND	10	ZBY02364	0.001/0.002		
		AUTO-O-HAND	10	ZBY02385	0.001/0.002		
		CLOSE	10	ZBY02314	0.001/0.002		
		DOWN	10	ZBY02308	0.001/0.002		
		FAST	10	ZBY02328	0.001/0.002		
		FORWARD	10	ZBY02305	0.001/0.002		
		HAND	10	ZBY02316	0.001/0.002		
		HAND-OFF-AUTO	10	ZBY02387	0.001/0.002		
		INCH	10	ZBY02321	0.001/0.002		
		LEFT	10	ZBY02310	0.001/0.002		
		OFF	10	ZBY02312	0.001/0.002		
		OFF-ON	10	ZBY02367	0.001/0.002		
		ON	10	ZBY02311	0.001/0.002		
		OPEN	10	ZBY02313	0.001/0.002		
		POWER ON	10	ZBY02326	0.001/0.002		
		RESET (Red background)	10	ZBY02323	0.001/0.002		
		RESET (Black background)	10	ZBY02322	0.001/0.002		
		REVERSE	10	ZBY02306	0.001/0.002		
		RIGHT	10	ZBY02309	0.001/0.002		
		RUN	10	ZBY02334	0.001/0.002		
		SLOW	10	ZBY02327	0.001/0.002		
		START	10	ZBY02303	0.001/0.002		
		STOP-START	10	ZBY02366	0.001/0.002		
		UP	10	ZBY02307	0.001/0.002		
		Red		EMERGENCY STOP	10	ZBY02330 (2)	0.001/0.002
German	Black or Red (1)	AB	10	ZBY02208	0.001/0.002		
		AUF	10	ZBY02207	0.001/0.002		
		AUS	10	ZBY02204	0.001/0.002		
		AUS-EIN	10	ZBY02266	0.001/0.002		
		AUS-IN BETRIEB	10	ZBY02267	0.001/0.002		
		AUS-RÜCKSTELLUNG	10	ZBY02233	0.001/0.002		
		AUSSCHALTEN	10	ZBY02232	0.001/0.002		
		AUTO-HAND	10	ZBY02364	0.001/0.002		
		AUTO-O-HAND	10	ZBY02385	0.001/0.002		
		AUTOZYKL-HAND	10	ZBY02299	0.001/0.002		
		AUTOZYKL- 1 ZYKL	10	ZBY02298	0.001/0.002		
		C-P-C-NORMAL	10	ZBY02265	0.001/0.002		
		EIN	10	ZBY02203	0.001/0.002		
		EINSCHALTEN	10	ZBY02231	0.001/0.002		
		HAND	10	ZBY02316	0.001/0.002		
		LANGSAM	10	ZBY02227	0.001/0.002		
		LINKS	10	ZBY02210	0.001/0.002		
		NOT-AUS (Red background)	10	ZBY02230	0.001/0.002		
		ÖFFNEN	10	ZBY02213	0.001/0.002		
		RECHTS	10	ZBY02209	0.001/0.002		
		RÜCKSTELLUNG	10	ZBY02223	0.001/0.002		
		SCHLIESSEN	10	ZBY02214	0.001/0.002		
		SCHNELL	10	ZBY02228	0.001/0.002		
		SPANNUNG EIN	10	ZBY02226	0.001/0.002		
		STEUERUNG AUS	10	ZBY02212	0.001/0.002		
		STEUERUNG EIN	10	ZBY02211	0.001/0.002		
		STÖRUNG (Black background)	10	ZBY02234	0.001/0.002		
		STÖRUNG (Red background)	10	ZBY02235	0.001/0.002		
		VOR	10	ZBY02205	0.001/0.002		
		VOR-O-ZURÜCK	10	ZBY02284	0.001/0.002		
		ZURÜCK	10	ZBY02206	0.001/0.002		
		ZYKLUS-HAND	10	ZBY02297	0.001/0.002		
		ZYKLUSSTART	10	ZBY02295	0.001/0.002		
		Red		NOT-HALT	10	ZBY02229 (2)	0.001/0.002
		Yellow		NOT-HALT	10	ZBY022420001 (2)	0.001/0.002

Sheets of peel-off legends (with backing board and protective transparent cover)

Description	For use with	Sold in lots of	Unit reference	Weight kg/lb
Sheet of 76 legends Ø 8 x 27 mm/0.315 x 1.063 in.	Ø 30 x 40 mm/1.181 x 1.575 in. legend holder ZBZ32 and ZBZ34	10	ZBY4100	0.043/0.095

(1) "Start" functions: White letters on Black background. "Stop" functions: White letters on Red background (unless otherwise specified above).

(2) For complying with EN/ISO 13850 standard, paragraph 4.4.6., Emergency stop function logo  has been added.

DG121279




ZBY02303

DG121284



ZBY02228

814309



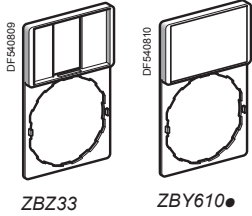
ZBY4100

Control and signaling units Ø 22

Harmony XB4 metal

Legend holders for 18 x 27 mm legends

18 x 27 mm legends for engraving or printing

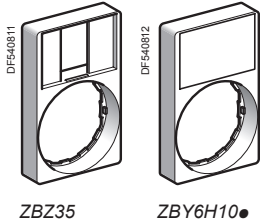


ZBZ33

ZBY610●

Standard Ø 30 x 50 mm legend holders for Ø 18 x 27 mm legends

Description	Color of background	Sold in lots of	Unit reference	Weight kg/lb
Without legend	–	10	ZBZ33	0.001/0.002
With blank legend	Black or Red	10	ZBY6101	0.002/0.004
	White or Yellow	10	ZBY6102	0.002/0.004
	Yellow	10	ZBY6140 (1)	0.002/0.004

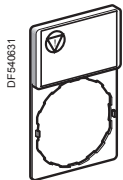


ZBZ35

ZBY6H10●

Ø 30 x 50 mm legend holder (flush mounting with bezel) for Ø 18 x 27 mm legends

Description	Color of background	Sold in lots of	Unit reference	Weight kg/lb
Without legend	–	10	ZBZ35	0.003/0.007
With blank legend	Black or Red	10	ZBY6H101	0.004/0.009
	White or Yellow	10	ZBY6H102	0.004/0.009



ZBY6140

Ø 18 x 27 mm legends for engraving (for Ø 30 x 50 mm legend-holders)

Description	Language	Marking	Sold in lots of	Unit reference	Weight kg/lb
Black or Red background	–	Without	10	ZBY5101	0.001/0.002
White or Yellow background	–	Without	10	ZBY5102	0.001/0.002
Yellow background	International		10	ZBY6140 (1)	0.001/0.002
	French	ARRET D'URGENCE	10	ZBY55130 (1)	0.001/0.002
	English	EMERGENCY STOP	10	ZBY55330 (1)	0.001/0.002

Sheets of peel-off legends (with backing board and protective transparent cover)

Description	For use with	Sold in lots of	Unit reference	Weight kg/lb
Sheet of 40 Ø 18 x 27 mm 10.709 x 1.063 in. legends	Ø 30 x 50 mm/1.181 x 1.968 in. legend holder ZBZ33 and ZBZ35	10	ZBY5100	0.044/0.097

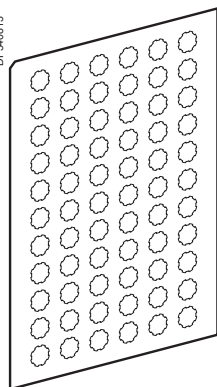
(1) For complying with EN/ISO 13850 standard, paragraph 4.4.6., Emergency stop function logo has been added.

Control and signaling units Ø 22

Harmony XB4 metal

Legends, for insertion, for printing, pre-printed, circular legends

DF540813



ZBY1101

Legends for XB4B pushbuttons, illuminated pushbuttons and pilot lights

Description	Language	Marking	Sold in lots of	Unit reference	Weight kg/lb
Sheets of 66 circular peel-off, transparent, self-adhesive legends	–	Without	10	ZBY1101	0.017/0.037
Strips of 66 circular peel-off, transparent, self-adhesive legends	International	O	10	ZBY1146	0.017/0.037
		I	10	ZBY1147	0.017/0.037
		II	10	ZBY1148	0.017/0.037
		III	10	ZBY1149	0.017/0.037
		STOP	10	ZBY1304	0.017/0.037
	French	↑	10	ZBY1912	0.017/0.037
		ARRET	10	ZBY1104	0.017/0.037
		ARRIERE	10	ZBY1106	0.017/0.037
		AUTO	10	ZBY1115	0.017/0.037
		AVANT	10	ZBY1105	0.017/0.037
		DESCENTE	10	ZBY1108	0.017/0.037
		MAIN	10	ZBY1116	0.017/0.037
	English	MARCHE	10	ZBY1103	0.017/0.037
		MONTEE	10	ZBY1107	0.017/0.037
		HAND	10	ZBY1316	0.017/0.037
		OFF	10	ZBY1312	0.017/0.037
	German	ON	10	ZBY1311	0.017/0.037
		START	10	ZBY1303	0.017/0.037
		AB	10	ZBY1208	0.017/0.037
AUF		10	ZBY1207	0.017/0.037	
AUS		10	ZBY1204	0.017/0.037	
		EIN	10	ZBY1203	0.017/0.037
		ZU	10	ZBY1214	0.017/0.037

Circular yellow legends for mushroom head pushbuttons

Used for "Emergency stop" function (1)

Diameter mm/in.	Conforming to standards	Marking on Yellow background	Sold in lots of	Unit Reference	Weight kg/lb
90/3.543	EN/IEC 60204-1 and EN/ISO 13850	–	10	ZBY8140	0.008/0.018
		ARRET D'URGENCE	10	ZBY8130	0.008/0.018
		EMERGENCY STOP	10	ZBY8330	0.008/0.018
		NOT-HALT	10	ZBY8230	0.008/0.018
		PARADA DE EMERGENCIA	10	ZBY8430	0.008/0.018
		ARRESTO DE EMERGENZA	10	ZBY8630	0.008/0.018

Used for "Emergency switching off" function

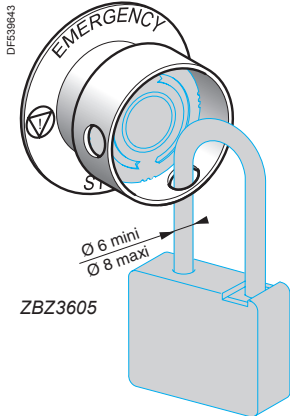
60/2.362	EN/IEC 60204-1	–	10	ZBY9101	0.004/0.009
		COUPURE D'URGENCE	10	ZBY9160	0.004/0.009
		EMERGENCY SWITCHING OFF	10	ZBY9360	0.004/0.009
		NOT-AUS	10	ZBY9260	0.004/0.009
		DESCONEXION DE EMERGENCIA	10	ZBY9460	0.004/0.009
		INTERRUZIONE DI EMERGENZA	10	ZBY9660	0.004/0.009
90/3.543	EN/IEC 60204-1	–	10	ZBY8101	0.008/0.018
		COUPURE D'URGENCE	10	ZBY8160	0.008/0.018
		EMERGENCY SWITCHING OFF	10	ZBY8360	0.008/0.018
		NOT-AUS	10	ZBY8260	0.008/0.018
		DESCONEXION DE EMERGENCIA	10	ZBY8460	0.008/0.018
		INTERRUZIONE DI EMERGENZA	10	ZBY8660	0.008/0.018

DF539642

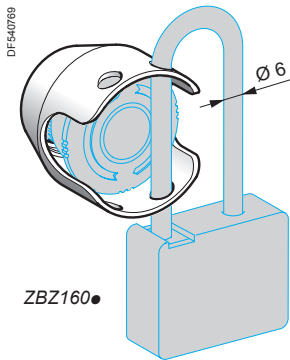


ZBY9160

(1) For complying with EN/ISO 13850 standard, paragraph 4.4.6., Emergency stop function logo (Ⓢ) has been added.




ZBZ3605



ZBZ160



ZBY9120



ZBY9160T



ZB4BZ64



ZBZ58

Accessories for mushroom head pushbuttons

Description	Exclusive use with the following Ø 40 mm/1.575 in. trigger action pushbuttons	Color	Reference	Weight kg/lb
-------------	---	-------	-----------	--------------

Padlocking kit (1) (2) For Emergency stop (3) and Emergency switching off function (4), (padlockable)	XB4BS844●, XB4BS9445, ZB4BS844, ZB4BS944●.	Yellow	ZBZ3605	0.045/0.099
--	--	--------	----------------	-------------

Metal guards For Emergency stop (3) function Padlockable (2)	XB4BT8●, XB4BS8●, XB4BS9●, ZB4BT8●, ZB4BS8●, ZB4BS9●.	Chromium plated	ZBZ1600	0.046/0.101
		Black	ZBZ1602	0.046/0.101
		Red	ZBZ1604	0.046/0.101
		Blue	ZBZ1606	0.046/0.101

Description	Marking	Color	Sold in lots of	Reference	Weight kg/lb
Ø 60 mm/2.362 in. legend for padlocking device ZBZ3605 For Emergency stop function (3)	Without	Yellow	–	ZBY9140T	0.004/0.009
	ARRET D'URGENCE	Yellow	–	ZBY9130T	0.004/0.009
	EMERGENCY STOP	Yellow	–	ZBY9330T	0.004/0.009
	NOT-HALT	Yellow	–	ZBY9230T	0.004/0.009
Ø 60 mm/2.362 in. legend for padlocking device ZBZ3605 For Emergency switching off function (4)	Without	Yellow	–	ZBY9101T	0.004/0.009
	COUPURE D'URGENCE	Yellow	–	ZBY9160T	0.004/0.009
	EMERGENCY SWITCHING OFF	Yellow	–	ZBY9360T	0.004/0.009
	NOT-AUS	Yellow	–	ZBY9260T	0.004/0.009
Ø 60 mm/2.362 in. circular legend compatible with Emergency stop	-	Yellow	5	ZBY9121	0.007/0.015
	EMERGENCY STOP	Yellow	5	ZBY9320	0.007/0.015
	ARRET D'URGENCE	Yellow	5	ZBY9120	0.007/0.015
	NOT-HALT	Yellow	5	ZBY9220	0.007/0.015
	PARADA DE EMERGENCIA	Yellow	5	ZBY9420	0.007/0.015
	ARRESTO DI EMERGENZA	Yellow	5	ZBY9620	0.007/0.015

Other accessories

Description	For use with	Color	Reference	Weight kg/lb
Plastic guard	Selector switches and key switches	Black	ZBZ2102	0.005/0.011
Padlockable flaps	Pushbuttons	Black	ZB4BZ62	0.076/0.168
		Red	ZB4BZ64	0.076/0.168
		Yellow	ZB4BZ65	0.076/0.168
		Blue	ZB4BZ66	0.076/0.168

Description	Material	For use with	Color	Sold in lots of	Unit reference	Weight kg/lb
Bellows seals for harsh environments (environments subject to humidity, dust, high-pressure cleaning, etc.) IP 69K (5)	Silicone	Emergency stop/ Switching off function	Black	2	ZBZ28	0.009/0.020
		Other functions	Yellow	2	ZBZ58	0.009/0.020

(1) Standard circular legends are not compatible with this product. Use special legends **ZBY9●●●T**.

(2) No isolation function is possible when this guard is fitted.

(3) For conformity with standards EN/IEC 60204-1 and EN/ISO 13850.

(4) For conformity with standard EN/IEC 60204-1.

(5) Only when mounted on control stations. Use legends **ZBY9●●●T**.




ZB4SZ3



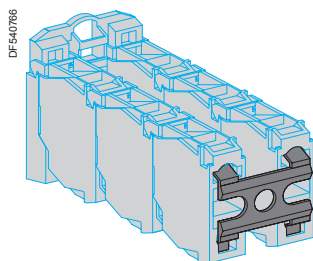
ZB4BZ007



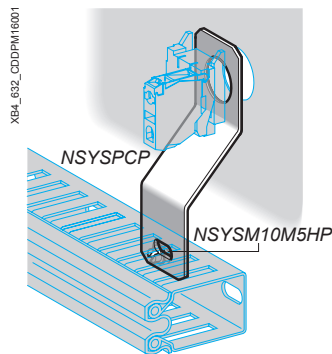
ZBSP2



ZB4BZ021



ZBZ007



Other accessories (continued)

Description	For use with	Color	Sold in lots of	Unit reference	Weight kg/lb
Metal circular blanking plug (1)	Ø 22 mm/0.866 in. control and signaling units	Chromium plated	10	ZB4SZ3	0.023/0.051
		Black	10	ZB4SZ37	0.023/0.051
Plastic blanking plug (with fixing nut)	Ø 22 mm/0.866 in. control and signaling units	Black	10	ZB5SZ3	0.009/0.020
Liquid spray protective washer to be fitted under the head	Ø 22 mm/0.866 in. control and signaling units	Chromium plated	50	ZB4BZ007	0.010/0.022
		Black	50	ZB4BZ0077	0.010/0.022
Plastic protection cover IP65/IP67	Ø 22 mm/0.866 in. USB and RJ45 ports	Black	10	ZBSP1	0.002/0.004
Rigid plastic protection cover IP65/IP67	Ø 22 mm/0.866 in. USB and RJ45 ports	Transparent	1	ZBSP2	0.006/0.013
Metal protection cover IP65/IP67/IP69K	Ø 22 mm/0.866 in. USB and RJ45 ports	Silver	1	ZBSP3	0.010/0.022
Ø 30 mm/1.181 in. Flush mounting kit for pushbuttons and pilot lights	Pushbutton ZB4B● with head mounted flush with bezel	Chromium plated	1	ZB4BZ021	0.019/0.042
Ø 30 mm/1.181 in. Flush mounting kit for selector switches and illuminated pushbuttons	Pushbutton ZB4B● with head mounted flush with bezel	Chromium plated	1	ZB4BZ022	0.021/0.046
Adapter (Ø 30 to Ø 22 mm/1.181 to 0.866 in. reducer)	All pushbuttons	Chromium plated	1	ZB4BZ012	–
Plastic clips	2 or 3 levels of contact blocks ZBE10● in high vibration environment	–	10	ZBZ007	–
Dummy contact block	Contact blocks ZBE10● and transformer blocks ZBV5B	–	5	ZBE000	–
Set of tabs for Faston connection	Contact blocks ZBE10● and light blocks ZBV●	–	10	ZBZ003	–
Description	Application		Sold in lots of	Unit reference	Weight kg/lb
Cable ducting support	Attached beneath head		10	NSYSPCP	0.030/0.066
M5 x 10 screw, with hexagonal slotted head	For attaching cable ducting		100	NSYSM10M5HP	0.003/0.007
Support	For pushbuttons, switches and pilot lights		1	DX1AP52	0.160/0.353
Boot for contact block ZBE10● and ZBE10●3 (2)	For protection against dusty environment		1	ZBZ60	0.098/0.216

(1) Body/fixing collar **ZB4BZ009** required for mounting to be ordered separately (see page 45).

(2) Restriction on use: Refer to the product instruction sheet on the Schneider Electric website, Harmony XB4 page.



DF540771

DL1CJ0●●●



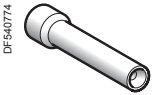
DF540772

DL1CE●●●



DF540773

DL1CF●●●



DF540774

XBFX13



DF540768

ZBZ8

Bulbs with BA 9s base fitting and associated accessories

Description	Characteristics	Color	Sold in lots of	Unit reference	Weight kg/lb
LEDs	24 V ~	White	1	DL1CJ0241	0.002/0.004
		Green	1	DL1CJ0243	0.002/0.004
		Red	1	DL1CJ0244	0.002/0.004
		Orange	1	DL1CJ0245	0.002/0.004
		Blue	1	DL1CJ0246	0.002/0.004
	48 V ~	Green	1	DL1CJ0483	0.002/0.004
		Red	1	DL1CJ0484	0.002/0.004
		Orange	1	DL1CJ0485	0.002/0.004
	6 V - 1.2 W	White	1	DL1CD0061	0.002/0.004
		Green	1	DL1CD0063	0.002/0.004
		Red	1	DL1CD0064	0.002/0.004
		Orange	1	DL1CD0065	0.002/0.004
		Blue	1	DL1CD0066	0.002/0.004
Incandescent bulbs	6 V - 1.2 W	–	10	DL1CB006	0.002/0.004
	24 V - 2 W	–	10	DL1CE024	0.002/0.004
	120...130 V 2.4 W	–	10	DL1CE130	0.002/0.004
Neon bulbs	120...130 V	–	10	DL1CF110	0.002/0.004
	230...240 V	–	10	DL1CF220	0.002/0.004
Bulb extractor	–	–	1	XBFX13	0.005/0.011
Lens cap tightening tool	Illuminated pushbuttons, with flush push	–	1	ZBZ8	0.009/0.020



ZBG455



ZBDLU1



ZBG455P



ZBGP



ZBDD2

Replacement keys

Description	Key number	Reference	Weight kg/lb
For latching mushroom head pushbuttons and selector switches			
Sets of 2 keys	455	ZBG455	0.013/0.029
	421E	ZBG421E	0.014/0.031
	458A	ZBG458A	0.014/0.031
	520E	ZBG520E	0.014/0.031
	3131A	ZBG3131A	0.014/0.031
	4A185	ZBDA185	0.014/0.031
	LU1	ZBDLU1	0.014/0.031
	LU2	ZBDLU2	0.014/0.031
	LU3	ZBDLU3	0.014/0.031
	LU4	ZBDLU4	0.014/0.031
	LU5	ZBDLU5	0.014/0.031
	LU6	ZBDLU6	0.014/0.031
	LU7	ZBDLU7	0.014/0.031
	LU8	ZBDLU8	0.014/0.031
	LU9	ZBDLU9	0.014/0.031
	LU10	ZBDLU10	0.014/0.031
	LU11	ZBDLU11	0.014/0.031
	LU12	ZBDLU12	0.014/0.031
	LU13	ZBDLU13	0.014/0.031
	LU14	ZBDLU14	0.014/0.031
	8D1	ZBD8D1	0.014/0.031
	Specific key	ZBGK (1)	0.014/0.031

For booted selector switches

Sets of 2 keys, one of which supplied booted (rubber boot)	455	ZBG455P	–
	421E	ZBG421EP	–
	458A	ZBG458AP	–
	520E	ZBG520EP	–
	3131A	ZBG3131AP	–

Accessory for key switches (2)

Description	Function	Reference	Weight kg/lb
Keyhole cover (rubber boot)	Protection of lock barrel when no key inserted in lock	ZBGP	0.005/0.011

Boot for standard handle

Description	For use with	Sold in lots of	Unit reference	Weight kg/lb
Boot for standard handle	ZB4BD●● and ZB5AD●●	5	ZBDD2	0.005/0.011

(1) Key number to be added when ordering.

(2) Not compatible with products with key TEC10.

A									
APE1C2150	47	XB4BG21	32	XB4BVM4	36	ZB4BA16	17	ZB4BD2	30
APE1C2250	47	XB4BG33	32	XB4BVM5	36	ZB4BA18	16	ZB4BD3	30
APE1PRE21	47	XB4BG41	32	XB4BVM6	36		20	ZB4BD4	30
		XB4BG61	32	XB4BW31B5	19	ZB4BA24	16	ZB4BD5	30
		XB4BJ21	31	XB4BW31G5	19	ZB4BA26	17	ZB4BD7	30
D		XB4BJ33	31	XB4BW31M5	19	ZB4BA34	16	ZB4BD8	30
DL1CB006	64	XB4BJ53	31	XB4BW33B5	19	ZB4BA36	17	ZB4BD28	33
DL1CD0061	64	XB4BK123B5	34	XB4BW33G5	19	ZB4BA38	16	ZB4BD29	33
DL1CD0063	64	XB4BK123G5	34	XB4BW33M5	19		20	ZB4BD39	33
DL1CD0064	64	XB4BK123M5	34	XB4BW34B5	19	ZB4BA44	16	ZB4BD48	33
DL1CD0065	64	XB4BK124B5	34	XB4BW34G5	19	ZB4BA46	17	ZB4BD49	33
DL1CD0066	64	XB4BK124G5	34	XB4BW34M5	19	ZB4BA48	16	ZB4BD59	33
DL1CE024	64	XB4BK124M5	34	XB4BW35B5	19		20	ZB4BD79	33
DL1CE130	64	XB4BK125B5	34	XB4BW35G5	19	ZB4BA54	16	ZB4BD89	33
DL1CF110	64	XB4BK125G5	34	XB4BW35M5	19	ZB4BA56	17	ZB4BD912	38
DL1CF220	64	XB4BK125M5	34	XB4BW36B5	19	ZB4BA58	16	ZB4BD922	38
DL1CJ0241	64	XB4BK133B5	34	XB4BW36G5	19		20	ZB4BG0	32
DL1CJ0243	64	XB4BK133G5	34	XB4BW36M5	19	ZB4BA64	16	ZB4BG0TEC10	33
DL1CJ0244	64	XB4BK133M5	34	XB4BW3135	21	ZB4BA66	17	ZB4BG1	32
DL1CJ0245	64	XB4BK134B5	34	XB4BW3145	21	ZB4BA68	16	ZB4BG01	32
DL1CJ0246	64	XB4BK134G5	34	XB4BW3165	21		20	ZB4BG2	32
DL1CJ0483	64	XB4BK134M5	34	XB4BW3335	21	ZB4BA79	22	ZB4BG2	32
DL1CJ0484	64	XB4BK135B5	34	XB4BW3345	21	ZB4BA88	20	ZB4BG02	32
DL1CJ0485	64	XB4BK135G5	34	XB4BW3365	21	ZB4BA131	18	ZB4BG2TEC10	33
DX1AP52	63	XB4BK135M5	34	XB4BW3365	21	ZB4BA133	18	ZB4BG03	32
		XB4BL42	16	XB4BW3435	21	ZB4BA136	18	ZB4BG3	32
N		XB4BL4325	18	XB4BW3445	21	ZB4BA141	18	ZB4BG3TEC10	33
NSYSM10M5HP	63	XB4BL73415	22	XB4BW3465	21	ZB4BA142	18	ZB4BG4	32
NSYSPCP	63	XB4BP21	17	XB4BW3535	21	ZB4BA145	18	ZB4BG04	32
		XB4BP31	17	XB4BW3545	21	ZB4BA232	18	ZB4BG4TEC10	33
		XB4BP42	17	XB4BW3565	21	ZB4BA233	18	ZB4BG5	32
X		XB4BP51	17	XB4BW73731B5	22	ZB4BA234	18	ZB4BG05	32
XB4BA11	16	XB4BP61	17	XB4BW73731G5	22	ZB4BA235	18	ZB4BG5TEC10	33
XB4BA21	16	XB4BS8442	26	XB4BW73731M5	22	ZB4BA245	18	ZB4BG05TEC10	33
XB4BA31	16	XB4BS8444	26	XB5DSB	39	ZB4BA331	18	ZB4BG6	32
XB4BA42	16	XB4BS8445	26	XB5DSG	39	ZB4BA333	18	ZB4BG6TEC10	33
XB4BA51	16	XB4BS8445	26	XB5DSM	39	ZB4BA334	18	ZB4BG7	32
XB4BA61	16	XB4BS9445	26	XB5DTB22	39	ZB4BA335	18	ZB4BG7TEC10	33
XB4BA821	38	XB4BS84441	26	XB5DTB23	39	ZB4BA336	18	ZB4BG8	32
XB4BA822	38	XB4BT842	26	XB5DTB24	39	ZB4BA341	18	ZB4BG08	32
XB4BA841	38	XB4BT845	26	XB5DTB25	39	ZB4BA342	18	ZB4BG9	32
XB4BA842	38	XB4BV5B1	37	XB5DTGM2	39	ZB4BA432	18	ZB4BG09	32
XB4BA861	38	XB4BV5B3	37	XB5DTGM3	39	ZB4BA433	18	ZB4BG9TEC10	33
XB4BA862	38	XB4BV5B4	37	XB5DTGM4	39	ZB4BA434	18	ZB4BH0	28
XB4BA921	38	XB4BV5B5	37	XB5DTGM5	39	ZB4BA435	18	ZB4BH01	28
XB4BA922	38	XB4BV5B6	37	XB5DT1S	39	ZB4BA791	23	ZB4BH1	28
XB4BA941	38	XB4BV31	37	XB5KSB	39	ZB4BA7120	22	ZB4BH02	28
XB4BA942	38	XB4BV33	37	XB5KSG	39	ZB4BA7121	22	ZB4BH2	28
XB4BA961	38	XB4BV34	37	XB5KSM	39	ZB4BA7340	22	ZB4BH03	28
XB4BA962	38	XB4BV35	37	XB5PRJ45	39	ZB4BA7341	22	ZB4BH3	28
XB4BA3311	18	XB4BV41	37	XB5PUSB3	39	ZB4BA71115	23	ZB4BH04	28
XB4BA3341	18	XB4BV43	37	XBFX13	64	ZB4BA71123	23	ZB4BH4	28
XB4BA3351	18	XB4BV44	37	XD4PA12	40	ZB4BA71124	23	ZB4BH05	28
XB4BA4322	18	XB4BV45	37	XD4PA14	40	ZB4BA72124	23	ZB4BH5	28
XB4BA711237	23	XB4BV61	37	XD4PA22	40	ZB4BA73132	23	ZB4BH06	28
XB4BA731327	23	XB4BV63	37	XD4PA24	40	ZB4BA73133	23	ZB4BH6	28
XB4BC21	24	XB4BV64	37			ZB4BA73134	23	ZB4BH013	29
XB4BD21	30	XB4BV65	37	Z		ZB4BA73135	23	ZB4BH13	29
XB4BD25	30	XB4BVB1	36	ZB2BE101	42	ZB4BB2	41	ZB4BH033	29
XB4BD33	30	XB4BVB3	36	ZB2BE102	42	ZB4BB4	41	ZB4BH33	29
XB4BD41	30	XB4BVB4	36	ZB4BA0	16	ZB4BC2	24	ZB4BH043	29
XB4BD53	30	XB4BVB5	36	ZB4BA1	16	ZB4BC3	24	ZB4BH43	29
XB4BD912R1K	38	XB4BVB6	36	ZB4BA2	16	ZB4BC4	24	ZB4BH053	29
XB4BD912R4K7	38	XB4BVG1	36	ZB4BA3	16	ZB4BC5	24	ZB4BH53	29
XB4BD912R10K	38	XB4BVG3	36	ZB4BA4	16	ZB4BC6	24	ZB4BH063	29
XB4BD912R47K	38	XB4BVG4	36	ZB4BA5	16	ZB4BC24	24	ZB4BH63	29
XB4BD912R100K	38	XB4BVG5	36	ZB4BA6	16	ZB4BC34	24	ZB4BH083	29
XB4BD912R470K	38	XB4BVG6	36	ZB4BA8	16	ZB4BC44	24	ZB4BH83	29
XB4BG03	32	XB4BVM1	36	ZB4BA9	16	ZB4BC54	24	ZB4BJ2	31
		XB4BVM3	36	ZB4BA14	16	ZB4BC64	24	ZB4BJ3	31

ZB4BJ4	31	ZB4BL433	18	ZB4BV03S	37	ZB4BVBG3	50	ZB4BW0M41	49
ZB4BJ5	31	ZB4BL434	18	ZB4BV04	37	ZB4BVBG4	50	ZB4BW0M42	49
ZB4BJ7	31	ZB4BL435	18	ZB4BV4	53	ZB4BVBG5	50	ZB4BW0M43	49
ZB4BJ8	31	ZB4BL7340	22	ZB4BV4D1	53	ZB4BVBG6	50	ZB4BW0M45	49
ZB4BJ291	31	ZB4BL7341	22	ZB4BV4D3	53	ZB4BVG1	50	ZB4BW0M51	49
ZB4BJ292	31	ZB4BP1	17	ZB4BV4D4	53	ZB4BVG3	50	ZB4BW0M52	49
ZB4BJ294	31	ZB4BP1S	17	ZB4BV4D5	53	ZB4BVG4	50	ZB4BW0M53	49
ZB4BJ391	31		55	ZB4BV4D6	53	ZB4BVG5	50	ZB4BW0M55	49
ZB4BJ392	31	ZB4BP2	17	ZB4BV04S	37	ZB4BVG6	50	ZB4BW0M61	49
ZB4BJ393	31	ZB4BP2S	17	ZB4BV05	37	ZB4BVG35	44	ZB4BW0M62	49
ZB4BJ394	31		55	ZB4BV5	53	ZB4BVG45	44	ZB4BW0M63	49
ZB4BJ395	31	ZB4BP3	17	ZB4BV5D1	53	ZB4BVJ1	50	ZB4BW0M65	49
ZB4BJ396	31	ZB4BP3S	17	ZB4BV5D3	53	ZB4BVJ3	50	ZB4BW03D15	52
ZB4BJ397	31		55	ZB4BV5D4	53	ZB4BVJ4	50	ZB4BW03D35	52
ZB4BJ491	31	ZB4BP4	17	ZB4BV5D5	53	ZB4BVJ5	50	ZB4BW03D45	52
ZB4BJ593	31	ZB4BP4S	17	ZB4BV5D6	53	ZB4BVJ6	50	ZB4BW03D55	52
ZB4BJ792	31		55	ZB4BV05S	37	ZB4BVM1	50	ZB4BW03D65	52
ZB4BJ793	31	ZB4BP5	17	ZB4BV06	37	ZB4BVM3	50	ZB4BW04D15	52
ZB4BJ796	31	ZB4BP5S	17	ZB4BV6	53	ZB4BVM4	50	ZB4BW04D35	52
ZB4BJ891	31		55	ZB4BV06S	37	ZB4BVM5	50	ZB4BW04D45	52
ZB4BJ893	31	ZB4BP6	17	ZB4BV07	37	ZB4BVM6	50	ZB4BW04D55	52
ZB4BJ895	31		55	ZB4BV07S	37	ZB4BW0B11	48	ZB4BW04D65	52
ZB4BK1213	35	ZB4BP18	17	ZB4BV8	53	ZB4BW0B12	48	ZB4BW05D15	52
ZB4BK1233	35	ZB4BP38	17	ZB4BV9	53	ZB4BW0B13	48	ZB4BW05D35	52
ZB4BK1243	35	ZB4BP48	17	ZB4BV013	36	ZB4BW0B15	48	ZB4BW05D45	52
ZB4BK1253	35	ZB4BP58	17	ZB4BV013E	36	ZB4BW0B31	48	ZB4BW05D55	52
ZB4BK1263	35	ZB4BP68	17	ZB4BV013S	36	ZB4BW0B32	48	ZB4BW05D65	52
ZB4BK1283	35	ZB4BP183	17	ZB4BV18B1	51	ZB4BW0B33	48	ZB4BW7A9	22
ZB4BK1313	35	ZB4BP383	17	ZB4BV18B3	51	ZB4BW0B35	48	ZB4BW7A1715	22
ZB4BK1333	35	ZB4BP483	17	ZB4BV18B4	51	ZB4BW0B41	48	ZB4BW7A1720	22
ZB4BK1343	35	ZB4BP583	17	ZB4BV18B5	51	ZB4BW0B42	48	ZB4BW7A1721	22
ZB4BK1353	35	ZB4BP683	17	ZB4BV18B6	51	ZB4BW0B43	48	ZB4BW7A1724	22
ZB4BK1363	35	ZB4BPp83	55	ZB4BV18G1	51	ZB4BW0B45	48	ZB4BW7A3740	22
ZB4BK1383	35	ZB4BR2	24	ZB4BV18G3	51	ZB4BW0B51	48	ZB4BW7A3741	22
ZB4BK1413	35	ZB4BR3	24	ZB4BV18G4	51	ZB4BW0B52	48	ZB4BW7L3740	22
ZB4BK1433	35	ZB4BR4	24	ZB4BV18G5	51	ZB4BW0B53	48	ZB4BW7L3741	22
ZB4BK1443	35	ZB4BR5	24	ZB4BV18G6	51	ZB4BW0B55	48	ZB4BW11	21
ZB4BK1453	35	ZB4BR6	24	ZB4BV18M1	51	ZB4BW0B61	48	ZB4BW11S	21
ZB4BK1463	35	ZB4BR216	24	ZB4BV18M3	51	ZB4BW0B62	48	ZB4BW13	21
ZB4BK1483	35	ZB4BR316	24	ZB4BV18M4	51	ZB4BW0B63	48	ZB4BW13S	21
ZB4BK1513	35	ZB4BR416	24	ZB4BV18M5	51	ZB4BW0B65	48	ZB4BW14	21
ZB4BK1533	35	ZB4BR516	24	ZB4BV18M6	51	ZB4BW0G11	48	ZB4BW14S	21
ZB4BK1543	35	ZB4BR616	24	ZB4BV033	36	ZB4BW0G12	48	ZB4BW15	21
ZB4BK1553	35	ZB4BS12	25	ZB4BV033E	36	ZB4BW0G13	48	ZB4BW15S	21
ZB4BK1563	35	ZB4BS22	25	ZB4BV033S	36	ZB4BW0G15	48	ZB4BW16	21
ZB4BK1583	35	ZB4BS42	25	ZB4BV043	36	ZB4BW0G31	48	ZB4BW16S	21
ZB4BK1713	35	ZB4BS52	25	ZB4BV043E	36	ZB4BW0G32	48	ZB4BW17	21
ZB4BK1733	35	ZB4BS55	25	ZB4BV043S	36	ZB4BW0G33	48	ZB4BW17S	21
ZB4BK1743	35	ZB4BS62	25	ZB4BV053	36	ZB4BW0G35	48	ZB4BW31	21
ZB4BK1753	35	ZB4BS72	25	ZB4BV053E	36	ZB4BW0G41	48	ZB4BW031	52
ZB4BK1763	35	ZB4BS834	26	ZB4BV053S	36	ZB4BW0G42	48	ZB4BW31S	21
ZB4BK1783	35	ZB4BS844	26	ZB4BV063	36	ZB4BW0G43	48	ZB4BW33	21
ZB4BK1813	35	ZB4BS864	26	ZB4BV063E	36	ZB4BW0G45	48	ZB4BW33S	21
ZB4BK1833	35	ZB4BS934	26	ZB4BV063S	36	ZB4BW0G51	48	ZB4BW34	21
ZB4BK1843	35	ZB4BS944	26	ZB4BV083	36	ZB4BW0G52	48	ZB4BW34S	21
ZB4BK1853	35	ZB4BS964	26	ZB4BV083E	36	ZB4BW0G53	48	ZB4BW35	21
ZB4BK1863	35	ZB4BT2	25	ZB4BV083S	36	ZB4BW0G55	48	ZB4BW035	52
ZB4BK1883	35	ZB4BT84	26	ZB4BV156	53	ZB4BW0G61	48	ZB4BW35S	21
ZB4BL1	16	ZB4BT844	26	ZB4BVB1	50	ZB4BW0G62	48	ZB4BW36	21
ZB4BL2	16	ZB4BV01	37	ZB4BVB3	50	ZB4BW0G63	48	ZB4BW36S	21
ZB4BL3	16	ZB4BV01S	37	ZB4BVB4	50	ZB4BW0G65	48	ZB4BW37	21
ZB4BL4	16	ZB4BV003	36	ZB4BVB5	50	ZB4BW0M11	49	ZB4BW37S	21
ZB4BL5	16	ZB4BV03	37	ZB4BVB6	50	ZB4BW0M12	49	ZB4BW041	52
ZB4BL6	16	ZB4BV3	53	ZB4BVB1156	51	ZB4BW0M13	49	ZB4BW045	52
ZB4BL232	18	ZB4BV3D1	53	ZB4BVB3156	51	ZB4BW0M15	49	ZB4BW051	52
ZB4BL233	18	ZB4BV3D3	53	ZB4BVB4156	51	ZB4BW0M31	49	ZB4BW055	52
ZB4BL234	18	ZB4BV3D4	53	ZB4BVB5156	51	ZB4BW0M32	49	ZB4BW061	52
ZB4BL235	18	ZB4BV3D5	53	ZB4BVB6156	51	ZB4BW0M33	49	ZB4BW062	52
ZB4BL432	18	ZB4BV3D6	53	ZB4BVBG1	50	ZB4BW0M35	49	ZB4BW063	52

ZB4BW065	52	ZB4BZ141	42	ZBA7138	23	ZBG421EP	65	ZBVB6	43
ZB4BW113	20	ZB4BZ1013	46	ZBA7232	23	ZBG455	65	ZBVB8	43
ZB4BW113S	20	ZB4BZ1014	47	ZBA7233	23	ZBG455P	65	ZBVB14	47
ZB4BW133	20	ZB4BZ1015	44	ZBA7235	23	ZBG458A	65	ZBVB15	44
ZB4BW133S	20	ZB4BZ1023	46	ZBA7237	23	ZBG458AP	65	ZBVB17	45
ZB4BW143	20	ZB4BZ1024	47	ZBA7331	23	ZBG520E	65	ZBVB34	47
ZB4BW143S	20	ZB4BZ1025	44	ZBA7333	23	ZBG520EP	65	ZBVB35	44
ZB4BW153	20	ZB4BZ1033	46	ZBA7335	23	ZBG2201	40	ZBVB37	45
ZB4BW153S	20	ZB4BZ1034	47	ZBA7336	23	ZBG2401	40	ZBVB44	47
ZB4BW163	20	ZB4BZ1035	44	ZBA7432	23	ZBG3131A	65	ZBVB45	44
ZB4BW163S	20	ZB4BZ1043	46	ZBD8D1	65	ZBG3131AP	65	ZBVB47	45
ZB4BW183	20	ZB4BZ1044	47	ZBDA185	65	ZBG4201	40	ZBVB54	47
ZB4BW183S	20	ZB4BZ1045	44	ZBDD2	65	ZBG4401	40	ZBVB55	44
ZB4BW313	20	ZB4BZ1053	46	ZBDLU1	65	ZBGK	65	ZBVB57	45
ZB4BW313S	20	ZB4BZ1054	47	ZBDLU2	65	ZBGP	65	ZBVB64	47
ZB4BW333	20	ZB4BZ1055	44	ZBDLU3	65	ZBL1	54	ZBVB65	44
ZB4BW333S	20	ZB4BZ1414	47	ZBDLU4	65	ZBL2	54	ZBVB67	45
ZB4BW343	20	ZB4SZ3	63	ZBDLU5	65	ZBL3	54	ZBVBG1	43
ZB4BW343S	20	ZB4SZ37	63	ZBDLU6	65	ZBL4	54	ZBVBG3	43
ZB4BW353	20	ZB5SZ3	63	ZBDLU7	65	ZBL5	54	ZBVBG4	43
ZB4BW353S	20	ZBA1	54	ZBDLU8	65	ZBL6	54	ZBVBG5	43
ZB4BW363	20	ZBA2	54	ZBDLU9	65	ZBL9	54	ZBVBG6	43
ZB4BW363S	20	ZBA3	54	ZBDLU10	65	ZBL138	54	ZBVG1	43
ZB4BW383	20	ZBA4	54	ZBDLU11	65	ZBP0	55	ZBVG3	43
ZB4BW383S	20	ZBA5	54	ZBDLU12	65	ZBP0A	55	ZBVG4	43
ZB4BW413	24	ZBA6	54	ZBDLU13	65	ZBP011	55	ZBVG5	43
ZB4BW433	24	ZBA9	54	ZBDLU14	65	ZBP012	55	ZBVG6	43
ZB4BW443	24	ZBA71	23	ZBE000	63	ZBP013	55	ZBVG8	43
ZB4BW453	24	ZBA72	23	ZBE101	42	ZBP014	55	ZBVG14	47
ZB4BW463	24	ZBA73	23	ZBE102	42	ZBP015	55	ZBVG15	44
ZB4BW513	20	ZBA74	23	ZBE201	42	ZBP016	55	ZBVG34	47
ZB4BW533	20	ZBA75	23	ZBE202	42	ZBP017	55	ZBVG35	44
ZB4BW543	20	ZBA76	23	ZBE203	42	ZBPA	55	ZBVG44	47
ZB4BW553	20	ZBA131	54	ZBE204	42	ZBSP1	63	ZBVG45	44
ZB4BW563	20	ZBA133	54	ZBE205	42	ZBSP2	63	ZBVG54	47
ZB4BW583	20	ZBA136	54	ZBE501	42	ZBSP3	63	ZBVG55	44
ZB4BW613	25	ZBA137	54	ZBE502	42	ZBV5B	43	ZBVG64	47
ZB4BW633	25	ZBA141	54	ZBE503	42	ZBV6	53	ZBVG65	44
ZB4BW643	26	ZBA142	54	ZBE504	42	ZBV011	55	ZBVJ1	43
ZB4BW653	25	ZBA145	54	ZBE505	42	ZBV013	55	ZBVJ3	43
ZB4BW663	25	ZBA232	54	ZBE701	45	ZBV014	55	ZBVJ4	43
ZB4BW913	20	ZBA233	54	ZBE702	45	ZBV015	55	ZBVJ5	43
ZB4BW933	20	ZBA234	54	ZBE1013	46	ZBV016	55	ZBVJ6	43
ZB4BW943	20	ZBA235	54	ZBE1014	47	ZBV017	55	ZBVJ15	44
ZB4BW953	20	ZBA245	54	ZBE1015	44	ZBV18B1	43	ZBVJ35	44
ZB4BW963	20	ZBA331	54	ZBE1016	42	ZBV18B3	43	ZBVJ45	44
ZB4BW983	20	ZBA333	54	ZBE1016P	42	ZBV18B4	43	ZBVJ55	44
ZB4BX2	25	ZBA334	54	ZBE1016P3	46	ZBV18B5	43	ZBVJ65	44
ZB4BX84	26	ZBA335	54	ZBE1023	46	ZBV18B6	43	ZBVM1	43
ZB4BZ007	63	ZBA336	54	ZBE1024	47	ZBV18G1	43	ZBVM3	43
ZB4BZ009	42	ZBA337	54	ZBE1025	44	ZBV18G3	43	ZBVM4	43
	44	ZBA338	54	ZBE1026	42	ZBV18G4	43	ZBVM5	43
	45	ZBA341	54	ZBE1026P	42	ZBV18G5	43	ZBVM6	43
	47	ZBA342	54	ZBE1026P3	46	ZBV18G6	43	ZBVM8	43
ZB4BZ012	63	ZBA343	54	ZBE2013	46	ZBV18M1	43	ZBVM14	47
ZB4BZ021	63	ZBA344	54	ZBE2023	46	ZBV18M3	43	ZBVM15	44
ZB4BZ022	63	ZBA346	54	ZBE2033	46	ZBV18M4	43	ZBVM34	47
ZB4BZ62	62	ZBA432	54	ZBE2043	46	ZBV18M5	43	ZBVM35	44
ZB4BZ64	62	ZBA433	54	ZBE2053	46	ZBV18M6	43	ZBVM44	47
ZB4BZ65	62	ZBA434	54	ZBE5013	46	ZBV0103S	55	ZBVM45	44
ZB4BZ66	62	ZBA435	54	ZBE5023	46	ZBV0113	55	ZBVM54	47
ZB4BZ0077	63	ZBA639	54	ZBE5033	46	ZBV0133	55	ZBVM55	44
ZB4BZ079	45	ZBA708	23	ZBE5043	46	ZBV0143	55	ZBVM64	47
ZB4BZ101	42	ZBA709	23	ZBE5053	46	ZBV0153	55	ZBVM65	44
ZB4BZ102	42	ZBA710	23	ZBE7016	45	ZBV0163	55	ZBW911	55
ZB4BZ103	42	ZBA2934	54	ZBE7026	45	ZBVB1	43	ZBW913	55
ZB4BZ104	42	ZBA2935	54	ZBE10163	46	ZBVB3	43	ZBW914	55
ZB4BZ105	42	ZBA7131	23	ZBE10263	46	ZBVB4	43	ZBW915	55
ZB4BZ106	42	ZBA7134	23	ZBG421E	65	ZBVB5	43	ZBW916	55
ZB4BZ107	42								

ZBW917	55	ZBY02109	58	ZBY2199	56	ZBY02305	59	ZBY8660	61
ZBW931	55	ZBY2110	56	ZBY02199	58	ZBY2306	57	ZBY9101	61
ZBW933	55	ZBY02110	58	ZBY2203	57	ZBY02306	59	ZBY9101T	62
ZBW934	55	ZBY2111	56	ZBY02203	59	ZBY2307	57	ZBY9120	27
ZBW935	55	ZBY02111	58	ZBY2204	57	ZBY02307	59		62
ZBW936	55	ZBY2112	56	ZBY02204	59	ZBY2308	57	ZBY9121	27
ZBW937	55	ZBY02112	58	ZBY2205	57	ZBY02308	59		62
ZBW9113	55	ZBY2113	56	ZBY02205	59	ZBY2309	57	ZBY9130T	62
ZBW9133	55	ZBY02113	58	ZBY2206	57	ZBY02309	59	ZBY9140T	62
ZBW9143	55	ZBY2114	56	ZBY02206	59	ZBY2310	57	ZBY9160	61
ZBW9153	55	ZBY02114	58	ZBY2207	57	ZBY02310	59	ZBY9160T	62
ZBW9163	55	ZBY2115	56	ZBY02207	59	ZBY2311	57	ZBY9220	27
ZBW9313	55	ZBY02115	58	ZBY2208	57	ZBY02311	59		62
ZBW9333	55	ZBY2116	56	ZBY02208	59	ZBY2312	57	ZBY9230T	62
ZBW9343	55	ZBY02116	58	ZBY2209	57	ZBY02312	59	ZBY9260	61
ZBW9353	55	ZBY2123	56	ZBY02209	59	ZBY2313	57	ZBY9260T	62
ZBW9363	55	ZBY02123	58	ZBY2210	57	ZBY02313	59	ZBY9320	27
ZBY001	42	ZBY2126	56	ZBY02210	59	ZBY2314	57		62
	44	ZBY02126	58	ZBY2211	57	ZBY02314	59	ZBY9330T	62
	46	ZBY2127	56	ZBY02211	59	ZBY2316	57	ZBY9360	61
ZBY2H101	56	ZBY02127	58	ZBY2212	57	ZBY02316	59	ZBY9360T	62
ZBY4H101	56	ZBY2128	56	ZBY02212	59	ZBY2321	57	ZBY9420	27
ZBY6H101	60	ZBY02128	58	ZBY2213	57	ZBY02321	59		62
ZBY6H102	60	ZBY2129	56	ZBY02213	59	ZBY2322	57	ZBY9460	61
ZBY0101	58	ZBY02129	58	ZBY2214	57	ZBY02322	59	ZBY9620	27
ZBY0102	58	ZBY02130	58	ZBY02214	59	ZBY2323	57		62
ZBY0104	56	ZBY2130	56	ZBY2223	57	ZBY02323	59	ZBY9660	61
ZBY00104	58	ZBY2131	56	ZBY02223	59	ZBY2326	57	ZBY55130	60
ZBY0123	56	ZBY02131	58	ZBY2226	57	ZBY02326	59	ZBY55330	60
ZBY00123	58	ZBY2132	56	ZBY02226	59	ZBY2327	57	ZBY22420001	57
ZBY0140	58	ZBY02132	58	ZBY2227	57	ZBY02327	59	ZBY022420001	59
ZBY1101	61	ZBY2133	56	ZBY02227	59	ZBY2328	57	ZBZ001	42
ZBY1103	61	ZBY02133	58	ZBY2228	57	ZBY02328	59		46
ZBY1104	61	ZBY2134	56	ZBY02228	59	ZBY2330	57	ZBZ003	63
ZBY1105	61	ZBY02134	58	ZBY2229	57	ZBY02330	59	ZBZ006	45
ZBY1106	61	ZBY2135	56	ZBY02229	59	ZBY2334	57	ZBZ007	63
ZBY1107	61	ZBY02135	58	ZBY2230	57	ZBY02334	59	ZBZ8	64
ZBY1108	61	ZBY2146	56	ZBY02230	59	ZBY2364	57	ZBZ010	45
ZBY1115	61	ZBY02146	58	ZBY2231	57	ZBY02364	59	ZBZ011	45
ZBY1116	61	ZBY2147	56	ZBY02231	59	ZBY2366	57	ZBZ012	45
ZBY1146	61	ZBY02147	58	ZBY2232	57	ZBY02366	59	ZBZ28	27
ZBY1147	61	ZBY2148	56	ZBY02232	59	ZBY2367	57		62
ZBY1148	61	ZBY02148	58	ZBY2233	57	ZBY02367	59	ZBZ32	56
ZBY1149	61	ZBY2164	56	ZBY02233	59	ZBY2385	57	ZBZ33	60
ZBY1203	61	ZBY02164	58	ZBY2234	57	ZBY02385	59	ZBZ34	56
ZBY1204	61	ZBY2165	56	ZBY02234	59	ZBY2387	57	ZBZ35	60
ZBY1207	61	ZBY02165	58	ZBY2235	57	ZBY02387	59	ZBZ58	27
ZBY1208	61	ZBY2166	56	ZBY02235	59	ZBY2931	56		62
ZBY1214	61	ZBY02166	58	ZBY2265	57	ZBY02931	58	ZBZ60	63
ZBY1303	61	ZBY2167	56	ZBY02265	59	ZBY4100	59	ZBZ110	45
ZBY1304	61	ZBY02167	58	ZBY2266	57	ZBY4101	56	ZBZ1600	62
ZBY1311	61	ZBY2178	56	ZBY02266	59	ZBY4140	56	ZBZ1602	62
ZBY1312	61	ZBY02178	58	ZBY2267	57	ZBY5100	60	ZBZ1604	62
ZBY1316	61	ZBY2179	56	ZBY02267	59	ZBY5101	60	ZBZ1606	62
ZBY1912	61	ZBY02179	58	ZBY2284	57	ZBY5102	60	ZBZ2102	62
ZBY2101	56	ZBY2184	56	ZBY02284	59	ZBY6101	60	ZBZ3605	62
ZBY2103	56	ZBY02184	58	ZBY2295	57	ZBY6102	60	ZBZG156	43
ZBY02103	58	ZBY2185	56	ZBY02295	59	ZBY6140	60	ZBZM156	43
ZBY2104	56	ZBY02185	58	ZBY2297	57	ZBY8101	61	ZBZVG	43
ZBY02104	58	ZBY2186	56	ZBY02297	59	ZBY8130	61	ZBZVM	43
ZBY2105	56	ZBY02186	58	ZBY2298	57	ZBY8140	61	ZD4PA12	40
ZBY02105	58	ZBY2195	56	ZBY02298	59	ZBY8160	61	ZD4PA14	40
ZBY2106	56	ZBY02195	58	ZBY2299	57	ZBY8230	61	ZD4PA22	40
ZBY02106	58	ZBY2196	56	ZBY02299	59	ZBY8260	61	ZD4PA24	40
ZBY2107	56	ZBY02196	58	ZBY2303	57	ZBY8330	61	ZD4PA103	40
ZBY02107	58	ZBY2197	56	ZBY02303	59	ZBY8360	61	ZD4PA203	40
ZBY2108	56	ZBY02197	58	ZBY2304	56	ZBY8430	61		
ZBY02108	58	ZBY2198	56	ZBY02304	58	ZBY8460	61		
ZBY2109	56	ZBY02198	58	ZBY2305	57	ZBY8630	61		



Schneider Electric Industries SAS

Head Office
35, rue Joseph Monier
F-92500 Rueil-Malmaison
France

www.schneider-electric.com/control

The information provided in this documentation contains general descriptions and/or technical characteristics of the performance of the products contained herein. This documentation is not intended as a substitute for and is not to be used for determining suitability or reliability of these products for specific user applications. It is the duty of any such user or integrator to perform the appropriate and complete risk analysis, evaluation and testing of the products with respect to the relevant specific application or use thereof. Neither Schneider Electric nor any of its affiliates or subsidiaries shall be responsible or liable for misuse of the information contained herein.

Design: Schneider Electric
Photos: Schneider Electric