

## HyperLink Wireless 800/900 MHz High Performance Omni-directional Antennas Models: HGV-903U and HGV-906U

### Applications

---

- 900 MHz ISM band and Wireless LAN systems
- Multipoint applications
- Non Line of Sight (NLOS)
- Wireless video links
- GSM, SCADA applications

### Features

---

- Superior all weather performance
- Rugged industrial grade design
- Lightweight fiberglass radome
- Integral N-Female connector
- Heavy-duty steel mounting bracket



HGV-906U Shown

### Description

---

The HyperLink 900 MHz HGV series are high performance Omni-directional antennas designed for the 800 MHz / 900 MHz ISM band. They are ideally suited for multipoint, Non Line of Sight (NLOS) and mobile applications where high gain and wide coverage is desired. Typical applications include 900 MHz Wireless LAN, SCADA, Wireless Video Links and 800 MHz as well as 900MHz Cellular band applications.

The HGV series antennas feature an integral N-Female bulkhead type connector that mounts through the wall of an equipment enclosure. Included with each antenna is a mast mounting kit. Consisting of a heavy-duty steel bracket and a pair of U-bolts, this kit allows installation on masts up to 2.0" in diameter.

These antennas feature a rugged 1.3" diameter white high intensity fiberglass radome for durability and aesthetics. It is designed for all weather operation.



## Specifications

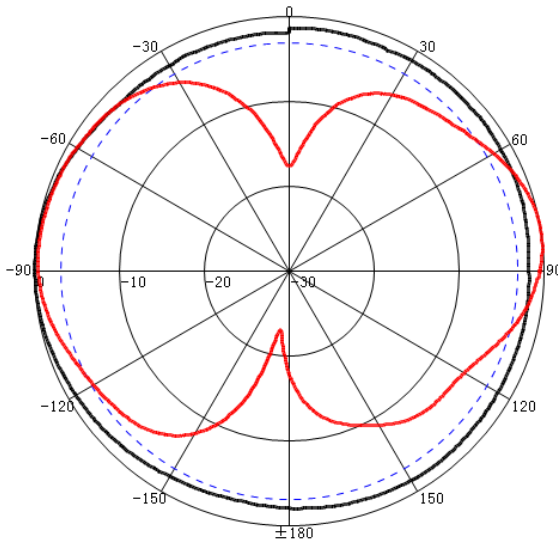
### Electrical Specifications

Models	HGV-903U	HGV-906U
Frequency	824 – 960 MHz	
Gain	3 dBi	6 dBi
Vertical Beam Width	70 Degrees	30 Degrees
Horizontal Beam Width	360 Degrees	360 Degrees
Polarization	Vertical	
Impedance	50 Ohm	
Max. Input Power	100 Watts	
VSWR	< 1.5:1 avg.	

### Mechanical Specifications

Connector	Integral N-Female	
Weight	1.5 lbs. (0.7 Kg)	2.4 lbs. (1.1 Kg)
Length	13.4 in. (340 mm)	23.6 in. (600 mm)
Diameter	1.3 in. (33 mm)	
Radome Material	White Fiberglass	
Mounting Mast Size	1.2 to 2 in. Dia. (31.7 to 50.8 mm dia.)	
Operating Temperature	-40° C to 85° C (-40° F to 185° F)	
Rated Wind Velocity	130 MPH (210km/h)	108 MPH (173km/h)
RoHS Compliant	Yes	

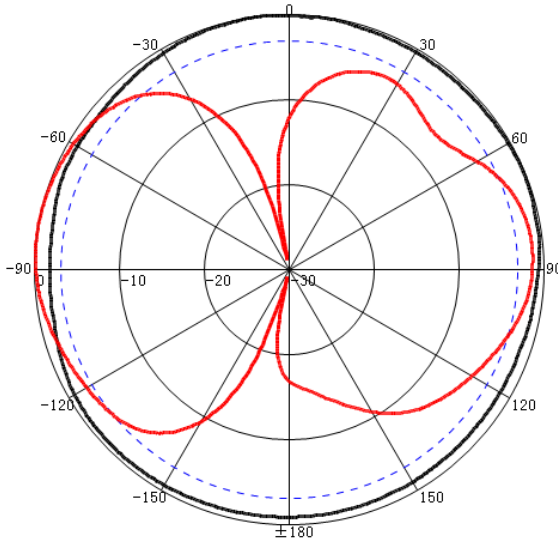
**RF Antenna Patterns – HGV-903U**



Freq:824MHz  
Date:2014-04-10  
Elevation:H-plane  
Polar-Across:Main  
Polarization:Vertical  
Max:-12.30dB  
HPBW(3dB):360.00°  
FBR:1.24dB

Freq:824MHz  
Date:2014-04-10  
Elevation:V-plane  
Polar-Across:Main  
Polarization:Vertical  
Max:-15.65dB  
HPBW(3dB):49.17°  
FBR:0.33dB

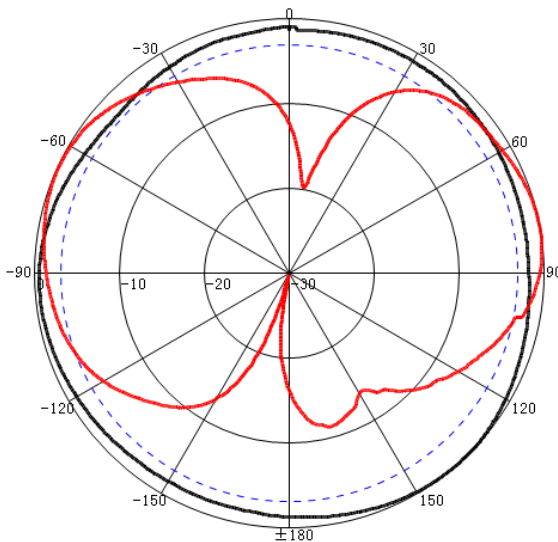
Gain:3.58dBi



Freq:890MHz  
Date:2014-04-10  
Elevation:H-plane  
Polar-Across:Main  
Polarization:Vertical  
Max:-12.22dB  
HPBW(3dB):360.00°  
FBR:0.75dB

Freq:890MHz  
Date:2014-04-10  
Elevation:V-plane  
Polar-Across:Main  
Polarization:Vertical  
Max:-16.25dB  
HPBW(3dB):87.37°  
FBR:1.27dB

Gain:3.48dBi

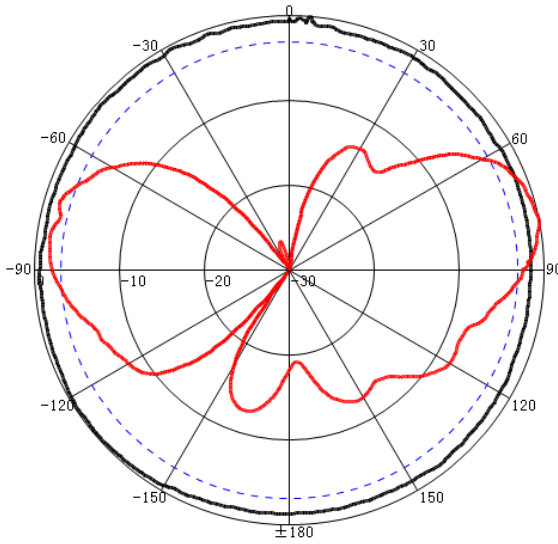


Freq:960MHz  
Date:2014-04-10  
Elevation:H-plane  
Polar-Across:Main  
Polarization:Vertical  
Max:-13.42dB  
HPBW(3dB):360.00°  
FBR:1.35dB

Freq:960MHz  
Date:2014-04-10  
Elevation:V-plane  
Polar-Across:Main  
Polarization:Vertical  
Max:-16.20dB  
HPBW(3dB):63.92°  
FBR:0.18dB

Gain:3.83dBi

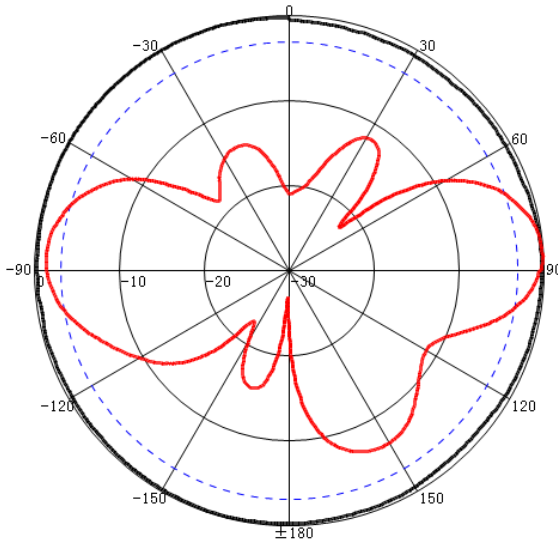
**RF Antenna Patterns – HGV-906U**



Freq:824MHz  
 Date:2013-12-25  
 Elevation:H-plane  
 Polar-Across:Main  
 Polarization:Vertical  
 Max:-11.18dB  
 HPBW(3dB):360.00°  
 FBR:0.66dB

Freq:824MHz  
 Date:2013-12-25  
 Elevation:V-plane  
 Polar-Across:Main  
 Polarization:Vertical  
 Max:-11.57dB  
 HPBW(3dB):31.30°  
 FBR:1.55dB

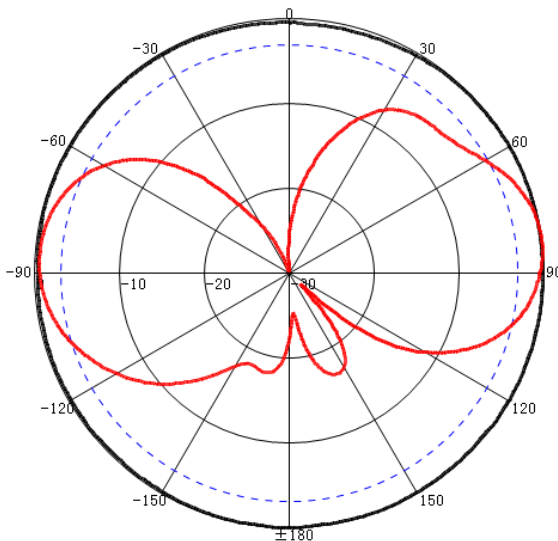
Gain:5.74dBi



Freq:890MHz  
 Date:2013-12-25  
 Elevation:H-plane  
 Polar-Across:Main  
 Polarization:Vertical  
 Max:-8.84dB  
 HPBW(3dB):360.00°  
 FBR:0.16dB

Freq:890MHz  
 Date:2013-12-25  
 Elevation:V-plane  
 Polar-Across:Main  
 Polarization:Vertical  
 Max:-12.31dB  
 HPBW(3dB):28.46°  
 FBR:1.36dB

Gain:5.38dBi



Freq:960MHz  
 Date:2013-12-25  
 Elevation:H-plane  
 Polar-Across:Main  
 Polarization:Vertical  
 Max:-8.96dB  
 HPBW(3dB):360.00°  
 FBR:0.00dB

Freq:960MHz  
 Date:2013-12-25  
 Elevation:V-plane  
 Polar-Across:Main  
 Polarization:Vertical  
 Max:-10.43dB  
 HPBW(3dB):41.34°  
 FBR:0.55dB

Gain:4.88dBi