

Feed-through terminal block - UK 16 N BU - 3006056

Please be informed that the data shown in this PDF Document is generated from our Online Catalog. Please find the complete data in the user's documentation. Our General Terms of Use for Downloads are valid (<http://phoenixcontact.com/download>)




Feed-through terminal block, Connection method: Screw connection, Cross section: 2.5 mm² - 25 mm², AWG: 14 - 4, Width: 12.2 mm, Color: blue, Mounting type: NS 35/7,5, NS 35/15, NS 32

Why buy this product

- All universal terminal blocks in the UK... series can also be used in the Ex e area according to IEC/EN 60079 as standard
- The corresponding EC-type examination numbers for Ex approval can be found in the technical connection data



Key Commercial Data

Packing unit	50 STK
GTIN	 4 017918 091316
GTIN	4017918091316
Weight per Piece (excluding packing)	22.200 g
Custom tariff number	85369010
Country of origin	India

Technical data

General

Number of levels	1
Number of connections	2
Potentials	1
Nominal cross section	16 mm ²
Color	blue
Insulating material	PA
Flammability rating according to UL 94	V0
Rated surge voltage	8 kV
Degree of pollution	3
Overvoltage category	III
Insulating material group	I

Feed-through terminal block - UK 16 N BU - 3006056

Technical data

General

Maximum load current	101 A (with 25 mm ² conductor cross section)
Nominal current I _N	76 A
Nominal voltage U _N	800 V
Open side panel	Yes
Result of surge voltage test	Test passed
Surge voltage test setpoint	9.8 kV
Result of power-frequency withstand voltage test	Test passed
Power frequency withstand voltage setpoint	2 kV
Result of the test for mechanical stability of terminal points (5 x conductor connection)	Test passed
Result of bending test	Test passed
Bending test rotation speed	10 rpm
Bending test turns	135
Bending test conductor cross section/weight	2.5 mm ² / 0.7 kg
	16 mm ² / 2.9 kg
	25 mm ² / 4.5 kg
Tensile test result	Test passed
Conductor cross section tensile test	2.5 mm ²
Tractive force setpoint	50 N
Conductor cross section tensile test	16 mm ²
Tractive force setpoint	100 N
Conductor cross section tensile test	25 mm ²
Tractive force setpoint	135 N
Result of tight fit on support	Test passed
Tight fit on carrier	NS 32/NS 35
Setpoint	10 N
Result of voltage-drop test	Test passed
Requirements, voltage drop	≤ 3.2 mV
Result of temperature-rise test	Test passed
Short circuit stability result	Test passed
Conductor cross section short circuit testing	16 mm ²
Short-time current	1.92 kA
Result of thermal test	Test passed
Proof of thermal characteristics (needle flame) effective duration	30 s
Relative insulation material temperature index (Elec., UL 746 B)	130 °C
Temperature index of insulation material (DIN EN 60216-1 (VDE 0304-21))	130 °C
Static insulating material application in cold	-60 °C
Behavior in fire for rail vehicles (DIN 5510-2)	Test passed
Flame test method (DIN EN 60695-11-10)	V0
Oxygen index (DIN EN ISO 4589-2)	>32 %

Feed-through terminal block - UK 16 N BU - 3006056

Technical data

General

NF F16-101, NF F10-102 Class I	2
NF F16-101, NF F10-102 Class F	2
Surface flammability NFPA 130 (ASTM E 162)	passed
Specific optical density of smoke NFPA 130 (ASTM E 662)	passed
Smoke gas toxicity NFPA 130 (SMP 800C)	passed
Calorimetric heat release NFPA 130 (ASTM E 1354)	28 MJ/kg
Fire protection for rail vehicles (DIN EN 45545-2) R22	HL 1 - HL 3
Fire protection for rail vehicles (DIN EN 45545-2) R23	HL 1 - HL 3
Fire protection for rail vehicles (DIN EN 45545-2) R24	HL 1 - HL 3
Fire protection for rail vehicles (DIN EN 45545-2) R26	HL 1 - HL 3

Dimensions

Width	12.2 mm
End cover width	1.5 mm
Length	42.5 mm
Height NS 35/7,5	54 mm
Height NS 35/15	61.5 mm
Height NS 32	59 mm

Connection data

Connection method	Screw connection
Connection in acc. with standard	IEC 60947-7-1
Conductor cross section solid min.	2.5 mm ²
Conductor cross section solid max.	25 mm ²
Conductor cross section AWG min.	14
Conductor cross section AWG max.	4
Conductor cross section flexible min.	4 mm ²
Conductor cross section flexible max.	16 mm ²
Min. AWG conductor cross section, flexible	12
Max. AWG conductor cross section, flexible	6
Conductor cross section flexible, with ferrule without plastic sleeve min.	1.5 mm ²
Conductor cross section flexible, with ferrule without plastic sleeve max.	16 mm ²
Conductor cross section flexible, with ferrule with plastic sleeve min.	1.5 mm ²
Conductor cross section flexible, with ferrule with plastic sleeve max.	16 mm ²
2 conductors with same cross section, solid min.	1.5 mm ²
2 conductors with same cross section, solid max.	6 mm ²
2 conductors with same cross section, stranded min.	1.5 mm ²
2 conductors with same cross section, stranded max.	4 mm ²
2 conductors with same cross section, stranded, TWIN ferrules with plastic sleeve, min.	0.75 mm ²
2 conductors with same cross section, stranded, TWIN ferrules with plastic sleeve, max.	10 mm ²

Feed-through terminal block - UK 16 N BU - 3006056

Technical data

Connection data

2 conductors with same cross section, stranded, ferrules without plastic sleeve, min.	1.5 mm ²
2 conductors with same cross section, stranded, ferrules without plastic sleeve, max.	6 mm ²
Connection in acc. with standard	IEC/EN 60079-7
Conductor cross section solid min.	2.5 mm ²
Conductor cross section solid max.	25 mm ²
Conductor cross section AWG min.	22
Conductor cross section AWG max.	4
Conductor cross section flexible min.	4 mm ²
Conductor cross section flexible max.	16 mm ²
Stripping length	11 mm
Internal cylindrical gage	B7
Screw thread	M4
Tightening torque, min	1.5 Nm
Tightening torque max	1.8 Nm

Standards and Regulations

Connection in acc. with standard	CSA
	IEC 60947-7-1
Flammability rating according to UL 94	V0

Environmental Product Compliance

China RoHS	Environmentally friendly use period: unlimited = EFUP-e
	No hazardous substances above threshold values

Drawings

Circuit diagram



Classifications

eCl@ss

eCl@ss 4.0	27141120
eCl@ss 4.1	27141120
eCl@ss 5.0	27141120
eCl@ss 5.1	27141120
eCl@ss 6.0	27141120
eCl@ss 7.0	27141120
eCl@ss 8.0	27141120
eCl@ss 9.0	27141120

Feed-through terminal block - UK 16 N BU - 3006056

Classifications

ETIM

ETIM 2.0	EC000897
ETIM 3.0	EC000897
ETIM 4.0	EC000897
ETIM 5.0	EC000897
ETIM 6.0	EC000897

UNSPSC

UNSPSC 6.01	30211811
UNSPSC 7.0901	39121410
UNSPSC 11	39121410
UNSPSC 12.01	39121410
UNSPSC 13.2	39121410

Approvals

Approvals


Approvals


CSA / UL Recognized / cUL Recognized / RS / IECCEB Scheme / EAC / EAC / DNV GL / KEMA-KEUR / cULus Recognized

Ex Approvals

IECEX / ATEX / UL Recognized / cUL Recognized / EAC Ex / GL / cULus Recognized

Approval details

CSA		http://www.csagroup.org/services/testing-and-certification/certified-product-listing/	13631
mm ² /AWG/kcmil	22-4		
Nominal current I _N	85 A		
Nominal voltage U _N	600 V		

UL Recognized		http://database.ul.com/cgi-bin/XYV/template/LISEXT/1FRAME/index.htm	FILE E 60425
mm ² /AWG/kcmil	22-4		
Nominal current I _N	85 A		
Nominal voltage U _N	600 V		

Feed-through terminal block - UK 16 N BU - 3006056

Approvals

cUL Recognized		http://database.ul.com/cgi-bin/XYV/template/LISEXT/1FRAME/index.htm	FILE E 60425
mm ² /AWG/kcmil	22-4		
Nominal current IN	85 A		
Nominal voltage UN	600 V		

RS		http://www.rs-head.spb.ru/en/index.php	10.04059.250
----	--	---	--------------

IECEE CB Scheme		http://www.iecee.org/	NL-26110
mm ² /AWG/kcmil	16		
Nominal voltage UN	800 V		

EAC		7500651.22.01.00246	
-----	--	---------------------	--

EAC		EAC-Zulassung	
-----	--	---------------	--

DNV GL	https://www.dnvgl.com/		TAE00001CT
--------	---	--	------------

KEMA-KEUR		http://www.dekra-certification.com	2183462.01
mm ² /AWG/kcmil	16		
Nominal voltage UN	800 V		

cULus Recognized		http://database.ul.com/cgi-bin/XYV/template/LISEXT/1FRAME/index.htm	
------------------	--	---	--

Accessories

Accessories

Feed-through terminal block - UK 16 N BU - 3006056

Accessories

Cover

Cover - EA 7-WS - 0800747



Single covers, for covering one terminal block, with black symbol (lightning flash) snap fit, color: transparent/yellow

Cover profile

Cover profile - EA 7 - 1024250



Single covers, color: transparent

DIN rail

DIN rail perforated - NS 32 PERF 2000MM - 1201002



G-profile DIN rail, material: Steel, perforated, height 15 mm, width 32 mm, length 2 m

DIN rail, unperforated - NS 32 UNPERF 2000MM - 1201015



G-profile DIN rail, material: Steel, unperforated, height 15 mm, width 32 mm, length 2 m

DIN rail perforated - NS 35/ 7,5 PERF 2000MM - 0801733



DIN rail, material: steel galvanized and passivated with a thick layer, perforated, height 7.5 mm, width 35 mm, length: 2000 mm

Feed-through terminal block - UK 16 N BU - 3006056

Accessories

DIN rail, unperforated - NS 35/ 7,5 UNPERF 2000MM - 0801681



DIN rail, material: Steel, unperforated, height 7.5 mm, width 35 mm, length: 2 m

DIN rail perforated - NS 35/ 7,5 WH PERF 2000MM - 1204119



DIN rail 35 mm (NS 35)

DIN rail - NS 35/ 7,5 WH UNPERF 2000MM - 1204122



DIN rail 35 mm (NS 35)

DIN rail, unperforated - NS 35/ 7,5 AL UNPERF 2000MM - 0801704



DIN rail, unperforated, Width: 35 mm, Height: 7.5 mm, Length: 2000 mm, Color: silver

DIN rail perforated - NS 35/ 7,5 ZN PERF 2000MM - 1206421



DIN rail, material: Galvanized, perforated, height 7.5 mm, width 35 mm, length: 2 m

Feed-through terminal block - UK 16 N BU - 3006056

Accessories

DIN rail, unperforated - NS 35/ 7,5 ZN UNPERF 2000MM - 1206434



DIN rail, material: Galvanized, unperforated, height 7.5 mm, width 35 mm, length: 2 m

DIN rail, unperforated - NS 35/ 7,5 CU UNPERF 2000MM - 0801762



DIN rail, material: Copper, unperforated, height 7.5 mm, width 35 mm, length: 2 m

End cap - NS 35/ 7,5 CAP - 1206560



DIN rail end piece, for DIN rail NS 35/7.5

DIN rail perforated - NS 35/15 PERF 2000MM - 1201730



DIN rail, material: steel galvanized and passivated with a thick layer, perforated, height 15 mm, width 35 mm, length: 2000 mm

DIN rail, unperforated - NS 35/15 UNPERF 2000MM - 1201714



DIN rail, material: Steel, unperforated, height 15 mm, width 35 mm, length: 2 m

Feed-through terminal block - UK 16 N BU - 3006056

Accessories

DIN rail perforated - NS 35/15 WH PERF 2000MM - 0806602



DIN rail 35 mm (NS 35)

DIN rail - NS 35/15 WH UNPERF 2000MM - 1204135



DIN rail 35 mm (NS 35)

DIN rail, unperforated - NS 35/15 AL UNPERF 2000MM - 1201756



DIN rail, deep drawn, high profile, unperforated, 1.5 mm thick, material: aluminum, height 15 mm, width 35 mm, length 2000 mm

DIN rail perforated - NS 35/15 ZN PERF 2000MM - 1206599



DIN rail, material: Galvanized, perforated, height 15 mm, width 35 mm, length: 2 m

DIN rail, unperforated - NS 35/15 ZN UNPERF 2000MM - 1206586



DIN rail, material: Galvanized, unperforated, height 15 mm, width 35 mm, length: 2 m

Feed-through terminal block - UK 16 N BU - 3006056

Accessories

DIN rail, unperforated - NS 35/15 CU UNPERF 2000MM - 1201895



DIN rail, material: Copper, unperforated, 1.5 mm thick, height 15 mm, width 35 mm, length: 2 m

End cap - NS 35/15 CAP - 1206573



DIN rail end piece, for DIN rail NS 35/15

DIN rail, unperforated - NS 35/15-2,3 UNPERF 2000MM - 1201798



DIN rail, unperforated, Width: 35 mm, Height: 15 mm, Length: 2000 mm, Color: silver

End block

End clamp - CLIPFIX 35 - 3022218



Quick mounting end clamp for NS 35/7,5 DIN rail or NS 35/15 DIN rail, with marking option, width: 9.5 mm, color: gray

End clamp - CLIPFIX 35-5 - 3022276



Quick mounting end clamp for NS 35/7,5 DIN rail or NS 35/15 DIN rail, with marking option, with parking option for FBS...5, FBS...6, KSS 5, KSS 6, width: 5.15 mm, color: gray

Feed-through terminal block - UK 16 N BU - 3006056

Accessories

End clamp - E/NS 35 N - 0800886



End clamp, width: 9.5 mm, color: gray

End clamp - E/UK - 1201442



End clamp, Width: 9.5 mm, Height: 35.3 mm, Length: 50.5 mm, Color: gray

End clamp - E/UK 1 - 1201413



End clamps, for supporting the ends of double-level and three-level terminal blocks, width: 10 mm, color: gray

End cover

End cover - D-UK 16 - 3006027



End cover, Length: 42.5 mm, Width: 1.5 mm, Height: 54 mm, Color: gray

Insertion bridge

Insertion bridge - EB 10-12 - 3006137



Insertion bridge, Pitch: 12 mm, Number of positions: 10, Color: gray

Insulating sleeve

Feed-through terminal block - UK 16 N BU - 3006056

Accessories

Insulating sleeve - PS-IH WH - 0311566



Insulating sleeve, Color: white

Insulating sleeve - PS-IH RD - 0311579



Insulating sleeve, Color: red

Insulating sleeve - PS-IH BU - 0311582



Insulating sleeve, Color: blue

Insulating sleeve - PS-IH YE - 0311595



Insulating sleeve, Color: yellow

Insulating sleeve - PS-IH GN - 0311605



Insulating sleeve, Color: green

Feed-through terminal block - UK 16 N BU - 3006056

Accessories

Insulating sleeve - PS-IH GY - 0311621



Insulating sleeve, Color: gray

Insulating sleeve - PS-IH BK - 0311634



Insulating sleeve, Color: black

Insulating sleeve - PS-IH VT - 0311618



Insulating sleeve, Color: violet

Labeled terminal marker

Zack marker strip - ZB 12 CUS - 0824942



Zack marker strip, can be ordered: Strip, white, labeled according to customer specifications, Mounting type: Snap into tall marker groove, for terminal block width: 12.2 mm, Lettering field: 10.5 x 12.15 mm

Marker for terminal blocks - ZB 12,LGS:L1-N,PE - 0812146



Marker for terminal blocks, Strip, white, labeled, Printed horizontally: L1, L2, L3, N, PE, Mounting type: Snap into tall marker groove, for terminal block width: 12.2 mm, Lettering field: 10.5 x 12.15 mm

Feed-through terminal block - UK 16 N BU - 3006056

Accessories

Marker for terminal blocks - UC-TM 12 CUS - 0824613



Marker for terminal blocks, can be ordered: by sheet, white, labeled according to customer specifications, Mounting type: Snap into tall marker groove, for terminal block width: 12 mm, Lettering field: 11.45 x 10.5 mm

Marker for terminal blocks - UCT-TM 12 CUS - 0829630



Marker for terminal blocks, can be ordered: by sheet, white, labeled according to customer specifications, Mounting type: Snap into tall marker groove, for terminal block width: 12 mm, Lettering field: 10.8 x 9.6 mm

Partition plate

Separating plate - TS-K - 1302215



Separating plate, Length: 22 mm, Width: 0.5 mm, Height: 22 mm, Color: gray

Partition plate - ATP-UK - 3003224



Partition plate, Length: 56 mm, Width: 1.5 mm, Height: 45.7 mm, Color: gray

Screw bridge

Fixed bridge - FBI 2-12 - 0200075



Fixed bridge, Pitch: 12 mm, Number of positions: 2, Color: silver

Feed-through terminal block - UK 16 N BU - 3006056

Accessories

Fixed bridge - FBI 10-12 - 0203454



Fixed bridge, Pitch: 12 mm, Number of positions: 10, Color: silver

Screwdriver tools

Screwdriver - SZS 1,0X4,0 VDE - 1205066



Screwdriver, slot-headed, VDE insulated, size: 1.0 x 4.0 x 100 mm, 2-component grip, with non-slip grip

Terminal marking

Zack marker strip - ZB 12:UNPRINTED - 0812120



Zack marker strip, Strip, white, unlabeled, can be labeled with: CMS-P1-PLOTTER, PLOTMARK, Mounting type: Snap into tall marker groove, for terminal block width: 12.2 mm, Lettering field: 12 x 10.5 mm

Marker for terminal blocks - UC-TM 12 - 0819194



Marker for terminal blocks, Sheet, white, unlabeled, can be labeled with: BLUEMARK CLED, BLUEMARK LED, CMS-P1-PLOTTER, PLOTMARK, Mounting type: Snap into tall marker groove, for terminal block width: 12 mm, Lettering field: 11.45 x 10.5 mm

Marker for terminal blocks - UCT-TM 12 - 0829144



Marker for terminal blocks, Sheet, white, unlabeled, can be labeled with: THERMOMARK PRIME, THERMOMARK CARD, BLUEMARK CLED, BLUEMARK LED, TOPMARK LASER, Mounting type: Snap into tall marker groove, for terminal block width: 12 mm, Lettering field: 10.8 x 9.6 mm

Test plug terminal block

Feed-through terminal block - UK 16 N BU - 3006056

Accessories

Test plugs - PS-MT - 0311647



Test plugs, Color: silver

Test socket

Female test connector - PSBJ 4/15/6 FARBLOS - 0303419



Female test connector, Color: transparent

Female test connector - PSBJ 4/15/6 WH - 0303312



Female test connector, Color: white

Female test connector - PSBJ 4/15/6 RD - 0303325



Female test connector, Color: red

Female test connector - PSBJ 4/15/6 BU - 0303354



Female test connector, Color: blue

Feed-through terminal block - UK 16 N BU - 3006056

Accessories

Female test connector - PSBJ 4/15/6 YE - 0303367



Female test connector, Color: yellow

Female test connector - PSBJ 4/15/6 GN - 0303370



Female test connector, Color: green

Female test connector - PSBJ 4/15/6 VT - 0303383



Female test connector, Color: violet

Female test connector - PSBJ 4/15/6 GY - 0303396



Female test connector, Color: gray

Female test connector - PSBJ 4/15/6 BK - 0303406



Female test connector, Color: black

Feed-through terminal block - UK 16 N BU - 3006056

Accessories

Female test connector - PSB 4/7/6 - 0303299



Female test connector, Color: silver

Phoenix Contact 2017 © - all rights reserved
<http://www.phoenixcontact.com>