


# FND-557XW4SM00BW35 Range

2.1" ( 53 mm ) 5 x 7 White Dot Matrix Display



## Features:

- 3.5mm pin length
- High intensity white dot matrix LED display
- Black face for maximum contrast
- White diffused segment in off-state
- Ideal for use in applications requiring a high-quality display:
  - ❑ Passenger information
  - ❑ Variable message signs
  - ❑ Lift indication
  - ❑ Digital clocks



## Contents:

- Electro / Optical Characteristics - Page 2
- Maximum Rated Values - Page 2
- Package Outline and Diagrams - Page 3

# FND-557XW4SM00BW35 Range

2.1" ( 53 mm ) 5 x 7 White Dot Matrix Display



Electro / Optical Characteristics  $I_F = 20\text{mA}$ ,  $T_a = 25^\circ\text{C}$

Part Number		Emitting Colour	Chromaticity Coordinates		Forward Voltage		Luminous Intensity, $I_v$	
Column Cathode	Column Anode		x	y	Typ	Max	Min	Typ
FND-5571W4SM00BW35 ♦	FND-5572W4SM00BW35 ♦	White	0.30	0.30	3.20	3.80	~	400
Units					V		mcd / seg	

♦ Available from Farnell/element14

Maximum Rated Values  $T_a = 25^\circ\text{C}$  (Derate Above  $25^\circ\text{C}$ )

Characteristic	Condition	Symbol	Rating	Units
Pulse Forward Current	0.1 duty cycle @ 1kHz	$I_{FP}$	100	mA
DC Forward Current		$I_F$	25	mA
Reverse Voltage	$I_R = 10\mu\text{A}$	$V_R$	5	V
Operating Temperature		$T_{opr}$	-25 to +80	$^\circ\text{C}$
Storage Temperature		$T_{stg}$	-30 to +85	$^\circ\text{C}$
Lead Soldering Temperature	1.6mm from body - max 3 seconds		260	$^\circ\text{C}$

## Note



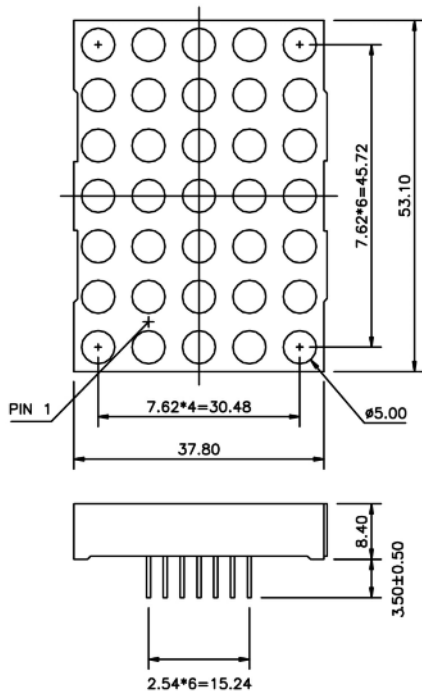
Industry standard procedures regarding static must be observed when handling white LED displays as they are produced using blue die material.

# FND-557XW4SM00BW35 Range

2.1" ( 53 mm ) 5 x 7 White Dot Matrix Display

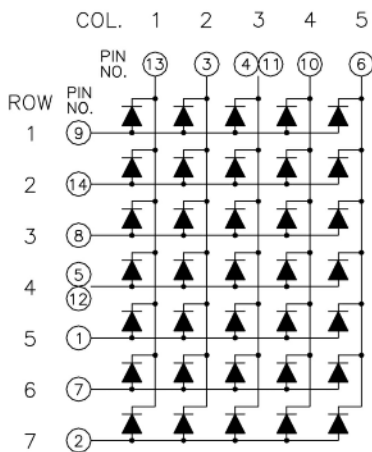


## Package Outline and Diagrams

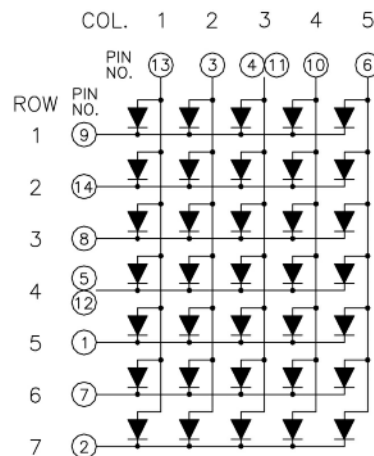


Tolerance  $\pm 0.25$  mm unless stated

### Column Cathode



### Column Anode



## Disclaimer

No representation, warranty, responsibility or liability is or will be accepted by Forge Europa Limited in relation to the accuracy or completeness of any information it provides. It is the responsibility of the customer to verify the suitability of the product for its application. All design work supplied by Forge Europa Limited is to be assumed confidential and is the sole property of Forge Europa Limited. It must not be used, copied or disclosed to any third party without the prior written consent of Forge Europa Limited. All contracts are subject to Forge Europa Limited's General Terms and Conditions of Trading which can be found at [www.forge-europa.co.uk](http://www.forge-europa.co.uk). E&OE